



CAT. 4640 Pneumatic Catalog
Tubing, Hose, Fittings, Couplers & Accessories





Since its inception in 1958, Nycoil has recognized the importance of Premier Customer Service, Quality Products, and Quick Delivery.

From the introduction of the original Self-Storing Air Hose over forty years ago, Nycoil has established itself as a leader in the Fluid Power and Industrial markets. We offer tubing, hoses, fittings, quick couplers, and FRLs to service your pneumatic needs.

Nycoil®

Table of Contents

Tubing

Polyethylene Tubing.....	A-3
Nylon Tubing.....	A-4
Polyurethane Tubing.....	A-7
Ny-Chem® Kynar® PVDF.....	A-11
Tubing Accessories.....	A-12
Specialty Engineered Products.....	A-13

Fittings

Nickel Plated Push-to-Connect Tube Fittings.....	B-7
Composite Push-to-Connect Tube Fittings.....	B-13
Push-to-Connect Flow Controls.....	B-23
Push-to-Connect Transportation Fittings.....	B-27
Pipe Fittings.....	B-31

Ball Valves

Safety Exhaust.....	C-2
Standard Valve.....	C-3

Filters, Regulators & Lubricators

Filters.....	D-4
Regulators.....	D-8
Lubricators.....	D-10
Combinations.....	D-12
Drop Leg Auto Drains.....	D-16
Accessories.....	D-17

Hose

Polyurethane Hose.....	E-2
Ultra-Lite SuperBraid.....	E-7
Nylon.....	E-10
Hose Fittings.....	E-13
Hose Accessories.....	E-16

Couplers

Low Pressure Couplers.....	F-6
Micro, Sub Miniature & Miniature Couplers.....	F-56
Dry Break Couplers.....	F-77
Safety Couplers.....	F-85
RECTUKEY Couplers.....	F-101
Thermoplastic Couplers.....	F-107

Blow Gun/Access.

Nycoil Blow Guns.....	G-2
-----------------------	-----

Technical

Tubing Charts.....	H-2
Pressure Conversions.....	H-3
Metric Conversions.....	H-4
Temperature Conversions.....	H-5

Pneumatic Tubing

A. Polyethylene

Fractional
Metric

B. Nylon

Fractional
Metric
Mini-Coils

C. Polyurethane

Fractional
Metric
EZ Strip™ Bonded
Polyurethane Mini Coils

D. Ny-Chem™ Kynar®* PVDF

Fractional
Metric
Mini-Coils

E. Tube Accessories

Tube Cutters
Spiral Wrap

F. Specialty Engineered Products

*Kynar® is a registered trademark of Arkema, Inc.



TUBING

FITTINGS

BALL VALVES

FILTER, REGULATOR
& LUBRICATOR

HOSE

COUPLERS

BLOW GUN/ACCESS.

TECHNICAL

There are three thermoplastic tubing compounds used for the majority of pneumatic lines: Nylon, Polyethylene and Polyurethane. All three offer distinct advantages. Selecting the one that best fits a particular job should be done only after all of the application requirements are carefully considered. For more information on selection, please refer to the Technical Section.



General Tubing Characteristics

	Temperature Range	Working Pressure (at 68°F)	Flexibility	Compatible Fittings
Polyethylene	-100°F to +175°F (-73°C to +79.5°C)	83 PSI – 200 PSI (5.7 BAR – 13 BAR)	Flexible	Push-To-Connect Compression Hose Barb
Nylon	-40°F to +200°F (-40°C to +93°C)	160 PSI – 500 PSI (11 BAR – 35 BAR)	Least Flexible	Push-To-Connect Compression Hose Barb
Polyurethane	-40°F to +165°F (-40°C to +74°C)	125 PSI – 200 PSI (8.5 BAR – 14 BAR)	Most Flexible	Push-To-Connect Hose Barb

Note: Pressure ratings are also effected by diameter of tubing and wall thickness. Actual performance may vary with different media and working conditions.



TUBING

FITTINGS

BALL VALVES

FILTER, REGULATOR & LUBRICATOR

HOSE

COUPLERS

BLOW GUN/ACCESS.

TECHNICAL

Polyethylene Tubing

Common Tubing for Common Applications



Polyethylene is the most commonly used tubing due to its flexibility, wide range of chemical resistance and lower cost.

Polyethylene Property Overview

- Flexible
- Chemically Inert
- UV Resistant (Black tube)
- Temperature Range:
-100°F to +175°F (-73°C to +80°C)

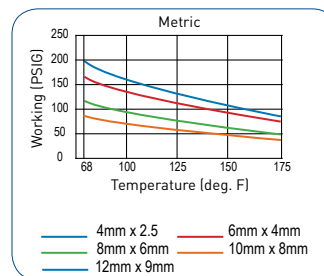
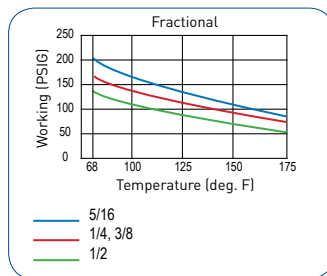
Typical Applications

- Low Pressure Pneumatics

LLDPE has a much higher resistance to stress cracking as compared to other Polyethylene compounds. It is also chemically inert, meaning it forms a good barrier against moisture, vapors and gases – minimizing the possibility of leaks or contamination. Where prolonged exposure to sunlight or ultraviolet (UV) light is a concern, black tubing is recommended for extended life.

Polyethylene Applications

- Potable Water Feed/Drains
- Pneumatic or Signal Lines
- Liquid/Air Transfer



Polyethylene Fractional Inch Tubing

Tube O.D.	Tube I.D.	Wall Thickness	Part Number			Min. Bend Radius	Weight	Working Pressure			Burst Pressure
			100'	500'	1000'			1000' (lbs.)	PSI@68°F	PSI@125°F	
inch	inch	inch	Reel	Reel	Reel	inch					
1/4	0.170	0.040	6244_	6444_	6644_	3/4	10.9	167	107	500	
5/16	0.190	0.062	6255_	6455_	6655_	5/8	20.2	200	128	600	
3/8	0.250	0.062	6266_	6466_	6666_	1-1/8	25.3	167	107	500	
1/2	0.375	0.062	6288_	6988_*	6688_	2-1/8	35.5	133	85	400	

* Indicates 250' Reel

Adding a Color Code suffix to the part number is required. If no Color code is selected, Natural (0) color will be supplied. Custom sizes, cut lengths, reel lengths and colors are available upon request - contact Customer Service.

Color Code	Suffix Key
0	Natural
1	Black
2	Red
3	Blue
4	Green
5	Yellow
6	Orange
7	Gray

Polyethylene Metric Tubing

Tube O.D.	Tube I.D.	Wall Thickness	Part Number			Min. Bend Radius	Weight	Working Pressure			Burst Pressure
			100'	500'	1000'			1000' (lbs.)	PSI@68°F	PSI@125°F	
mm	mm	mm	Reel	Reel	Reel	mm					
4	2.5	0.75	7203_	7503_	7803_	12	5.0	200	125	600	
6	4	1.00	7206_	7506_	7806_	36	10.2	167	110	500	
8	6	1.00	7208_	7508_	7808_	48	14.2	117	70	350	
10	8	1.00	7211_	7511_	7811_	60	18.3	83	50	250	
12	9	1.50	7213_	7513_	7813_	70	31.5	117	70	350	

Color Code	Suffix Key
0	Natural
1	Black
2	Red
3	Blue
4	Green
5	Yellow
6	Orange
7	Gray

Nylon Tubing

The Nylon Advantage

Nylon tubing is a popular choice for low pressure pneumatic applications because of its combination of flexibility and toughness. Nycoil uses a heat and light stabilized, very flexible compound that yields a quality tube. Nylon is the most recommended tubing material for all types of pneumatic circuits.

A circuit designer could never get into trouble using Nylon tubing for pneumatic circuits. Due to its physical properties, Nylon is the number one choice for reliable connections with all types of fittings. Nylon retains its performance integrity in elevated temperatures and generally, because of its higher

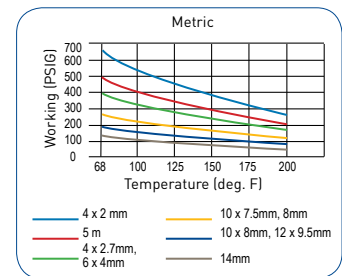
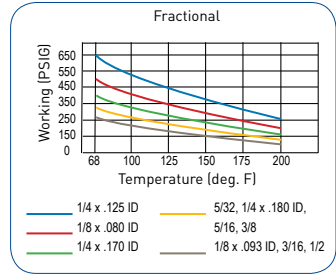
pressure and temperature characteristics, Nylon will have a greater flow passage than composite tubing made from other material with the same outside diameter. These factors should never be overlooked when designing pneumatic circuits.

Nylon Property Overview

- Flexible
- Good Chemical Resistance
- Low Moisture Absorption
- Superior Dimensional Stability
- Temperature Range:
-40°F to +200°F (-40°C to +93°C)

Typical Applications

- Low Pressure Pneumatic
- Pneumatic Circuits
- Injection Lube Systems
- Hydro-Pneumatic Circuit



Nylon Products

- Pneumatic Tubing
- Mini-Coils
- Capillary Tubing

Nylon Fractional Inch Tubing

Tube O.D.	Tube I.D.	Wall Thickness	Part Number			Min. Bend Radius	Weight	Working Pressure			Burst Pressure
			100'	500'	1000'			PSI@68°F	PSI@125°F	PSI@68°F	
inch	inch	inch	Reel	Reel	Reel	inch	1000' (lbs.)				
1/8	0.080	0.023	6121_	6521_	6021_	1/4	3.3	500	350	1500	
1/8	0.093	0.016	6122_	6522_	6022_	1/2	2.5	267	187	800	
5/32	0.106	0.025	6123_	6523_	6023_	5/8	4.8	333	233	1000	
3/16	0.137	0.025	6133_	6533_	6033_	3/4	5.8	267	187	800	
1/4	0.180	0.035	6144_	6544_	6044_	7/8	10.9	333	233	1000	
1/4	0.125	0.062	6146_	6546_	6046_	1-1/4	16.9	667	467	2000	
1/4	0.170	0.040	6147_	6547_	6047_	7/8	12.2	400	280	1200	
5/16	0.232	0.040	6155_	6555_	6055_	1	15.7	333	233	1000	
3/8	0.275	0.050	6166_	6566_	6066_	1-1/4	23.3	333	233	1000	
1/2	0.375	0.062	6188_	6888_ *	6088_	2-1/4	39	267	187	800	

Color Code
Suffix Key
0 = Natural
1 = Black
2 = Red
3 = Blue
4 = Green
5 = Yellow
6 = Orange
7 = Gray

Nylon Metric Tubing

Tube O.D.	Tube I.D.	Wall Thickness	Part Number			Min. Bend Radius	Weight	Working Pressure			Burst Pressure
			100'	500'	1000'			PSI@68°F	PSI@125°F	PSI@68°F	
mm	mm	mm	Reel	Reel	Reel	mm	1000' (lbs.)				
4	2.7	0.65	7104_	7404_	7704_	24	3.8	367	257	1100	
4	2	1	7102_	7402_	7702_	24	6.8	667	467	2000	
5	3	1	7105_	7405_	7705_	30	9	500	350	1500	
6	4	1	7106_	7406_	7706_	36	11.2	400	280	1200	
8	6	1	7108_	7408_	7708_	48	15.8	283	198	850	
10	8	1	7111_	7411_	7711_	60	20.2	200	140	600	
10	7.5	1.25	7110_	7410_	7710_	70	24.6	267	187	800	
12	9.5	1.25	7112_	7412_	7712_	70	30.1	233	163	700	
14	12	1	7116_	-	-	100	29.1	133	93	400	

Color Code
Suffix Key
0 = Natural
1 = Black
2 = Red
3 = Blue
4 = Green

* Indicates 250' Reel

Adding a Color Code suffix to the part number is required. If no Color code is selected, Natural (0) color will be supplied. Custom sizes, cut lengths, reel lengths and colors are available upon request - contact Customer Service. Please refer to the Technical Section for working pressure charts and chemical resistance.




PNEUMATIC TUBING

Nylon Mini-Coils

The tight diameter of our Mini-Coils make them extremely flexible and ideal for use with robotics, instrumentation, small pneumatic tools, control circuits or any other application requiring either constant or intermittent motion. They include a pigtail on each end for easy fitting installation or connection to other devices. A variety of colors are available for coding purposes or to be aesthetically compatible with other equipment. Custom colors, sizes and lengths are available – please consult Customer Service.

Nylon - Mini-Coils

Tube O.D.	Tube I.D.	Wall Thickness	Part Number	Coil Dimensions					Color Code
				Overall Length	Length w/o Tails	Number of Coils	Coil O.D. "B"	Compact Length "C"	Suffix Key
				inch	inch		inch	inch	inch
5/32	0.106	0.025	4112_	24	16	5	1-1/2	7/8	0 = Natural 1 = Black 2 = Red 3 = Blue
5/32	0.106	0.025	4113_	36	28	8	1-1/2	1-1/4	
5/32	0.106	0.025	4115_	60	52	12	1-1/2	1-7/8	
5/32	0.106	0.025	4116_	72	64	19	1-1/2	3	
5/32	0.106	0.025	4110_	120	112	32	1-1/2	5	
1/4	0.180	0.035	4143_	36	28	6	2	1-1/2	
1/4	0.180	0.035	4145_	60	52	10	2	2-1/2	
1/4	0.180	0.035	4147_	84	76	15	2	3-3/4	
1/4	0.180	0.035	4149_	108	100	19	2	4-3/4	
5/16	0.232	0.040	4154_	48	40	6	2-5/8	1-7/8	
5/16	0.232	0.040	4156_	72	64	10	2-5/8	3-1/8	
5/16	0.232	0.040	4150_	120	112	16	2-5/8	5	



Recommended working length is 85% of the total length.

Supplied with "pigtailed" for connection. All tails are 4" long on both ends. Adding a Color Code suffix to the part number is required. If no Color code is selected, Natural (0) color will be supplied. Custom sizes, cut lengths, reel lengths and colors are available upon request. Contact Customer Service.

Capillary Tubing (Lube Tube)

Capillary Tubing is produced from a specially formulated Nylon resin with a 1/8" outside diameter and a 0.023" wall on 1000 foot reels. The tubing is used for injection lube systems. Tubing is in stock. Contact Customer Service for more information.

Nylon - Capillary Tubing

Tube O.D.	Tube I.D.	Wall Thickness	PN 1000
inch	inch	inch	Reel
1/8	0.079	0.023	60218

(500 PSI working pressure)



Polyurethane Tubing

For Extensive Flexing Applications

Polyurethane tubing is usually the best choice for applications requiring extensive flexing, a small bend radius or where kinking can be a problem. Nycoil uses a raw material that will not break down or be affected in any way by moisture. Being a naturally rubbery compound, it requires no plasticizers that can leach out over time. This material also offers superior resistance to grease, oils, fuels and abrasion, making it suitable for a wide variety of applications.

Since Nycoil's Push-To-Connect Fittings have the highest gripping "force" as compared to other brands, it is assured that our tubing will always work with our fittings. However, when using Push-To-Connect Fittings from other manufacturers with any brand of Polyurethane tubing, testing for retention reliability is strongly recommended. Further, we recommend using only Polyurethane tubing made from 95A Durometer hardness compound with Push-To-Connect Fittings. In addition, compression type fittings should never be used with Polyurethane tubing of any hardness.



Polyurethane Property Overview

- Extreme Flexibility
- Reduced Bend Radius
- Moisture Resistant
- Abrasion Resistant
- Temperature Range: -40°F to +165°F (-40°C to +75°C)

Typical Applications

- Water & Pneumatic Lines
- Spot Welders
- Machines
- Tools
- Pneumatic Plumbing
- Pick & Place Automation

Polyurethane Products

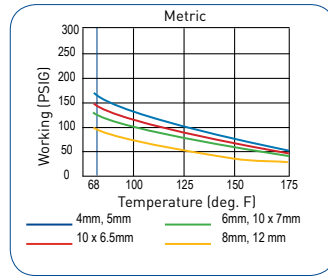
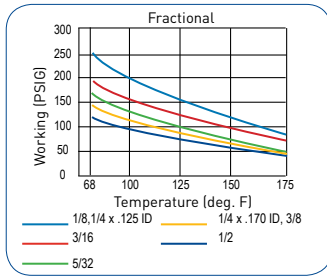
- Pneumatic Tubing
- EZ Strip™
- Mini-Coils

95A Durometer Polyurethane Tubing

Although 95A Durometer is the hardest compound used for Nycoil's Polyurethane tubing, it is still flexible and has a smaller bend radius (without kinking) than most other plastic tubing. Produced from raw materials that resists moisture, fungus, abrasion and a broad range of chemicals making it a popular choice for many applications.

A wide selection of colors makes it adaptable to the functional and aesthetic requirements of most pneumatic circuits and equipment. 95A Durometer Polyurethane Tubing can be used with most brands of Push-To-Connect or Hose Barb Fittings.

TUBING
FITTINGS
BALL VALVES
FILTER, REGULATOR & LUBRICATOR
HOSE
COUPLERS
BLOW GUN/ACCESS.
TECHNICAL



95A Durometer Polyurethane Fractional Inch Tubing

Tube O.D.	Tube I.D.	Wall Thickness	Part Number			Min. Bend Radius	Weight	Working Pressure			Burst Pressure
			100'	500'	1000'			PSI@68°F	PSI@125°F	PSI@68°F	
inch	inch	inch	Reel	Reel	Reel	inch	1000' (lbs.)				
1/8	0.062	0.031	6322_	6722_	6622_	1/4	4.7	267	160	800	
5/32	0.093	0.031	6325_	6725_	6625_	3/8	6.2	167	100	500	
3/16	0.107	0.040	6333_	6733_	6633_	3/8	10	200	120	600	
1/4	0.170	0.040	6344_	6744_	6645_	1/2	13.6	133	80	400	
1/4	0.125	0.062	6346_	6746_	6646_	3/4	18.8	267	160	800	
3/8	0.250	0.062	6366_	6766_	6667_	1	21.3	133	80	400	
1/2	0.320	0.090	6387_	6787_*	6687_	2	59.6	150	90	450	

Color Code - Suffix Key

0 = Clear 2 = Red 4 = Green 6 = Orange 9 = White 13 = Transparent Blue 15 = Transparent Yellow
 1 = Black 3 = Blue 5 = Yellow 7 = Gray 12 = Transparent Red 14 = Transparent Green 16 = Transparent Orange

* Indicates 250' Reel. Adding a Color Code Suffix to the part number is required. If no color is selected, Clear (0) Color will be supplied. Custom sizes, lengths and colors are available. Please consult the factory with your specifications.

95A Durometer Polyurethane Metric Tubing

Tube O.D.	Tube I.D.	Wall Thickness	Part Number			Min. Bend Radius	Weight	Working Pressure			Burst Pressure
			100'	500'	1000'			PSI@68°F	PSI@125°F	PSI@68°F	
mm	mm	mm	Reel	Reel	Reel	mm	1000' (lbs.)				
4	2.5	0.75	7303_	7603_	7903_	12	6	167	100	500	
5	3	1	7305_	7605_	7905_	15	10.1	167	100	500	
6	4	1	7306_	7606_	7906_	18	12.6	133	80	400	
8	6	1	7308_	7608_	7908_	24	17.6	97	58	290	
10	6.5	1.75	7310_	7610_	7910_	25	36.1	150	90	450	
12	9	1.5	7313_	7613_	7913_	48	39.5	97	58	290	

Color Code
Suffix Key
0 = Clear
1 = Black
2 = Red
3 = Blue
4 = Green

Adding a Color Code suffix to the part number is required. If no Color code is selected, Clear (0) color will be supplied. Custom sizes, cut lengths, reel lengths and colors are available upon request - contact Customer Service. Please refer to the Technical Section for working pressure charts and chemical resistance.

"EZ-Strip™" Bonded Polyurethane Tubing, 95A Durometer & 85A Durometer

Nycoil offers Bonded Tubing in Polyurethane and Nylon. Due to the differences in the properties of these two materials, each is bonded in a different manner. Polyurethane uses our EZ-Strip™ process, which is a continuous bond along the entire length of the tubes. Bonded Polyurethane is easily separated, meaning the tubes can be pulled apart without compromising their dimensional integrity. Maintaining perfect "roundness" is essential for a secure and leak free fitting connection. EZ-Strip™ is also available as Mini Coils.



"EZ Strip™" Features

- Saves Time & Money
Quick Installation: Running a single strip of bonded tubing is much faster than running multiple tubes individually
- Allows Compact Circuit
Space Economy: Bonded tubes provide a more precise and consistent dimension than bundles, wraps or channels
- Reduces Errors
Visible Traceability: Color-coded bonded tubes make routing a circuit less complicated and easier to follow
- Enhances Appearance of the Circuit & Equipment
Eliminates Clutter: Bonded tubing will eliminate tangled and sloppy tubing runs

95A Polyurethane "EZ-Strip™" Tubing


Tube O.D.	Tube I.D.	Part Number	Number of Tubes	Color Code	Length Code
inch	inch			Suffix Key	Suffix Key
1/8	0.062	B322 -	2, 3, 4, 5, 6	2 = Clear & Black	A = 25 ft
5/32	0.093	B325 -	2, 3, 4, 5, 6	3 = Clear, Black & Red	B = 50 ft
3/16	0.107	B333 -	2, 3, 4	4 = Clear, Black, Red & Blue	C = 100 ft
1/4	0.125	B346 -	2, 3, 4, 5, 6	5 = Clear, Black, Red, Blue & Green	
3/8	0.250	B366 -	2, 3, 4, 5, 6	6 = Clear, Black, Red, Blue, Green & Yellow	

To Order:
First add the number of tubes required to the first location to the Part Number. Then add the A, B, or C after the "-" to complete the Part Number and to designate the required continuous length. Longer continuous lengths, more than 6 tubes or custom color sequences available on request.
Example: B3224-B = 4 tubes at 50 feet.

95A Polyurethane "EZ-Strip™" Mini Coils


Tube O.D.	Tube I.D.	Wall	Part Number	Overall Length	Length w/o Tails	Number of Tubes Bonded
inch	inch	inch		inch	Inch	Suffix Key
5/32	0.093	.031	B4810_	120	108	2 = Natural & Black
5/32	0.093	.031	B4812_	24	12	3 = Natural, Black & Red
5/32	0.093	.031	B4813_	36	24	4 = Natural, Black, Red & Blue
5/32	0.093	.031	B4815_	60	48	
5/32	0.093	.031	B4817_	84	72	
1/8	0.062	.031	B4822_	24	12	
1/8	0.062	.031	B4823_	36	24	
1/8	0.062	.031	B4824_	48	36	
1/8	0.062	.031	B4825_	60	48	
1/4	0.125	.062	B4840_	120	108	
1/4	0.125	.062	B4843_	36	24	
1/4	0.125	.062	B4845_	60	48	
1/4	0.125	.062	B4847_	84	72	
3/8	0.250	.062	B4860_	120	108	
3/8	0.250	.062	B4865_	60	48	

Supplied with "pigtailed" for connection. All "tails" are 6" long on both ends.



95A Polyurethane Mini-Coil

The tight diameter of our Mini-Coils make them extremely flexible and ideal for use with robotics, instrumentation, small pneumatic tools, control circuits or any other application requiring either constant or intermittent motion. They include a pigtail on each end for easy fitting installation or connection to other devices. We offer a variety of colors for coding purposes or to be aesthetically compatible with other equipment. Custom colors, sizes and lengths are available – please contact Customer Service.



95A Polyurethane Mini-Coil

Tube O.D.	Tube I.D.	Wall Thickness	Part Number	Coil Dimensions					Color Code		
				Overall Length	Length w/o Tails	Number of Coils	Coil O.D. "B"	Compact Length "C"	Suffix Key		
				inch	inch		inch	inch			
1/8	1/16	0.031	4822_	24	12	6	3/4	3/4	0 = Clear	3 = Blue	6 = Orange
1/8	1/16	0.031	4823_	36	24	12	3/4	1-1/2	1 = Black	4 = Green	7 = Gray
1/8	1/16	0.031	4824_	48	36	18	3/4	2-1/4	2 = Red	5 = Yellow	
1/8	1/16	0.031	4825_	60	48	23	3/4	3			
5/32	3/32	0.031	4812_	24	12	6	7/8	1	0 = Clear	3 = Blue	6 = Orange
5/32	3/32	0.031	4813_	36	24	12	7/8	1-3/4	1 = Black	4 = Green	7 = Gray
5/32	3/32	0.031	4815_	60	48	23	7/8	3-1/2	2 = Red	5 = Yellow	13=Tranparent Blue
5/32	3/32	0.031	4817_	84	72	24	1-1/8	3-3/4			
5/32	3/32	0.031	4810_	120	108	35	1-1/8	5-1/2			
1/4	1/8	0.062	4843_	36	24	6	1-1/2	1-1/2	0 = Clear	3 = Blue	6 = Orange
1/4	1/8	0.062	4845_	60	48	12	1-1/2	3	1 = Black	4 = Green	7 = Gray
1/4	1/8	0.062	4847_	84	72	18	1-1/2	4-1/2	2 = Red	5 = Yellow	13=Tranparent Blue
1/4	1/8	0.062	4840_	120	108	26	1-1/2	6-1/2			
3/8	1/4	0.062	4865_	60	48	7	2-1/2	2-3/4	0 = Clear	2 = Red	4 = Green
3/8	1/4	0.062	4860_	120	108	15	2-1/2	5-3/4	1 = Black	3 = Blue	

Mini-Coils are fabricated with precision tubing that can be used with Push-to-Connect fittings and intended for applications where motion and fatigue for non flexible connection is a concern. Supplied with "pigtailes" for connection. All "tails" are 6" long on both ends. 5/32" units of lengths longer than 60" are manufactured with 1-1/8" Coil O.D. for shorter compacted length. Adding a Color Code Suffix to the part number is required. If no color is selected, Clear (0) Color will be supplied. Custom sizes, lengths and colors are available. Please consult the factory with your specifications.

Recommended working length is 85% of the total length.

Ny-Chem™ Kynar®* (PVDF)

Purity and Chemical Resistance

Ny-Chem™ is a flexible, high grade Kynar®* PVDF (Polyvinylidene Fluoride) tubing that is one of the purist of all commercial resins. Ideal for applications where compliance to most agency regulations such as FDA, USDA, USP and NSF are required. Ny-Chem™ is also one of the toughest tubing materials and offers extremely good chemical resistance. As long as high heat is not a consideration, Ny-Chem™ can be used in applications where PTFE was once considered the only option, significantly reducing costs. Ny-Chem™ can also be coiled into a self-storing air hose.

*Kynar® is a registered trademark of Arkema, Inc.

Ny-Chem™ Fractional Inch Tubing

Tube O.D.	Tube I.D.	Part Number	Length Code
inch	inch		Suffix Key
1/4	0.170	K0840-B	B = 50 ft C = 100 ft F = 250 ft G = 500 ft J = 1,000 ft
1/4	0.170	K0840-C	
1/4	0.170	K0840-G	
1/4	0.170	K0840-J	
3/8	0.275	K1240-B	
3/8	0.275	K1240-C	
3/8	0.275	K1240-G	
1/2	0.375	K1640-B	
1/2	0.375	K1640-C	
1/2	0.375	K1640-F	

Colors: Natural

Rectu-Chem™ Metric Tubing

Tube O.D.	Tube I.D.	Part Number	Length Code
mm	mm		Suffix Key
6	4	K0630-B	B = 50 ft C = 100 ft F = 250 ft G = 500 ft J = 1,000 ft
6	4	K0630-C	
6	4	K0630-G	
6	4	K0630-J	
8	6	K0830-B	
8	6	K0830-C	
8	6	K0830-F	
8	6	K0830-G	

Colors: Natural

Ny-Chem™ Mini-Coils

Tube O.D.	Tube I.D.	Part Number	Coil Dimensions				
			Overall Length	Length w/o Tails	Number of Coils	Coil O.D. "B"	Compact Length "C"
inch	inch		inch	inch		inch	inch
1/4	0.170	K0840_-036	36	24	6	1-5/8	1-5/8
1/4	0.170	K0840_-060	60	48	12	1-5/8	3-3/4
1/4	0.170	K0840_-084	84	72	18	1-5/8	5-5/8

Colors: Natural

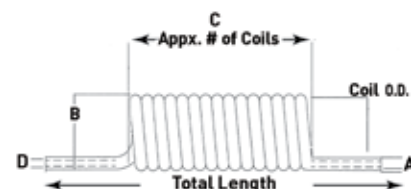


Kynar®* Property Overview

- Tasteless and Odorless
- Good Chemical Resistance
- Complies with USDA, FDA and Sanitary Standards for PVDF
- Low Permeability
- Low Outgassing
- Meets NSF Standard 61
- Meets UL 94 V-O Flame Retardant Requirements
- Temperature Range: -40°F to +250°F (-40°C to +121°C)

Typical Applications

- Food & Beverage
- Medical
- Pharmaceutical
- Semiconductor (High Purity Process Applications)



Tubing Accessories

Tube Cutters

	Part Number
Tube Cutter	60001
Release Tool	60002
Replacement Blades, 10 pack	60004

- Exclusive “positive stop” handle makes it easy to hold the cutter in the open position
- Specially angled handle (not just enlarged ends) allow a firm grip, minimizing the possibility of it accidentally “flying” out of the user’s hand
- Large, ribbed handle further adds to the secure, yet comfortable, grip
- Rugged construction and ergonomic design combine to permit cutting up to 3/4" tubing or hose with minimum effort
- Corrosion resistant hardened steel blade assures straight, crisp cuts for optimum fitting connection
- Replacement blades can be installed in seconds using only a screwdriver
- Provision for leash attachment conveniently located on both sides of the handle – will not interfere with cutter operation



Spiral Wrap

O.D.	Wall Thickness	Part Number	Bundle Range	Length	Color
inch	inch		inch		
1/4	0.040	60020	3/16 - 2	25' (bag)	Natural
1/2	0.062	60022	3/8 - 4	25' (bag)	Natural
1/2	0.062	60023	3/8 - 4	25' (bag)	Black

Note: Up to 1000' lengths available - please contact Customer Service

Spiral Wrap is a Polyethylene Tubing that is specially cut to expand and wrap around loose wiring/tubing in order to make one neat and tangle free bundle. Spiral Wrap also act as as a protective jacket to prevent abrasion or damage from other sources in the surrounding area. The special angled cut of the tubing is rounded, allowing it to be easily and safely wrapped around a bundle of tubes or wires without cutting the contents. Spiral Wrap is available with a 1/4” outside diameter to accommodate 3/16” to 2” bundles and with a 1/2” outside diameter for 3/8” to 4” bundles. Black spiral wrap tubing is UV resistant.



Specialty Engineered Products

To meet your unique applications, Nycoil offers value added custom made products. Contact Customer Service for details.

CAPILLARY TUBING




Application:
Injection Lube Systems

CREEL TUBING



Application:
Textiles & Carpet

CUSTOM COILS



Different leg lengths, colors
& sizes available.

CUSTOM STRAIGHT BOND TUBING



Different lengths, colors,
sizes & assemblies available.

CUSTOM COILED BOND TUBING



Custom color sequences and coil
lengths to your requirements.

PNEUMATIC TUBING

TECHNICAL	BLOW GUN/ACCESS.	COUPLERS	HOSE	FILTER, REGULATOR & LUBRICATOR	BALL VALVES	FITTINGS	TUBING
-----------	------------------	----------	------	--------------------------------	-------------	----------	--------

Tube Fittings

A. Push-To-Connect

Push-to-Connect Fitting - Nickel Plated Brass
Standard & Metric

Composite Push-to-Connect Fittings
Standard & Metric
Flow Controls

Transportation Fittings

B. Pipe Fittings



TUBING
FITTINGS
BALL VALVES
FILTER, REGULATOR & LUBRICATOR
HOSE
COUPLERS
BLOW GUN/ACCESS.
TECHNICAL

Tube Fittings

Nycoil offers a large selection of tube fittings in standard and metric sizes. Ready to use, compact, one-piece fittings for use with most thermoplastic tubing. Designed to be used with no additional tube support.

Installation is easy – no tools are required.

To connect, simply push the tubing into the fitting until it bottoms. Unlike many other Push-To-Connect Fittings, you won't have to struggle to release the tubing. To disconnect, all you have to do is push the collar down and pull the tubing out.

"Push-To-Connect" Fittings



Nickel Plated Brass



Composite

Pipe Fittings



Pipe Fittings



Composite - Flow Control Regulators



Transportation

Nickel Plated Brass Push-to-Connect Tube Fittings



Male Connector
Inch
B-7



Male Connector Str. Thread
Inch
B-7



Female Connector
Inch
B-8



Male Elbow 90°
Inch
B-8



Male Elbow 90° Swivel
Inch
B-8



Union Elbow
Inch
B-8



Male Swivel Run Tee
Inch
B-9



Male Branch Tee Swivel
Inch
B-9



Union Tee
Inch
B-9



Straight Union
Inch
B-9



Bulkhead Union
Inch
B-10



Female Bulkhead
Inch
B-10



Adj. Male Elbow BSPT
Metric
B-10



90° Union Elbow
Metric
B-11



Male Conn. Str. Thread
Metric
B-11



Male Connector
Metric
B-11



Female Connector BSPP
Metric
B-11



Equal Union
Metric
B-12



Union T
Metric
B-12



Swivel Male Run Tee
BSPT Metric
B-12



Swivel Male Branch
Run Tee BSPT Metric
B-12

TUBING

FITTINGS

BALL VALVES

FILTER, REGULATOR & LUBRICATOR

HOSE

COUPLERS

BLOW GUN/ACCESS.

TECHNICAL

Composite Push-to-Connect Tube Fittings - Inch



Union
Inch
B-13



Union Tee
Inch
B-13



Union Elbow
Inch
B-14



Male Elbow Swivel
Inch
B-14



Female Elbow Swivel
Inch
B-14



Male Run Tee Swivel
Inch
B-14



Male Branch Tee Swivel
Inch
B-15



Union Y Connector
Inch
B-15



Union Y Male Swivel
Connector - Inch
B-15



Extended Male Elbow
Inch
B-15



Male Standpipe
Inch
B-16



Banjo Elbow
Inch
B-16



Female Branch Tee
Inch
B-16



Bulkhead Union
Inch
B-16



Union Reducer Elbow
Inch
B-17



Union Reducer Tee
Inch
B-17



Straight Union Reducer
Inch
B-17



Multiple Tee
Inch
B-17



Y Union Reducer
Inch
B-17



Double Y Union
Inch
B-17



Plug-In Reducer
Inch
B-18



Plug-In Expander
Inch
B-18



Plug-In Elbow
Inch
B-18



Plug-In Branch Tee
Inch
B-18



Plug-In Run Tee
Inch
B-18



Plug
Inch
B-18

TUBING

FITTINGS

BALL VALVES

FILTER, REGULATOR
& LUBRICATOR

HOSE

COUPLERS

BLOW GUN/ACCESS.

TECHNICAL

Composite Push-to-Connect Tube Fittings - Metric



Union
Metric
B-19



Union Tee
Metric
B-19



Union Elbow
Metric
B-19



Male Elbow Swivel BSPT
Metric
B-19



Male Run Tee Swivel
BSPT Metric
B-19



Male Branch Tee
Swivel Metric
B-20



Union Y Connector
Metric
B-20



Union Y Male Swivel
Connector Metric
B-20



Banjo Elbow
Metric
B-20



Bulkhead Union
Metric
B-21



Union Reducer Tee
Metric
B-21



Straight Union Reducer
Metric
B-21



Y Union Reducer
Metric
B-21



Multiple Tee
Metric
B-21



Double Y Union
Metric
B-22



Plug-In Reducer
Metric
B-22



Plug
Metric
B-22

Push-to-Connect Flow Controls



Knob Adjustable
Meter Out
B-23



Screw Adjustable
Meter Out
B-23



Knob Adjustable
Meter In
B-24



Screw Adjustable
Meter In
B-24



Mini Knob Adjustable
Meter Out
B-24



Mini Screw Adjustable
Meter Out
B-24



Mini Knob Adjustable
Meter Out (BSPP & M5)
B-25



Mini Knob Adjustable
Meter In
B-25



Mini Knob Adjustable
Meter In (BSPP & M5)
B-25



In-Line
B-25



Mini Knob Adjustable
Meter In
B-26



In-Line Check Valve
B-26

Push-To-Connect Fittings - Transportation DOT



Str. Union - Reducer
B-27



Bulkhead Union
B-27



Female Connector
B-28



Female Bulkhead Union
B-28



Male Connector
B-28



Bulkhead Male Connector
B-28



Union Tee
B-29



Union Elbow
B-29



Male Swivel Elbow
B-29



Male Elbow
B-29



Female Elbow
B-29



Run Tee
B-30



Branch Tee
B-30



45° Elbow
B-30

Pipe Fittings



Coupling
B-31



Reducer Coupling
B-31



Bushing
B-32



Close Nipple
B-32



Long Nipple
B-32



Hex Nipple
B-32



Hex Nipple Reducer
B-32



Hex-Head Plug
B-33



Countersunk Hex-Head Plug
B-33



Adapter
B-33



90° Street Elbow
B-34



Male Branch Tee
B-33



Street Tee
B-34



Adapter NPTF - Male BSPT
B-33



Hex Nipple NPTF - BSPT
B-33



Cross
B-34



45° Street Elbow
B-34



90° Union Elbow
B-34

Nickel Plated Push-to-Connect Tube Fittings

Push-to-Connect - It's the Grip that Won't Quit....Until You Want It To!



Push-to-Connect fittings have nickel plated brass bodies, a stainless steel grab ring, and a high impact release collar to provide long life assurance as well as an attractive appearance.

COMPONENT	MATERIAL
Body	Nickel Plated
O-Ring	Nitrile
Release Button	Polyacetal
Grab Ring	Stainless Steel Ring

Push-to-Connect Advantages

Ready-to-use compact one-piece fitting for use with most thermoplastic tubing. This fitting is specially designed for low pressure circuits where fast assembly, disassembly and reassembly is important. No special tools are needed for assembly; just insert the tubing until it bottoms.

Push-to-Connect is designed to be used with no tube support. Radial claws on the stainless steel grab ring grip the tubing securely to provide retention.

The outside diameter of the tubing to be used with the fitting is marked on the release button.

Working Pressure

0 to 200°F at up to 300 PSI depending on tubing being used.

Male Connector - Inch

Tube Size (D)	Pipe Thread	L	C (Hex)	Part Number
inch	NPT	inch	inch	
1/8	1/16	1.09	3/8	H6821
1/8	1/8	0.87	7/16	H6822
1/8	1/4	0.93	9/16	H6824
5/32	1/16	1.15	3/8	H6811
5/32	1/8	0.81	7/16	H6812
5/32	1/4	0.85	9/16	H6814
1/4	1/16	1.35	1/2	H6841
1/4	1/8	0.80	1/2	H6842
1/4	1/4	0.83	9/16	H6844
1/4	3/8	0.86	11/16	H6846
5/16	1/8	1.11	9/16	H6852
5/16	1/4	1.23	9/16	H6854
5/16	3/8	0.96	11/16	H6856
3/8	1/8	1.21	11/16	H6862
3/8	1/4	1.20	11/16	H6864
3/8	3/8	1.00	11/16	H6866
3/8	1/2	1.09	7/8	H6868
1/2	1/4	1.87	7/8	H6884
1/2	3/8	1.87	7/8	H6886
1/2	1/2	1.75	7/8	H6888

**Male Connector - Inch
Straight Thread**

Tube Size (D)	Pipe Thread	Thread Length	L	C	Part Number
inch	UNF	inch	inch	inch	
1/8	10-32	0.14	0.98	9/16	H6820
5/32	10-32	0.14	0.88	1/2	H6810
1/4	10-32	0.14	0.83	11/16	H6840



TUBING
FITTINGS
BALL VALVES
FILTER, REGULATOR & LUBRICATOR
HOSE
COUPLERS
BLOW GUN/ACCESS.
TECHNICAL

TUBING

FITTINGS

BALL VALVES

FILTER, REGULATOR & LUBRICATOR

HOSE

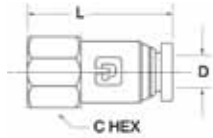
COUPLERS

BLOW GUN/ACCESS.

TECHNICAL

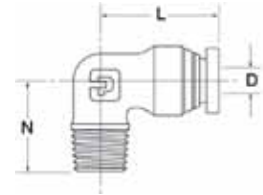
Female Connector - Inch

Tube Size (D)	Pipe Thread	L	C (Hex)	Part Number
inch	NPT	inch	inch	
1/8	1/8	1.34	1/2	H6622
5/32	1/8	1.37	1/2	H6612
1/4	1/8	1.31	1/2	H6642
1/4	1/4	1.34	5/8	H6644
3/8	1/4	1.78	3/4	H6664
3/8	3/8	1.78	13/16	H6666



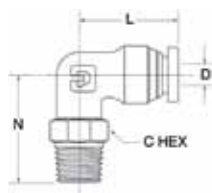
Male Elbow 90° - Inch

Tube Size (D)	Pipe Thread	L	N	Part Number
inch	NPTF	inch	inch	
1/8	1/8	.74	.67	H6922
5/32	1/8	.77	.67	H6912
5/32	1/4	.77	.87	H6914
1/4	1/8	.85	.67	H6942
1/4	1/4	.85	.87	H6944
5/16	1/8	.97	.75	H6952
5/16	1/4	.97	.94	H6954
3/8	1/4	1.01	.94	H6964
3/8	3/8	1.01	1.01	H6966
1/2	3/8	1.15	1.00	H6986
1/2	1/2	1.15	1.27	H6988



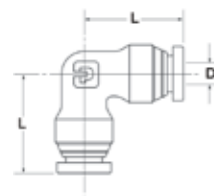
Male Elbow 90° Swivel - Inch

Tube Size (D)	Pipe Thread	C (Hex)	L	N	Flow Diam. D	Part Number
inch	NPTF	inch	inch	inch		
1/8	1/8	7/16	.74	.92	.094	H7922
1/8	1/4	9/16	.74	1.10	.094	H7924
5/32	1/8	7/16	.77	.92	.125	H7912
5/32	1/4	9/16	.77	1.10	.125	H7914
1/4	1/8	7/16	.85	.92	.188	H7942
1/4	1/4	9/16	.85	1.10	.188	H7944
1/4	3/8	11/16	.85	1.19	.188	H7946
5/16	1/8	9/16	.97	1.02	.250	H7952
5/16	1/4	9/16	.97	1.24	.250	H7954
3/8	1/8	9/16	1.01	1.02	.312	H7962
3/8	1/4	9/16	1.01	1.24	.312	H7964
3/8	3/8	11/16	1.01	1.24	.312	H7966
3/8	1/2	7/8	1.01	1.48	.312	H7968
1/2	1/4	9/16	1.15	1.28	.375	H7984
1/2	3/8	11/16	1.15	1.31	.375	H7986
1/2	1/2	7/8	1.15	1.52	.375	H7988



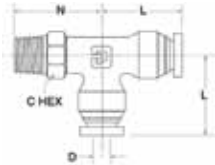
Union Elbow - Inch

Tube Size (D)	L	Flow Diam. D	Part Number
inch	inch		
5/32	.77	.125	H6511
1/4	.85	.188	H6544
5/16	.97	.250	H6555
3/8	1.01	.312	H6566
1/2	1.15	.375	H6588



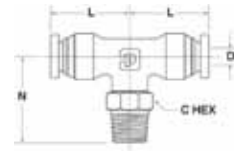
Male Swivel Run Tee - Inch

Tube Size (D)	Pipe Thread	C (Hex)	L	N	Flow Diam. D	Part Number
inch	NPTF	inch	inch	inch		
1/8	1/8	7/16	.74	.92	.094	H7122
5/32	1/8	7/16	.77	.92	.125	H7112
1/4	1/8	7/16	.85	.92	.188	H7142
1/4	1/4	9/16	.85	1.10	.188	H7144
5/16	1/8	9/16	.97	1.02	.250	H7152
5/16	1/4	9/16	.97	1.24	.250	H7154
3/8	1/4	9/16	1.01	1.24	.250	H7164
3/8	3/8	11/16	1.01	1.24	.250	H7166
1/2	3/8	11/16	1.15	1.31	.375	H7186
1/2	1/2	7/8	1.15	1.52	.375	H7188



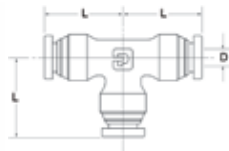
Male Swivel Branch Tee - Inch

Tube Size (D)	Pipe Thread	C (Hex)	L	N	Flow Diam. D	Part Number
inch	NPTF	inch	inch	inch		
1/8	1/8	7/16	.74	.92	.094	H7222
5/32	1/8	7/16	.77	.92	.125	H7212
1/4	1/8	7/16	.85	.92	.188	H7242
1/4	1/4	9/16	.85	1.10	.188	H7244
5/16	1/8	9/16	.97	1.02	.250	H7252
5/16	1/4	9/16	.97	1.24	.250	H7254
3/8	1/4	9/16	1.01	1.24	.250	H7264
3/8	3/8	11/16	1.01	1.24	.250	H7266
1/2	1/4	9/16	1.15	1.30	.375	H7284
1/2	3/8	11/16	1.15	1.31	.375	H7286
1/2	1/2	7/8	1.15	1.52	.375	H7288



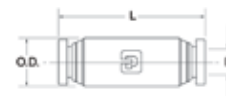
Union Tee - Inch

Tube Size (D)	L	Flow Dia. D	Part Number
inch	inch	inch	
1/8	.74	.094	H6422
5/32	.77	.125	H6411
1/4	.85	.188	H6444
5/16	.97	.250	H6455
3/8	1.01	.250	H6466
1/2	1.15	.375	H6488



Straight Union - Inch

Tube Size (D)	O.D.	L	Flow Dia. D	Part Number
inch	inch	inch	inch	
1/8	.375	1.40	.094	H6222
5/32	.375	1.41	.125	H6211
1/4	.500	1.43	.188	H6244
5/16	.562	1.65	.250	H6255
3/8	.625	1.66	.312	H6266
1/2	.750	1.82	.375	H6288

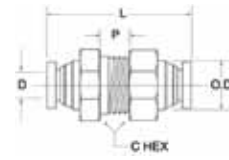


TUBING

FITTINGS

Bulkhead Union - Inch

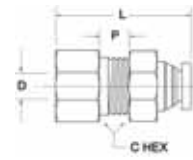
Tube Size (D)	Bulkhead Hole Dia. B	Hex C	Max. P	L	D	Part Number
inch	inch	inch	inch	inch	inch	
1/8	7/16	9/16	.39	1.40	.094	H8222
5/32	7/16	9/16	.39	1.41	.125	H8211
1/4	9/16	11/16	.29	1.43	.188	H8244
5/16	5/8	3/4	.60	1.65	.250	H8255
3/8	3/4	7/8	.54	1.66	.312	H8266
1/2	7/8	1	.66	2.04	.375	H8288



BALL VALVES

Female Bulkhead - Inch

Tube Size (D)	Pipe Thread	Hex C	Max. P	L	Flow Diam. D	Bulkhead Hole Dia. B	Part Number
inch	NPTF	inch	inch	inch	inch	inch	
1/4	1/4	11/16	.24	1.35	.188	9/16	H8644



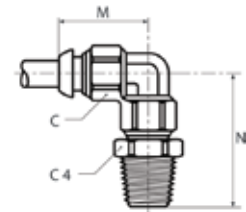
FILTER, REGULATOR & LUBRICATOR

Nickel Plated Push-to-Connect Tube Fittings Metric

HOSE

Adjustable Male Elbow BSPT - Metric

Tube Size	Pipe Thread	C (Hex)	C4 (Hex)	M	N	Part Number
mm	BSPT	mm	mm	mm	mm	
4	1/8	10	10	18	26.5	H102002
4	1/4	10	14	18	30	H102003
6	1/8	12	11	20	28	H102012
6	1/4	12	14	20	31	H102013
8	1/8	14	14	22	30	H102017
8	1/4	14	14	22	33	H102018
8	3/8	14	14	22	34.5	H102019
10	1/4	17	17	28	40	H102023
10	3/8	17	17	28	39	H102024
12	1/4	22	19	30	42	H102028
12	3/8	22	19	30	41	H102029
12	1/2	22	22	30	44.5	H102030



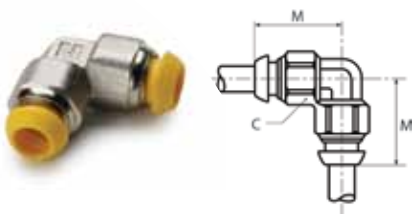
COUPLERS

BLOW GUN/ACCESS.

TECHNICAL

90° Union Elbow - Metric

Tube Size	C (Hex)	M	Part Number
mm	mm	mm	
4	10	18	H104050
6	12	20	H104063
8	14	22	H104068
10	17	28	H104072
12	22	30	H104075



Male Connector
Straight Thread - Metric

Tube Size	Thread	L	Part Number
mm	Metric	mm	
4	M5x0.5	24	H101001
6	M5x0.8	25	H101011



Male Connector BSPT - Metric

Tube Size	Pipe Thread	C (Hex)	L	Part Number
mm	BSPT	mm	mm	
4	1/8	12	20.5	H101002
4	1/4	14	23	H101003
5	1/8	11	22.5	H101007
5	1/4	14	24	H101008
6	1/8	14	24	H101012
6	1/4	14	24	H101013
8	1/8	17	28	H101017
8	1/4	17	28.5	H101018
8	3/8	17	26.5	H101019
10	1/4	19	35.5	H101023
10	3/8	19	33	H101024
10	1/2	22	31	H101025
12	1/4	22	36.5	H101028
12	3/8	22	36	H101029
12	1/2	22	36	H101030



Female Connector BSPP - Metric

Tube Size	Pipe Thread	C Hex	L	Part Number
mm	BSPP	mm	mm	
4	1/8	14	26	H108502
6	1/8	14	27.5	H108512
6	1/4	17	33	H108513
8	1/8	17	29	H108517
8	1/4	17	33	H108518



TUBING

FITTINGS

BALL VALVES

FILTER, REGULATOR & LUBRICATOR

HOSE

COUPLERS

BLOW GUN/ACCESS.

TECHNICAL

TUBING

FITTINGS

BALL VALVES

FILTER, REGULATOR & LUBRICATOR

HOSE


COUPLERS

BLOW GUN/ACCESS.

TECHNICAL

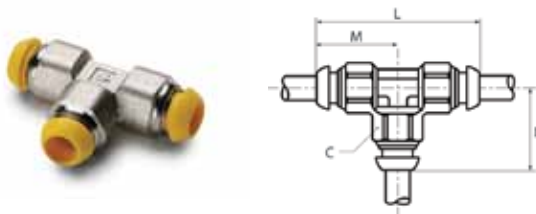
Equal Union - Metric

Tube Size	L	Part Number
mm	mm	
4	33	H109050
5	34.5	H109057
6	36	H109063
8	38	H109068
10	48	H109072
12	48	H109075



Union T - Metric

Tube Size	C	L	M	Part Number
mm	mm	mm	mm	
4	10	36	18	H105050
6	12	40	20	H105063
8	14	44	22	H105068
10	17	56	28	H105072
12	22	60	30	H105075




Swivel Male Run Tee BSPT - Metric

Tube Size	Pipe Thread	C Hex	C4 Hex	L	M	N	Part Number
mm	BSPT	mm	mm	mm	mm	mm	
4	1/8	10	10	44.5	18	26.5	H106002
6	1/8	12	11	48	20	28	H106012
6	1/4	12	14	51	20	31	H106013
8	1/8	14	14	52	22	30	H106017
8	1/4	14	14	55	22	33	H106018
10	1/4	17	17	68	28	40	H106023
10	3/8	17	17	67	28	39	H106024
12	3/8	22	19	71	30	41	H106029
12	1/2	22	22	74.5	30	44.5	H106030



Swivel Male Branch Run Tee BSPT - Metric

Tube Size	Pipe Thread	C Hex	C4 Hex	L	M	N	Part Number
mm	BSPT	mm	mm	mm	mm	mm	
4	1/8	10	10	36	18	26.5	H107002
6	1/8	12	11	40	20	28	H107012
6	1/4	12	14	40	20	31	H107013
8	1/8	14	14	44	22	30	H107017
8	1/4	14	14	44	22	33	H107018
10	1/4	17	17	56	28	40	H107023
10	3/8	17	17	56	28	39	H107024
12	1/4	22	19	60	30	42	H107028
12	3/8	22	19	60	30	41	H107029
12	1/2	22	22	60	30	44.5	H107030



Composite Push-to-Connect Tube Fittings

Quick and Easy...Full Flow



Composite Push-to-Connect fittings were designed as an economical alternative for pneumatic applications. Ready to use, compact, one-piece fitting for use with most thermoplastic tubing.

Composite Push-to-Connect straight fittings have a nickel plated brass body and shaped fittings have a composite body with nickel plated brass componentry.

COMPONENT	MATERIAL
Body	Glass Reinforced Nylon 6.6
Collar	Nylon
Gripping Ring	Stainless Steel
D Seal	Nitrile
O-Ring	Nitrile
Base	Nickel plated brass with tread sealant on tapered components and captive seal on parallel threads

Composite Push-to-Connect Advantages

This fitting was designed to meet the needs of the motion control industry where fast assembly, dis-assembly and re-assembly is important. No special tools needed for tube assembly, just insert the tubing until it bottoms.

Composite Push-to-Connect is designed to be used without a tube support, providing full flow through the tubing. The grab ring design grips the tubing securely to provide retention.

Composite Push-to-Connect external pipe threads come with a preapplied white PCTFE sealant. Positional external pipe threaded ends are featured on shapes for installation in compact areas and for precise positioning.

Working Pressure

-4°F to +175°F at up to 290 PSI depending on tubing being used.

Note

Vacuum applications are dependent upon temperature and type of tubing being used.

Tube sizes are determined by the number of sixteenths of an inch in the tube O.D.

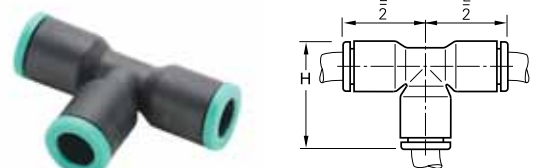
Straight Union - Inch

Tube O.D.	Length L	Part Number
inch	inch	
1/8	0.97	P56222
5/32	0.98	P56211
3/16	1.44	P56233
1/4	1.16	P56244
5/16	1.50	P56255
3/8	1.65	P56266
1/2	2.17	P56288



Union Tee - Inch

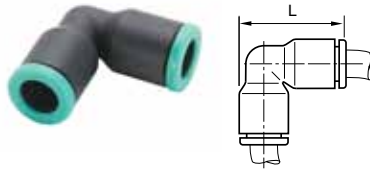
Tube O.D.	Length L2	H	Part Number
inch	inch	inch	
1/8	0.57	0.75	P56422
5/32	0.57	0.75	P56411
3/16	0.85	1.07	P56433
1/4	0.93	0.89	P56444
5/16	0.91	1.16	P56455
3/8	1.02	1.34	P56466
1/2	1.38	1.81	P56488



TUBING

Union Elbow - Inch

Tube O.D.	Length L	Part Number
inch	inch	
1/8	0.71	P56522
5/32	0.75	P56511
3/16	1.07	P56533
1/4	0.93	P56544
5/16	1.16	P56555
3/8	1.33	P56566
1/2	1.38	P56588



FITTINGS

BALL VALVES

FILTER, REGULATOR & LUBRICATOR

HOSE

COUPLERS

BLOW GUN/ACCESS.

TECHNICAL

Male Swivel Elbow - Inch

Tube O.D.	Thread	Hex C	Length L	H	Part Number
inch	NPT/UNF	inch	inch	inch	
1/8	10-32	8	0.57	.650	P57920
1/8	1/8	11	0.57	.650	P57922
1/8	1/4	14	0.57	.650	P57924
5/32	10-32	8	0.55	.650	P57910
5/32	1/8	11	0.55	.650	P57912
5/32	1/4	14	0.55	.650	P57914
3/16	1/8	11	0.85	.760	P57932
1/4	10-32	11	0.71	.760	P57940
1/4	1/8	11	0.71	.760	P57942
1/4	1/4	14	0.71	.760	P57944
1/4	3/8	18	0.71	.760	P57946
5/16	1/8	11	0.91	.866	P57952
5/16	1/4	14	0.91	.866	P57954
5/16	3/8	18	0.91	.866	P57956
3/8	1/8	15	1.08	1.130	P57962
3/8	1/4	15	1.08	1.130	P57964
3/8	3/8	18	1.08	1.130	P57966
3/8	1/2	22	1.08	1.130	P57968
1/2	1/4	20	1.22	1.240	P57984
1/2	3/8	20	1.22	1.240	P57986
1/2	1/2	24	1.22	1.240	P57988



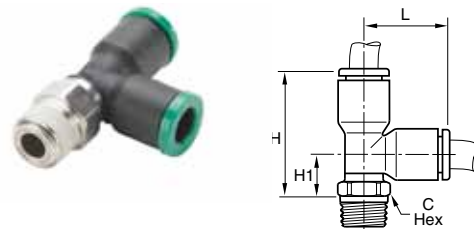
Female Swivel Elbow - Inch

Tube O.D.	Thread	Hex C	Length L	H	Part Number
inch	NPT	inch	inch	inch	
1/8	1/8	13	0.57	0.91	P57022
5/32	1/8	13	0.55	0.91	P57012
5/32	1/4	16	0.55	1.08	P57014
1/4	1/8	13	0.71	1.02	P57042
1/4	1/4	16	0.71	1.18	P57044
5/16	1/8	13	0.91	1.12	P57052
5/16	1/4	16	0.91	1.28	P57054
3/8	1/4	16	1.04	1.52	P57064
1/2	3/8	22	1.38	1.88	P57086



Male Swivel Run Tee - Inch

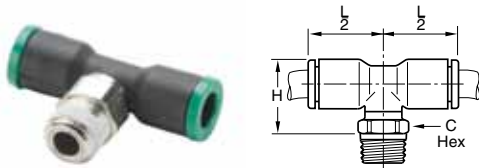
Tube O.D.	Thread	Hex C	Length L	H	H1	Part Number
inch	NPT/UNF	inch	inch	inch	inch	
1/8	10-32	8	0.57	0.92	0.35	P57120
1/8	1/8	11	0.57	0.93	0.35	P57122
5/32	10-32	8	0.57	1.02	0.45	P57110
5/32	1/8	11	0.57	0.93	0.53	P57112
5/32	1/4	14	0.57	0.94	0.37	P57114
3/16	1/8	11	0.85	1.31	0.45	P57132
1/4	1/8	11	0.69	1.16	0.45	P57142
1/4	1/4	14	0.69	1.12	0.41	P57144
1/4	3/8	18	0.69	1.14	0.43	P57146
5/16	1/8	11	0.91	1.38	0.49	P57152
5/16	1/4	14	0.91	1.34	0.45	P57154
5/16	3/8	18	0.91	1.36	0.47	P57156
3/8	1/8	15	1.04	1.63	0.60	P57162
3/8	1/4	15	1.04	1.63	0.60	P57164
3/8	3/8	18	1.04	1.60	0.55	P57166
3/8	1/2	22	1.04	1.63	0.59	P57168
1/2	1/4	20	1.38	2.17	0.79	P57184
1/2	3/8	20	1.38	2.17	0.79	P57186
1/2	1/2	24	1.38	2.07	0.79	P57188



All dimensions are preliminary and could change during final production.

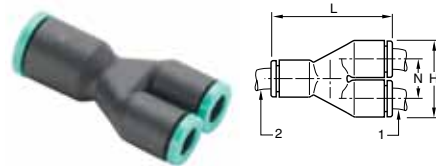
Male Swivel Branch Tee - Inch

Tube O.D.	Thread	Hex C	Length L2	H	Part Number
inch	NPT/UNF	mm	inch	inch	
1/8	10-32	8	0.57	0.92	P57220
1/8	1/8	11	0.57	0.93	P57222
5/32	10-32	8	0.57	1.02	P57210
5/32	1/8	11	0.57	0.93	P57212
5/32	1/4	14	0.57	0.94	P57214
3/16	1/8	11	0.85	1.31	P57232
1/4	1/8	11	0.69	1.16	P57242
1/4	1/4	14	0.69	1.12	P57244
1/4	3/8	18	0.69	1.14	P57246
5/16	1/8	11	0.91	1.38	P57252
5/16	1/4	14	0.91	1.34	P57254
5/16	3/8	18	0.91	1.36	P57256
3/8	1/8	15	1.04	1.63	P57262
3/8	1/4	15	1.04	1.63	P57264
3/8	3/8	18	1.04	1.60	P57266
3/8	1/2	22	1.04	1.63	P57268
1/2	1/4	20	1.38	2.17	P57284
1/2	3/8	20	1.38	2.17	P57286
1/2	1/2	24	1.38	2.07	P57288




Y Union - Inch

Tube O.D. 1	Tube O.D. 2	Length L	H	N	Part Number
inch	inch	inch	inch	inch	
1/8	1/8	1.12	0.69	0.35	P54122
5/32	5/32	1.12	0.69	0.35	P54111
1/4	1/4	1.42	0.87	0.45	P54144
5/16	5/16	1.77	1.10	0.57	P54155
3/8	3/8	2.09	1.30	0.67	P54166



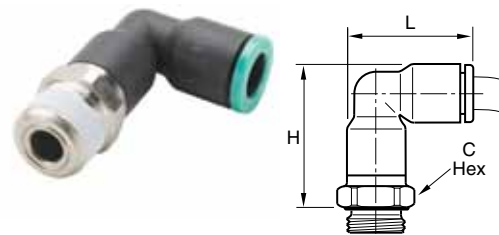
Union Y Male Swivel - Inch

Tube O.D.	Thread	Hex C	Length H	L	N	Part Number
inch	NPT	mm	inch	inch	inch	
5/32	1/8	11	1.28	0.69	0.35	P54312
5/32	1/4	14	1.30	0.69	0.35	P54314
1/4	1/8	11	1.61	0.87	0.45	P54342
1/4	1/4	14	1.56	0.87	0.45	P54344
3/8	1/4	17	2.24	1.30	0.67	P54364
3/8	3/8	18	2.28	1.30	0.67	P54366



Extended Male Elbow - Inch

Tube O.D.	Thread	Hex C	L	H	Part Number
inch	NPT	mm	inch	inch	
1/8	1/8	11	0.75	0.91	P57322
1/8	1/4	14	0.75	0.93	P57324
5/32	1/8	11	0.75	0.91	P57312
5/32	1/4	14	0.75	0.93	P57314
1/4	1/8	11	0.93	1.12	P57342
1/4	1/4	14	0.93	1.08	P57344
5/16	1/8	13	1.16	1.32	P57352
5/16	1/4	14	1.16	1.28	P57354
3/8	1/4	17	1.33	1.41	P57364
3/8	3/8	18	1.33	1.45	P57366



All dimensions are preliminary and could change during final production.

TUBING

FITTINGS

BALL VALVES

FILTER, REGULATOR & LUBRICATOR

HOSE

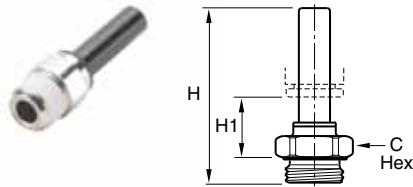
COUPLERS

BLOW GUN/ACCESS.

TECHNICAL

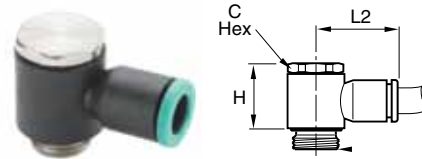
Male Standpipe - Inch

Tube O.D.	Thread	Hex C	H	H1	Part Number
inch	NPT/UNF	mm	inch	inch	
5/32	10-32	8	1.24	-	P52710
5/32	1/8	11	1.02	0.57	P52712
5/32	1/4	14	1.04	0.59	P52714
1/4	1/8	11	1.18	0.61	P52742
1/4	1/4	14	1.12	0.57	P52744
5/16	1/8	11	1.16	0.43	P52752
5/16	1/4	14	1.12	0.39	P52754
3/8	1/8	15	1.75	0.65	P52762
3/8	1/4	15	1.42	0.67	P52764
3/8	3/8	17	1.42	0.61	P52766
1/2	3/8	17	1.44	0.37	P52786
1/2	1/2	21	1.46	0.39	P52788



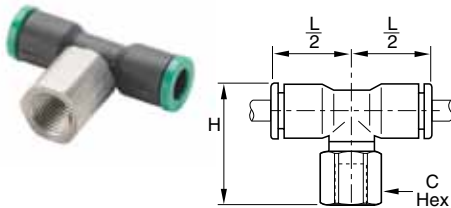
Banjo Elbow - Inch

Tube O.D.	Thread	Hex C	H	L2	Part Number
inch	NPT/UNF	mm	inch	inch	
1/8	10-32	-	0.51	0.63	P55020
5/32	10-32	-	0.51	0.63	P55010
5/32	1/8	13	0.73	0.73	P55012
1/4	10-32	-	0.51	0.75	P55040
1/4	1/8	13	0.73	0.83	P55042
1/4	1/4	17	0.89	0.91	P55044
1/4	3/8	21	1.04	1.12	P55046
3/8	1/4	17	0.89	1.12	P55064
3/8	3/8	21	1.04	1.20	P55066



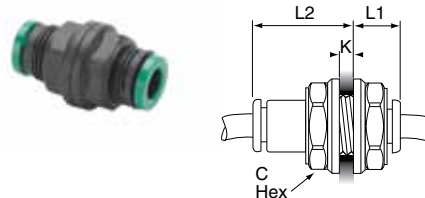
Female Branch Tee - Inch

Tube O.D.	Thread	Hex C	L2	H	Part Number
inch	NPT	mm	inch	inch	
1/8	1/8	13	0.57	0.99	P57422
5/32	1/8	13	0.55	0.91	P57412
5/32	1/4	16	0.55	1.08	P57414
1/4	1/8	13	0.71	1.02	P57442
1/4	1/4	16	0.71	1.18	P57444
5/16	1/8	13	0.91	1.24	P57452
5/16	1/4	16	0.91	1.40	P57454
3/8	1/4	16	1.04	1.60	P57464
1/2	3/8	22	1.38	1.88	P57486



Bulkhead Union - Inch

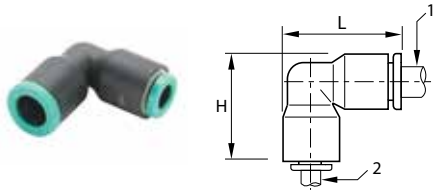
Tube O.D.	Hex C	K max	L1	L2	Part Number
inch	mm	inch	inch	inch	
1/8	13	0.22	0.37	0.61	P58222
5/32	13	0.22	0.59	0.39	P58211
1/4	16	0.35	0.37	0.81	P58244
5/16	18	0.57	0.98	0.53	P58255
3/8	22	0.57	0.51	1.18	P58266
1/2	29	0.81	0.67	1.61	P58288



All dimensions are preliminary and could change during final production.

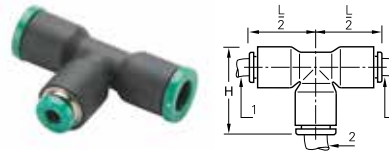
Union Reducer Elbow - Inch

Tube O.D. 1	Tube O.D. 2	L	H	Part Number
inch	inch	inch	inch	
1/8	1/4	0.93	0.93	P56542
3/8	1/4	1.33	1.30	P56564



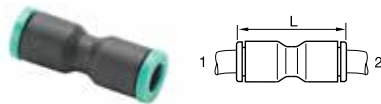
Union Reducer Tee - Inch

Tube O.D. 1	Tube O.D. 2	L2	H	Part Number
inch	inch	inch	inch	
1/4	1/8	0.73	0.93	P56442
3/8	1/4	1.00	1.28	P56464
1/2	3/8	1.38	1.81	P56486



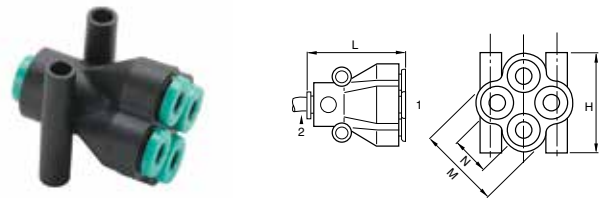
Straight Union Reducer - Inch

Tube O.D. 1	Tube O.D. 2	L	Part Number
inch	inch	inch	
1/8	1/4	1.32	P56242
3/8	1/4	1.61	P56264



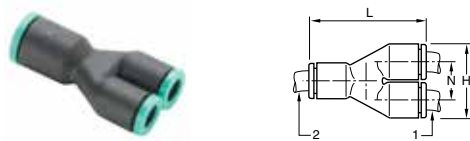
Double Y Union - Inch

Tube O.D. 1	Tube O.D. 2	Mounting Hole Dia.	H	L	N	Part Number
inch	inch	inch	inch	inch	inch	
5/32	5/32	0.15	1.00	1.20	0.39	P54411
5/32	1/4	0.15	0.87	1.47	-	P54414



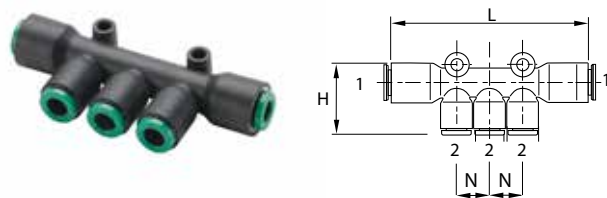
Y Union Reducer - Inch

Tube O.D. 1	Tube O.D. 2	L	H	N	Part Number
inch	inch	inch	inch	inch	
5/32	1/4	1.42	0.87	0.45	P54114



Multiple Tee - Inch

Tube O.D. 1	Tube O.D. 2	Mounting Hole Dia.	H	L	M	N	Part Number
inch	inch	inch	inch	inch	inch	inch	
1/4	5/32	0.17	1.04	2.76	0.90	0.45	P54541
1/4	1/4	0.17	1.18	3.12	1.21	0.61	P54544
5/16	5/32	0.17	0.96	2.91	-	0.45	P54551

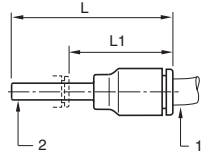


All dimensions are preliminary and could change during final production.

TUBING

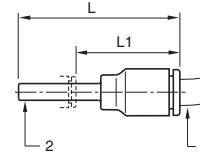
Plug-In Reducer - Inch

Tube O.D. 1	Tube O.D. 2	L	L1	Part Number
inch	inch	inch	inch	
1/8	5/32	1.79	0.13	P52621
1/8	3/16	1.79	1.14	P52623
1/8	1/4	1.79	1.22	P52624
5/32	3/16	1.48	0.83	P52613
5/32	1/4	1.48	0.91	P52614
5/32	5/16	1.48	0.75	P52615
5/32	3/8	1.63	0.66	P52616
3/16	1/4	1.79	1.22	P52634
3/16	5/16	1.79	1.06	P52635
1/4	5/16	1.61	0.89	P52645
1/4	3/8	1.61	0.81	P52646
1/4	1/2	1.97	0.98	P52648
5/16	3/8	1.93	1.12	P52656
5/16	1/2	2.01	1.02	P52658
1/2	1/2	2.01	1.04	P52668



Plug-In Expander - Inch

Tube O.D. 1	Tube O.D. 2	L	L1	Part Number
inch	inch	inch	inch	
1/4	1/8	1.61	1.16	P52642
1/4	5/32	1.61	1.14	P52641
1/4	3/16	1.61	1.00	P52643

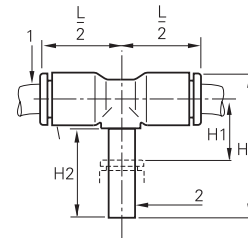


FITTINGS

BALL VALVES

Plug-In Branch Tee - Inch

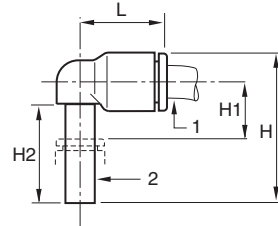
Tube O.D. 1	Tube O.D. 2	H	H1	H2	L2	Part Number
inch	inch	inch	inch	inch	inch	
5/32	5/32	0.91	0.24	0.61	0.57	P52311
1/4	1/4	0.95	0.43	0.77	0.73	P52344
5/16	5/16	1.32	0.32	0.85	0.91	P52355



FILTER, REGULATOR & LUBRICATOR

Plug-In Elbow - Inch

Tube O.D. 1	Tube O.D. 2	H	H1	H2	L	Part Number
inch	inch	inch	inch	inch	inch	
1/8	1/8	0.92	0.31	0.64	0.57	P52122
5/32	5/32	0.91	0.24	0.61	0.55	P52111
5/32	1/4	1.08	0.30	0.71	0.71	P52114
1/4	1/4	1.20	0.43	0.83	0.73	P52144
5/16	5/32	1.32	0.32	0.85	0.91	P52155

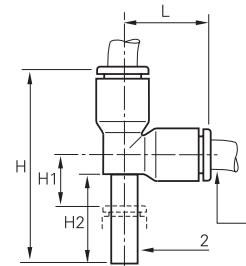


HOSE

COUPLERS

Plug-In Run Tee - Inch

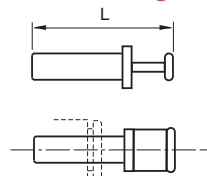
Tube O.D. 1	Tube O.D. 2	H	H1	H2	L	Part Number
inch	inch	inch	inch	inch	inch	
5/32	5/32	1.30	0.24	0.61	0.57	P52411
1/4	1/4	1.69	0.43	0.83	0.73	P52444
5/16	5/16	1.93	0.32	0.85	0.91	P52455



BLOW GUN/ACCESS.

Plug - Inch

Tube O.D.	L	Part Number
inch	inch	
1/8	1.30	52620
5/32	1.18	52610
3/16	1.36	P52630
1/4	1.44	52640
5/16	1.38	52650
3/8	1.67	52660
1/2	1.91	52680

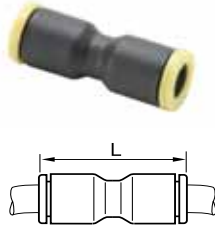


TECHNICAL

Composite Push-to-Connect - Metric

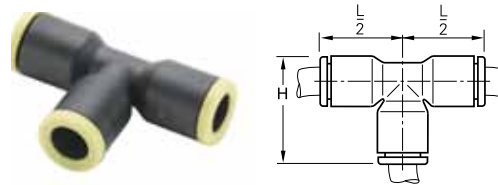
Straight Union - Metric

Tube O.D.	Length L	Part Number
mm	mm	
4	25.0	P109250
6	28.5	P109263
8	38.0	P109268
10	42.0	P109272
12	50.5	P109275
14	56.0	P109277



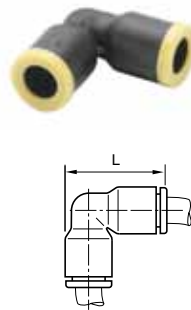
Union Tee - Metric

Tube O.D.	Length L2	H	Part Number
mm	mm	mm	
4	14.5	19.0	P105250
6	17.5	22.5	P105263
8	23.0	29.5	P105268
10	26.5	34.5	P105272
12	31.0	40.5	P105275
14	35.5	46.0	P105277




Union Elbow - Metric

Tube O.D.	Length L	Part Number
mm	mm	
4	19.0	P104250
6	22.5	P104263
8	29.5	P104268
10	34.5	P104272
12	40.5	P104275
14	46.5	P104277



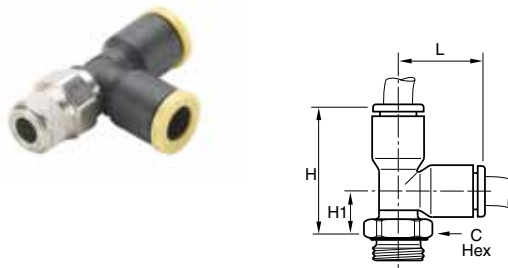
Male Swivel Elbow - Metric

Tube O.D.	Thread	Hex C	Length L	H	Part Number
mm	BSPT	mm	mm	mm	
4	1/8	10	14.0	13.5	P102202
4	1/4	14	14.0	14.0	P102203
6	1/8	10	16.0	15.5	P102212
6	1/4	14	16.0	16.0	P102213
8	1/8	10	23.0	19.0	P102217
8	1/4	14	23.0	18.0	P102218
8	3/8	17	23.0	18.0	P102219
10	1/4	15	26.5	22.0	P102223
10	3/8	17	26.5	22.0	P102224
10	1/2	21	26.5	22.0	P102225
12	1/4	15	31.0	25.0	P102228
12	3/8	17	31.0	25.0	P102229
12	1/2	21	31.0	25.0	P102230
14	3/8	20	35.5	30.5	P102234
14	1/2	24	35.5	28.5	P102235



Male Swive Run Tee - Metric

Tube O.D.	Thread	Hex C	Length L	H	H1	Part Number
mm	BSPT	mm	mm	mm	mm	
4	1/8	10	14.5	23.5	9.0	P106202
4	1/4	14	14.5	24.0	9.5	P106203
6	1/8	10	17.5	27.5	10.0	P106212
6	1/4	14	17.5	28.0	10.5	P106213
8	1/8	10	23.0	35.0	12.0	P106217
8	1/4	14	23.0	34.0	11.0	P106218
8	3/8	17	23.0	34.0	11.0	P106219
10	1/4	15	26.5	40.5	14.0	P106223
10	3/8	17	26.5	40.5	14.0	P106224
10	1/2	21	26.5	40.5	14.0	P106225
12	1/4	15	31.0	46.5	15.5	P106228
12	3/8	17	31.0	46.5	15.5	P106229
12	1/2	21	31.0	46.5	15.5	P106230
14	3/8	20	35.5	55.0	19.5	P106234
14	1/2	24	35.5	52.5	17.5	P106235



All dimensions are preliminary and could change during final production.

TUBING

FITTINGS

BALL VALVES

FILTER, REGULATOR & LUBRICATOR

HOSE

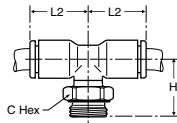
COUPLERS

BLOW GUN/ACCESS.

TECHNICAL

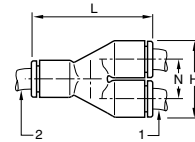
Male Swivel Branch Tee - Metric

Tube O.D.	Thread	Hex C	Length L2	H	Part Number
mm	BSPT	mm	mm	mm	
4	1/8	10	14.0	15.5	P107202
4	1/4	14	14.0	16.0	P107203
6	1/8	10	16.0	17.5	P107212
6	1/4	14	16.0	18.0	P107213
8	1/8	10	23.0	22.0	P107217
8	1/4	14	23.0	21.0	P107218
8	3/8	17	23.0	21.0	P107219
10	1/4	15	5.2	24.0	P107223
10	3/8	17	5.2	24.0	P107224
10	1/2	21	5.2	24.0	P107225
12	1/4	15	31.0	27.0	P107228
12	3/8	17	31.0	27.0	P107229
12	1/2	21	31.0	27.0	P107230
14	3/8	20	35.5	30.5	P107234
14	1/2	24	35.5	28.5	P107235



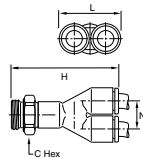
Union Y Connector - Metric

Tube O.D. 1	Tube O.D. 2	Length L	H	N	Part Number
mm	mm	mm	mm	mm	
4	4	28.5	17.5	9.0	P115250
6	6	35.0	21.5	11.0	P115263
8	8	45.0	28.0	14.5	P115268
10	10	53.0	33.0	17.0	P115272



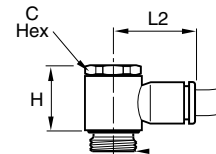
Union Y Male Swivel - Metric

Tube O.D.	Thread	Hex C	Length L	H	N	Part Number
mm	BSPT	mm	mm	mm	mm	
4	1/8	10	17.5	32.5	9.0	P116202
4	1/4	14	17.5	33.0	9.0	P116203
6	1/8	10	21.5	39.5	1.0	P116212
6	1/4	14	21.5	40.0	1.0	P116213
8	1/8	13	28.0	56.5	14.5	P116217
8	1/4	14	28.0	55.5	14.5	P116218



Banjo Elbow - Metric

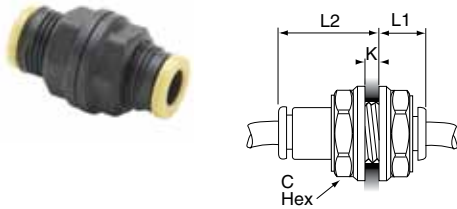
Tube O.D.	Thread	Hex C	Length L2	H	Part Number
mm	BSPP/M5	mm	mm	mm	
4	M5x0.8	-	16.0	13.0	P120501
4	1/8	13	18.5	17.0	P120502
6	1/8	13	20.0	17.0	P120512
6	1/4	17	22.0	21.0	P120513
6	M5x0.8	-	18.5	13.0	P120511
8	1/8	13	25.0	16.5	P120517
8	1/4	17	27.0	21.0	P120518
8	3/8	20	29.0	24.5	P120519
10	1/4	17	29.0	21.0	P120523
10	3/8	20	31.0	24.5	P120524
12	1/4	20	34.5	21.0	P120528
12	3/8	20	34.5	24.5	P120529



All dimensions are preliminary and could change during final production.

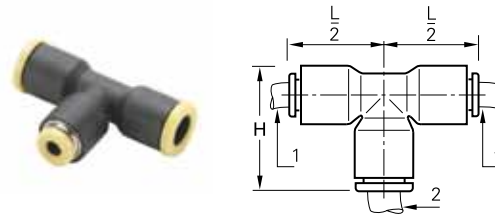
Bulkhead Union - Metric

Tube O.D.	Hex C	K Max	Length L1	Length L2	Part Number
mm	mm	mm	mm	mm	
4	13	5.5	15.0	10.0	P110250
6	15	8.5	18.0	10.5	P110263
8	18	14.5	25.0	13.5	P110268
10	22	14.5	27.5	15.5	P110272
12	26	18.5	33.0	18.0	P110275
14	29	20.5	37.5	20.5	P110277



Union Tee Reducer - Metric

Tube O.D. 1	Tube O.D. 2	Length H	Length L2	Part Number
mm	mm	mm	mm	
4	6	22.5	17.5	P105252
6	4	22.5	17.5	P105286
6	8	29.5	23.0	P105264
8	6	29.5	23.0	P105288



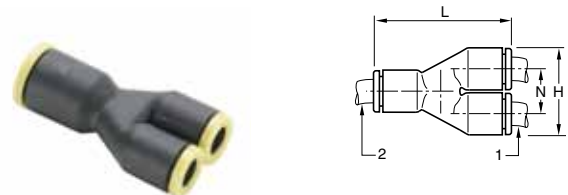
Straight Union Reducer - Metric

Tube O.D. 1	Tube O.D. 2	Length L	Part Number
mm	mm	mm	
4	6	28.0	P109252
4	8	38.0	P109253
6	8	38.0	P109264
6	10	42.0	P109265
8	10	42.0	P109269



Y Union Reducer - Metric

Tube O.D. 1	Tube O.D. 2	Length H	Length L	Length N	Part Number
mm	mm	mm	mm	mm	
4	4	17.5	33.0	9.0	P115252
6	8	22.5	41.0	11.5	P115264
8	10	28.0	47.0	14.5	P115269



Multiple Tee - Metric

Tube O.D. 1	Tube O.D. 2	Mounting Hole Dia.	Length H	Length L	Length N	Part Number
mm	mm	mm	mm	mm	mm	
6	4	4.2	24.5	74.0	11.5	P118286
8	4	4.2	24.5	74.0	11.5	P118287
8	6	4.2	24.5	74.0	11.5	P118288
10	6	4.2	36.0	81.0	14.5	P118290
10	8	4.2	36.0	81.0	14.5	P118291



All dimensions are preliminary and could change during final production.

TUBING

FITTINGS

BALL VALVES

FILTER, REGULATOR & LUBRICATOR

HOSE

COUPLERS

BLOW GUN/ACCESS.

TECHNICAL

TUBING

FITTINGS

BALL VALVES

FILTER, REGULATOR & LUBRICATOR

HOSE

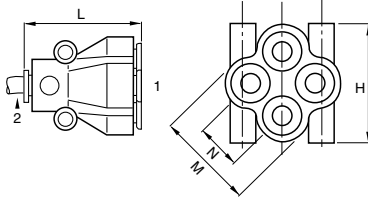
COUPLERS

BLOW GUN/ACCESS.

TECHNICAL

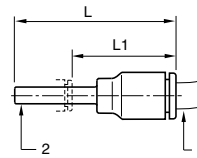
Double Y Union - Metric

Tube O.D. 1	Tube O.D. 2	Mounting Hole Dia.	Length H	Length L	Length M	Length N	Part Number
mm	mm	mm	mm	mm	mm	mm	
4	6	3.7	25.5	30.5	21.0	10.0	P117252
6	6	3.7	31.5	37.5	26.5	12.0	P117263
6	8	3.7	31.5	38.0	26.5	12.0	P117264



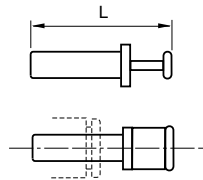
Plug-In Reducer - Metric

Tube O.D. 1	Tube O.D. 2	Length L	Length L1	Part Number
mm	mm	mm	mm	
4	6	37.5	23.5	P124252
4	8	37.5	19.0	P124253
4	10	44.0	22.5	P124254
6	8	37.5	20.0	P124264
6	10	38.0	17.5	P124265
6	12	46.0	23.0	P124266
6	14	48.0	23.0	P124267
8	10	49.0	28.5	P124269
8	12	49.0	24.5	P124270
8	14	48.0	23.0	P124271
10	12	56.5	33.5	P124273
10	14	58.5	33.5	P124274
12	14	58.5	33.5	P124276



Plug - Metric

Tube O.D.	Length L	Part Number
mm	mm	
4	30	P52610
6	33	P52606
8	33	P52650
10	42	P52611
12	45	P52612
14	49	P52617



All dimensions are preliminary and could change during final production.

Push-to-Connect Flow Controls



Composite - Flow Control Regulators

Push-to-Connect Flow Control Advantages

The compact body size of our flow control valves make them ideal for small circuits where space is limited. Our highly sensitive adjusting screws allows fine settings to meet the precise demands of any application. The locking nut will accurately hold the required setting even under high vibration conditions. "Push-In" connections allow easy and quick connections to or disconnections from nylon, polyethylene and 95A durometer polyurethane tubing.

Pressure Range: 15 to 145 psi

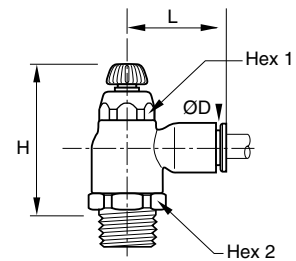
Temperature Range: 30°F to +160°F

Working Fluid: Compressed Air

COMPONENT	MATERIAL
Body	Glass Reinforced Nylon 6.6
Gripping ring	Stainless Steel
Adjustment Screws	Nickel-Plated Brass
Locking Nut	Nickel-Plated Brass
Base	Nickel-Plated Brass

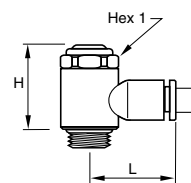
Knob Adjustable Flow Control - Meter Out

Tube O.D.	Thread	Hex 1	Hex 2	H	H	L	Part Number
inch	NPT	inch	inch	Open	Closed	inch	
5/32	1/8	0.63	0.67	1.67	1.44	0.85	82012
5/32	1/4	0.63	0.39	1.67	1.44	0.85	82014
1/4	1/8	0.63	0.39	1.67	1.44	0.85	82042
1/4	1/4	0.63	0.39	1.67	1.44	0.85	82044
3/8	1/4	0.91	0.67	2.03	1.71	1.22	82064
3/8	3/8	0.91	0.67	2.03	1.71	1.22	82066



Screw Adjustable Flow Control - Meter Out

Tube O.D.	Thread	Hex 1	H	L	Part Number
inch	NPT	inch	inch	inch	
5/32	1/8	13.00	0.79	0.75	82112
1/4	1/8	13.00	0.79	0.85	82142
1/4	1/4	17.00	1.04	0.89	82144
3/8	1/4	17.00	1.04	1.14	82164
3/8	3/8	20.00	1.14	1.36	82166



TUBING

FITTINGS

BALL VALVES

FILTER, REGULATOR & LUBRICATOR

HOSE

COUPLERS

BLOW GUN/ACCESS.

TECHNICAL

TUBING

FITTINGS

BALL VALVES

FILTER, REGULATOR & LUBRICATOR

HOSE

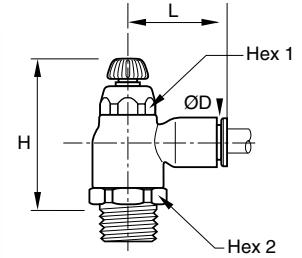
COUPLERS

BLOW GUN/ACCESS.

TECHNICAL

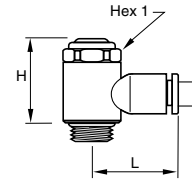
Knob Adjustable Flow Control - Meter In

Tube O.D.	Thread	Hex 1	Hex 2	H	H	L	Part Number
inch	NPT	inch	inch	Open	Closed	inch	
1/4	1/8	0.63	0.39	1.67	1.33	0.85	82442
1/4	1/4	0.63	0.39	1.67	1.44	0.85	82444



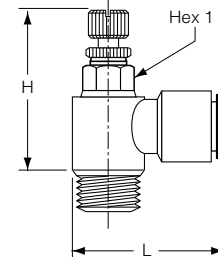
Screw Adjustable Flow Control - Meter In

Tube O.D.	Thread	Hex 1	H	L	Part Number
inch	NPT	inch	inch	inch	
1/4	1/8	13.00	0.79	0.85	82342
1/4	1/4	17.00	1.04	0.89	82344



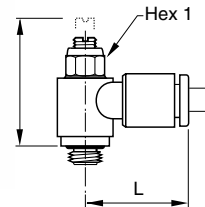
Mini Knob Adjustable Flow Control - Meter Out

Tube O.D.	Thread	Hex 1	H	H	L	Part Number
inch	NPT	inch	Open	Closed	inch	
1/8	10-32	6.00	1.14	0.91	0.67	86020
1/8	1/8	7.00	1.41	1.26	0.69	86022
5/32	10-32	6.00	1.02	0.93	0.67	86010
5/32	1/8	7.00	1.16	1.06	0.71	86012
1/4	10-32	6.00	1.02	0.93	0.73	86040
1/4	1/8	7.00	1.16	1.06	0.75	86042
1/4	1/4	8.00	1.28	1.18	0.77	86044



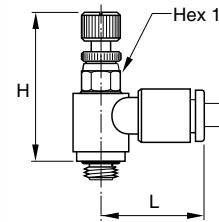
Mini Screw Adjustable Flow Control - Meter Out

Tube O.D.	Thread	Hex 1	H	H	L	Part Number
inch	NPT	inch	Open	Closed	inch	
1/8	10-32	6.00	0.79	0.65	0.65	86120
1/8	1/8	6.00	0.85	0.71	0.71	86122
5/32	10-32	6.00	0.79	0.65	0.65	86110
5/32	1/8	6.00	0.85	0.71	0.71	86112
1/4	10-32	6.00	0.79	0.65	0.65	86140
1/4	1/8	6.00	0.85	0.71	0.73	86142
1/4	1/4	6.00	0.97	0.83	0.73	86144



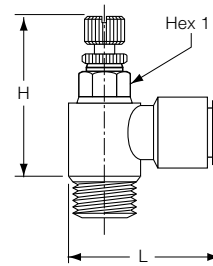
Mini Knob Adjustable Flow Control - Meter Out (BSPP & M5)

Tube O.D.	Thread	Hex 1	H	H	L	Part Number
mm	BSPP/M5	mm	Open	Closed	mm	
4	M5x0.8	6.00	23.50	26.00	17.00	P180201
4	1/8	7.00	27.00	29.50	18.00	P180202
6	M5x0.8	6.00	23.50	26.00	18.00	P180211
6	1/8	7.00	27.00	29.50	18.50	P180212
6	1/4	8.00	30.00	32.50	19.00	P180213
8	1/8	13.00	26.50	31.00	26.00	P180217
8	1/4	16.00	29.00	34.00	27.50	P180218



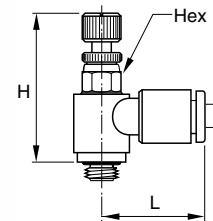
Mini Knob Adjustable Flow Control - Meter In

Tube O.D.	Thread	Hex 1	H	H	L	Part Number
inch	NPT/UNF	inch	Open	Closed	inch	
5/32	10-32	6.00	1.02	0.93	0.67	86310
5/32	1/8	7.00	1.16	1.06	0.71	86312
1/4	1/8	7.00	1.16	1.06	0.75	86342
1/4	1/4	8.00	1.28	1.18	0.77	86344



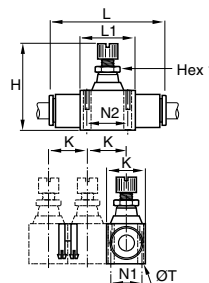
Mini Knob Adjustable Flow Control - Meter In (BSPP & M5)

Tube O.D.	Thread	Hex 1	H	H	L	Part Number
mm	BSPP/M5	mm	Open	Closed	mm	
4	M5x0.8	6.00	23.50	26.00	17.00	P182201
6	M5x0.8	6.00	23.50	26.00	18.00	P182211
6	1/8	7.00	27.00	29.50	18.50	P182212
6	1/4	8.00	30.00	32.50	19.00	P182213
8	1/8	13.00	26.50	31.00	26.00	P182217
8	1/4	16.00	29.00	34.00	27.50	P182218



In-Line Flow Control

Tube O.D.	Hex 1	H	H	K	L	L1	N1	N2	T	Part Number
inch	inch	Open	Closed	inch	inch	inch	inch	inch	inch	
5/32	5	1.15	1.31	0.47	1.52	0.59	0.31	0.43	0.09	83011
1/4	8	1.54	1.74	0.66	2.00	0.90	0.43	0.66	0.12	83044
5/16	11	1.73	1.97	0.73	2.38	1.02	0.49	0.79	0.13	83055
3/8	14	2.03	2.38	0.94	2.87	1.29	0.62	1.01	1.60	83066
1/2	14	2.24	2.63	1.09	3.35	1.37	0.78	1.07	0.16	83088

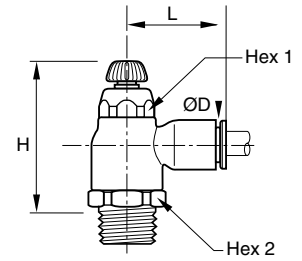


TUBING

FITTINGS

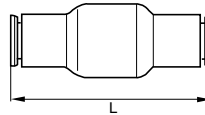
Mini Knob Adjustable Flow Control - Meter In

Tube O.D.	Thread	Hex 1	Hex 2	H	H	L	Part Number
inch	NPT	inch	inch	Open	Closed	inch	
5/32	1/8	0.63	0.39	1.67	1.44	0.85	83212
1/4	1/8	0.63	0.39	1.67	1.44	0.85	83242
1/4	1/4	0.63	0.39	1.67	1.44	0.85	83244



In-Line Check Valve

Tube O.D.	L	Part Number
inch	inch	
5/32	1.52	83411
1/4	1.61	83444
5/16	2.03	83455



BALL VALVES

FILTER, REGULATOR & LUBRICATOR

HOSE

COUPLERS

BLOW GUN/ACCESS.

TECHNICAL

Transportation Fittings - "Push In" Air Brake Fittings - Inch

Nycoil Transportation Fittings - Designed for all Truck & Trailer applications



Nycoil Transportation Fittings are designed to be used with SAE J844 type A & B nylon tubing and for use on all D.O.T. truck and trailer applications.

COMPONENT	MATERIAL
Body	Brass
O-Ring	Buna-N
Tube Support	Stainless Steel

Transportation Fittings Advantages

Patented design of sizes 1/4" and above meet SAE J2494 and D.O.T. FMVSS 571.106 air brake performance specifications. No special tools are needed to assemble. Just bottom the tubing in the fitting body for a positive seal. Stainless steel tube support in sizes 1/4" and above assures maximum flow and performance requirements of SAE J1131.

Sizes under 1/4" of Nycoil's Transportation fittings are designed for use in pressure protected air accessory lines that are isolated from the air brake system.

Innovative Collet design insures positive grip on tubing.

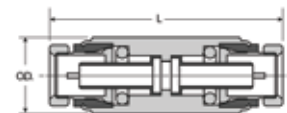
Release Button offers quick and easy disconnect.

Working Pressure

From vacuum to 250 psi at -40°F to +200°F (see tubing mfrs recommendation for pressure and temperature limitations) at up to 150 PSI depending on tubing being used.

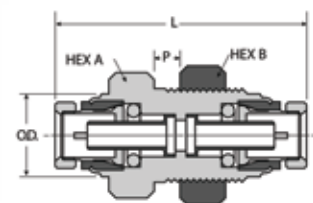
**Straight Union
Union Reducer - DT62**

Tube Size	L	O.D.	Part Number
inch	inch	inch	
5/32	1.45	.380	DT6211
1/4	1.48	.500	DT6244
3/8	1.87	.750	DT6266
3/8-1/4	1.68	.750	DT9764
1/2	2.03	.880	DT6288
5/8	2.42	1.00	DT621010



Bulkhead Union - DT82

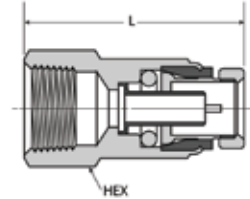
Tube Size	O.D.	L	P Max	Hex A	Hex B	Bulkhead Hole Dia.	Part Number
inch	inch	inch	inch	inch	inch	inch	
1/4	.56	1.69	.25	11/16	3/4	9/16	DT8244
3/8	.88	1.93	.44	1-1/16	1-1/16	7/8	DT8266
1/2	1.00	2.02	.58	1-1/4	1-1/4	1	DT8288
5/8	1.12	2.92	.81	1-1/4	1-3/8	1-1/8	DT821010



TUBING

Female Connector - DT66

Tube Size	Pipe Thread	L	Hex	Part Number
inch	inch	inch	inch	
1/4	1/8	1.22	9/16	DT6642
1/4	1/4	1.43	11/16	DT6644
3/8	1/8	1.37	3/4	DT6662
3/8	1/4	1.58	3/4	DT6664
3/8	3/8	1.62	13/16	DT6666
1/2	1/4	1.69	7/8	DT6684
1/2	3/8	1.68	7/8	DT6686
1/2	1/2	1.91	1	DT6688

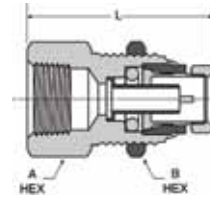


FITTINGS

BALL VALVES

Female Bulkhead Union - DT86

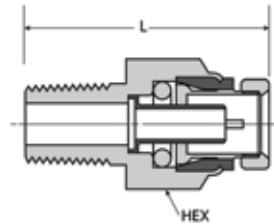
Tube Size	Pipe Thread	L	Hex A	Hex B	Bulkhead Hole Dia.	Part Number
inch	inch	inch	inch	inch	inch	
1/4	1/4	1.62	11/16	3/4	9/16	DT8644
3/8	3/8	1.87	1.06	1.06	7/8	DT8666
1/2	1/2	2.02	1-1/4	1-1/4	1	DT8688



FILTER, REGULATOR & LUBRICATOR

Male Connector - DT68

Tube Size	Pipe Thread	L	Hex	Part Number
inch	inch	inch	inch	
5/32	1/16	.95	3/8	DTD6811
5/32	1/8	.89	7/16	DT6812
1/4	1/8	1.06	1/2	DT6842
1/4	1/4	1.19	9/16	DT6844
1/4	3/8	1.27	3/4	DT6846
3/8	1/8	1.37	3/4	DT6862
3/8	1/4	1.43	3/4	DT6864
3/8	3/8	1.33	3/4	DT6866
3/8	1/2	1.38	7/8	DT6868
1/2	1/4	1.72	7/8	DT6884
1/2	3/8	1.52	7/8	DT6886
1/2	1/2	1.44	7/8	DT6888
5/8	3/8	1.88	1	DT68106
5/8	1/2	1.88	1	DT68108
3/4	1/2	2.03	1-3/16	DT68128
3/4	3/4	2.03	1-1/8	DT681212



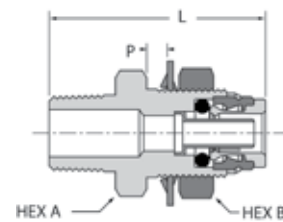
HOSE

COUPLERS

BLOW GUN/ACCESS.

Bulkhead Male Connector - DT85

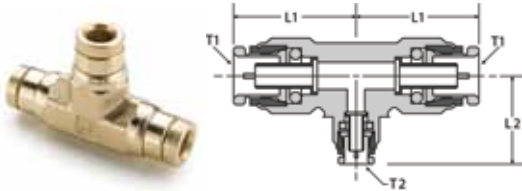
Tube Size	Pipe Thread	L	P Max	Hex A	Hex B	Bulkhead Hole Dia.	Part Number
inch	inch	inch	inch	inch	inch	inch	
3/8	1/2	2.37	.33	1-1/4	1-1/4	1	DT8568
1/2	1/2	2.38	.33	1-1/4	1-1/4	1	DT8588



TECHNICAL

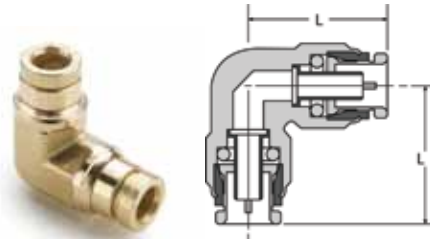
Union Tee - DT64

Tube 1 Size	Tube 2 Size	L1	L2	Part Number
inch	inch	inch	inch	
1/4	1/4	.85	.85	DT6444
3/8	3/8	1.21	1.21	DT6466
3/8	1/4	1.21	.93	DT6464
1/2	1/2	1.27	1.27	DT6488
5/8	5/8	1.63	1.62	DT641010



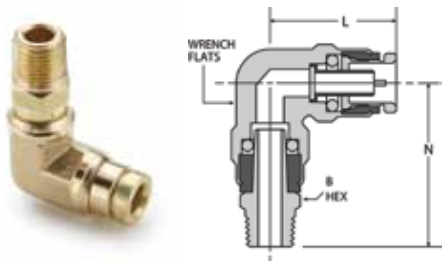
Union Elbow - DT65

Tube Size	L	Part Number
inch	inch	
1/4	.85	DT6544
3/8	1.11	DT6566
1/2	1.24	DT6588
5/8	1.57	DT651010




Male Swivel Elbow - DT79

Tube Size	Pipe Thread	L	N	Wrench Flats	Hex B	Part Number
inch	inch	inch	inch	inch	inch	
1/4	1/8	.84	1.21	13/32	7/16	DT7942
1/4	1/4	.84	1.43	13/32	9/16	DT7944
1/4	3/8	.84	1.43	13/32	11/16	DT7946
3/8	1/8	1.11	1.41	9/16	9/16	DT7962
3/8	1/4	1.11	1.58	9/16	9/16	DT7964
3/8	3/8	1.11	1.58	9/16	11/16	DT7966
1/2	1/4	1.27	1.73	11/16	5/8	DT7984
1/2	3/8	1.27	1.81	11/16	3/4	DT7986
1/2	1/2	1.27	1.96	11/16	7/8	DT7988
5/8	3/8	1.53	2.03	7/8	3/4	DT79106
5/8	1/2	1.53	2.18	7/8	7/8	DT79108



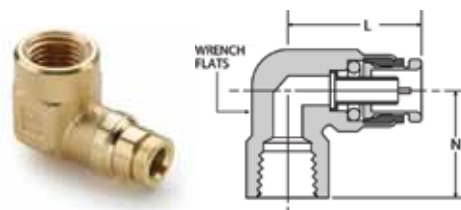
Male Elbow - DT69

Tube Size	Pipe Thread	L	N	Wrench Flats	Part Number
inch	inch	inch	inch	inch	
5/32	1/8	.85	.66	7/16	DT6912
1/4	1/8	.84	.72	1/2	DT6942
1/4	1/4	.84	.90	1/2	DT6944
1/4	3/8	.84	1.06	1/2	DT6946
3/8	1/8	1.05	.75	9/16	DT6962
3/8	1/4	1.05	.94	9/16	DT6964
3/8	3/8	1.05	.94	3/4	DT6966
1/2	1/4	1.17	1.06	11/16	DT6984
1/2	3/8	1.22	1.06	11/16	DT6986
1/2	1/2	1.22	1.26	11/16	DT6988
5/8	3/8	1.46	1.11	7/8	DT69106
5/8	1/2	1.46	1.32	7/8	DT69108
3/4	1/2	1.81	1.44	1	DT69128



Female Elbow - DT70

Tube Size	Pipe Thread	L	N	Wrench Flats	Part Number
inch	inch	inch	inch	inch	
1/4	1/8	.84	.56	11/16	DT7042
1/4	1/4	1.00	.67	11/16	DT7044
3/8	1/8	1.12	.64	9/16	DT7062
3/8	1/4	1.25	1.00	11/16	DT7064
3/8	3/8	1.25	1.00	13/16	DT7066
1/2	1/4	1.25	.75	11/16	DT7084
1/2	3/8	1.32	.88	11/16	DT7086
1/2	1/2	1.70	.98	1	DT7088



TUBING

FITTINGS

BALL VALVES

FILTER, REGULATOR & LUBRICATOR

HOSE

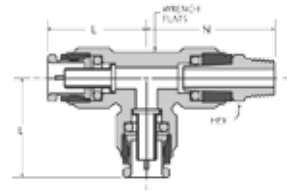
COUPLERS

BLOW GUN/ACCESS.

TECHNICAL

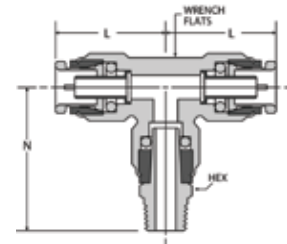
Run Tee - DT71

Tube Size	Pipe Thread	L	N	Hex	Wrench Flats	Part Number
inch	inch	inch	inch	inch	inch	
1/4	1/8	.85	1.01	9/16	1/2	DT7142
1/4	1/4	.85	1.23	9/16	1/2	DT7144
3/8	1/4	1.21	1.42	11/16	5/8	DT7164
3/8	3/8	1.21	1.45	11/16	5/8	DT7166
1/2	1/4	1.27	1.74	5/8	7/8	DT7184
1/2	3/8	1.27	1.83	3/4	7/8	DT7186
1/2	1/2	1.27	1.99	7/8	7/8	DT7188



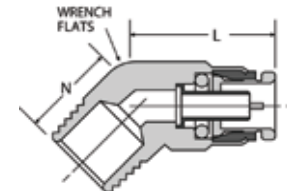
Branch Tee - DT72

Tube Size	Pipe Thread	L	N	Hex	Wrench Flats	Part Number
inch	inch	inch	inch	inch	inch	
1/4	1/8	.85	1.01	9/16	1/2	DT7242
1/4	1/4	.85	1.23	9/16	1/2	DT7244
3/8	1/8	1.22	1.30	11/16	5/8	DT7262
3/8	1/4	1.22	1.42	11/16	5/8	DT7264
3/8	3/8	1.22	1.45	11/16	5/8	DT7266
1/2	1/4	1.27	1.73	5/8	7/8	DT7284
1/2	3/8	1.27	1.79	3/4	7/8	DT7286
1/2	1/2	1.27	1.97	7/8	7/8	DT7288



45D Elbow - DT80

Tube Size	Pipe Thread	L	N	Wrench Flats	Part Number
inch	inch	inch	inch	inch	
1/4	1/8	.80	.56	9/16	DT8042
1/4	1/4	.80	.75	9/16	DT8044
3/8	1/8	.99	.55	3/4	DT8062
3/8	1/4	.99	.73	3/4	DT8064
3/8	3/8	.99	.73	3/4	DT8066
1/2	1/4	1.28	.81	13/16	DT8084
1/2	3/8	1.28	.81	13/16	DT8086
1/2	1/2	1.28	1.06	13/16	DT8088
5/8	3/8	1.22	.88	7/8	DT80106
5/8	1/2	1.22	1.00	7/8	DT80108
3/4	1/2	1.41	1.25	1	DT80128



Brass Pipe Fittings



Brass pipe fittings meet SAE J530 and SAE J531 specifications.

Pipe Fitting Advantages

All pipe fittings threads are made to Dryseal standards.

Working Pressure

From -65°F to +250°F at 1000 PSI

Note

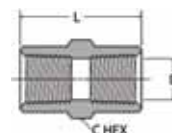
Special fitting configurations and/or sizes available.

Tube sizes are determined by the number of sixteenths of an inch in the tube O.D

COMPONENT	STANDARD
Connectors, unions, nut and extruded elbows and tees	CA 360 & CA 345 Brass
Forged elbows and tees	CA 377 Brass

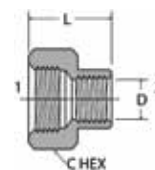
Coupling

Pipe Thread	C Hex	L	Flow Dia. D	Part Number
inch	inch	inch	inch	
1/8	9/16	.75	.339	10284
1/4	3/4	1.12	.441	10484
3/8	7/8	1.12	.571	10684
1/2	1-1/16	1.50	.703	10884
3/4	1-3/8	1.53	.906	10984



Reducer Coupling

1 Pipe Thread	2 Pipe Thread	C Hex	L	Flow Dia. D	Part Number
inch	inch	inch	inch	inch	
1/4	1/8	3/4	.97	.339	10477
3/8	1/4	7/8	1.16	.441	10677
1/2	1/4	1-1/16	1.28	.441	10878
1/2	3/8	1-1/16	1.38	.571	10877
3/4	3/8	1-3/8	1.32	.571	10978
3/4	1/2	1-3/8	1.50	.703	10977



TUBING

FITTINGS

BALL VALVES

FILTER, REGULATOR & LUBRICATOR

HOSE

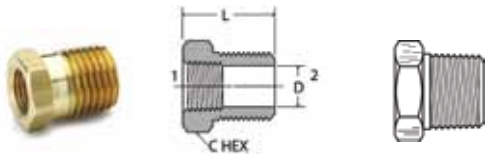
COUPLERS

BLOW GUN/ACCESS.

TECHNICAL

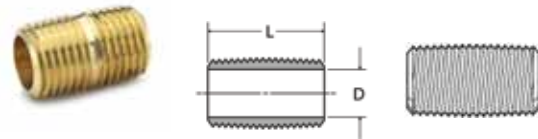
Bushing

1 Pipe Thread inch	2 Pipe Thread inch	C Hex inch	L inch	Flow Dia. D inch	Part Number
1/8	1/4	9/16	.75	.339	10482
1/8	3/8	11/16	.75	.339	10643
1/8	1/2	7/8	1.00	.339	10845
1/8	3/4	1-1/8	1.00	.339	10947
3/8	1/2	7/8	1.00	.571	10882
3/8	3/4	1-1/8	1.00	.571	10942
1/4	3/8	3/4	.75	.441	10682
1/4	1/2	7/8	1.00	.441	10843
1/4	3/4	1-1/8	1.00	.441	10945
1/2	3/4	1-1/8	1.00	.703	10982
1/2	1	1-3/8	1.31	.703	10143
3/4	1	1-3/8	1.31	.906	10182



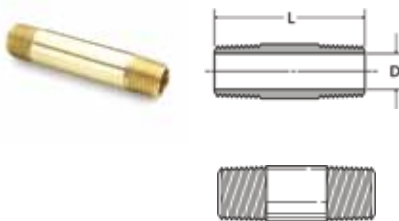
Close Nipple

Pipe Thread inch	L inch	Flow Dia. D inch	Part Number
1/8	.75	.281	10275
1/4	.88	.375	10475
3/8	1.00	.500	10675
1/2	1.13	.625	10875
3/4	1.31	.750	10975



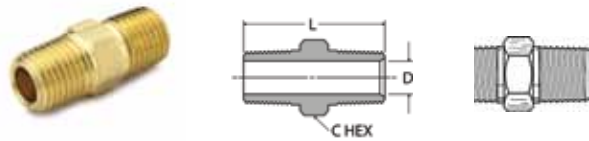
Long Nipple

Pipe Thread inch	L inch	Flow Dia. D inch	Part Number
1/8	1-1/2	.250	10276-15
1/4	1-1/2	.375	10476-15
3/8	1-1/2	.500	10676-15
1/2	1-1/2	.625	10876-15
1/8	2	.250	10276-20
1/4	2	.375	10476-20
3/8	2	.500	10676-20
1/2	2	.625	10876-20
1/8	2-1/2	.250	10276-25
1/4	2-1/2	.375	10476-25
3/8	2-1/2	.500	10676-25
1/2	2-1/2	.625	10876-25
1/8	3	.250	10276-30
1/4	3	.375	10476-30
3/8	3	.500	10676-30
1/2	3	.625	10876-30
1/8	3-1/2	.250	10276-35
1/4	3-1/2	.375	10476-35
3/8	3-1/2	.500	10676-35
1/2	3-1/2	.625	10876-35



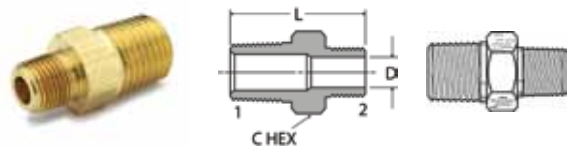
Hex Nipple

Pipe Thread inch	C Hex inch	L inch	Flow Dia. D inch	Part Number
1/8	7/16	.97	.220	10283
1/4	9/16	1.38	.314	10483
3/8	11/16	1.41	.440	10683
1/2	7/8	1.81	.564	10883
3/4	1-1/16	1.81	.752	10983



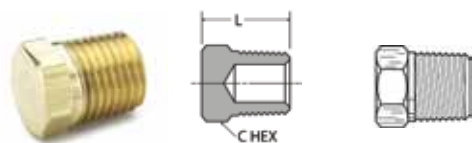
Hex Nipple Reducers

1 Pipe Thread inch	2 Pipe Thread inch	C Hex inch	L inch	Flow Dia. D inch	Part Number
1/4	1/8	9/16	1.19	.220	10485
3/8	1/4	11/16	1.41	.314	10685
3/8	1/8	11/16	1.22	.220	10692
1/2	3/8	7/8	1.62	.440	10885
1/2	1/4	7/8	1.62	.314	10892
3/4	1/2	1-1/16	1.80	.564	10985



Hex-Head Plug

Pipe Thread	C Hex	L	Part Number
inch	inch	inch	
1/8	7/16	.560	10294
1/4	9/16	.747	10494
3/8	11/16	.780	10694
1/2	7/8	.970	10894
3/4	1-1/16	1.054	10994



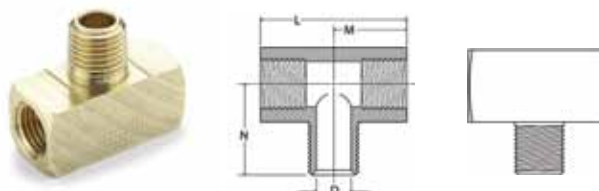
Countersunk Hex-Head Plug

Pipe Thread	C Hex	L	Part Number
inch	inch	inch	
1/8	3/16	.30	10293
1/4	1/4	.46	10493
3/8	5/16	.46	10693
1/2	3/8	.61	10893
3/4	9/16	.62	10993



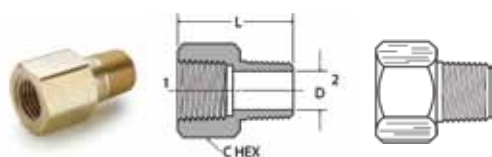
Male Branch Tee

Pipe Thread	L	M	N	Flow Dia. D	Part Number
inch	inch	inch	inch	inch	
1/8	1.06	.53	.66	.220	10297
1/4	1.52	.76	.91	.314	10497
3/8	1.68	.84	.97	.440	10697
1/2	2.18	1.09	1.25	.564	10897
3/4	2.32	1.16	1.38	.752	10997



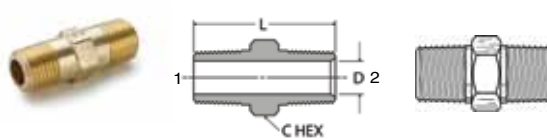
Adapter NPTF Male BSPT

NPTF 1	BSPT 2	C Hex	L	Flow Dia. D	Part Number
inch	inch	inch	inch	inch	
1/8	1/8	9/16	0.93	.220	Q0280
1/4	1/4	3/4	1.35	.310	Q0480
3/8	3/8	7/8	1.35	.440	Q0680
1/2	1/2	1-1/16	1.76	.560	Q0880



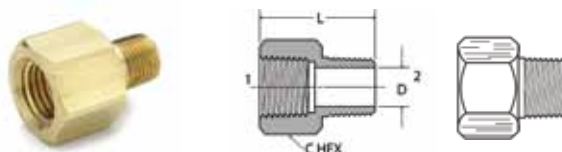
Hex Nipple NPTF/BSPT

NPTF 1	BSPT 2	C Hex	L	Flow Dia. D	Part Number
inch	inch	inch	inch	inch	
1/8	1/8	7/16	1.07	.220	Q0283
1/4	1/4	9/16	1.58	.310	Q0483
3/8	3/8	11/16	1.61	.440	Q0683
1/2	1/2	7/8	2.01	.560	Q0883



Adapter

1 Pipe Thread	2 Pipe Thread	C Hex	L	Flow Dia. D	Part Number
inch	inch	inch	inch	inch	
1/8	1/8	9/16	0.88	.220	10280
1/4	1/8	3/4	1.06	.220	10481
1/4	1/4	3/4	1.25	.314	10480
3/8	1/8	7/8	1.10	.220	10672
3/8	1/4	7/8	1.25	.314	10681
3/8	3/8	7/8	1.25	.440	10680
1/2	1/4	1	1.47	.314	10872
1/2	3/8	1-1/16	1.47	.440	10881
1/2	1/2	1-1/16	1.66	.564	10880
3/4	3/8	1-3/8	1.50	.440	10972
3/4	3/4	1-3/8	1.69	.752	10980
3/4	1/2	1-3/8	1.69	.564	10981



TUBING

FITTINGS

BALL VALVES

FILTER, REGULATOR & LUBRICATOR

HOSE

COUPLERS

BLOW GUN/ACCESS.

TECHNICAL

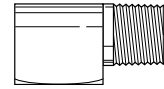
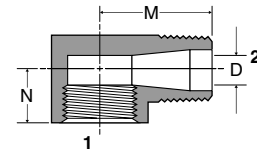
90° Street Elbow

1 Pipe Thread	2 Pipe Thread	M	N	Flow Dia. D	Part Number
inch	inch	inch	inch	inch	
1/8	1/8	.66	.48	.22	10286
1/8	1/8	.66	.48	.22	10286A*
1/4	1/8	.72	.45	.23	10487
1/4	1/4	.91	.72	.31	10486*
1/4	1/4	.91	.72	.31	10486A*
1/4	3/8	.97	.78	.43	10496
3/8	3/8	.98	.54	.41	10686
3/8	3/8	.97	.78	.43	10686
3/8	3/8	.97	.78	.43	10686A*
1/2	1/2	1.25	1.03	.56	10886
3/4	3/4	1.39	1.10	.75	10986

*Meets SAE Dimensions

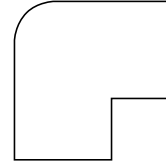
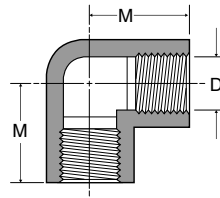


2202P



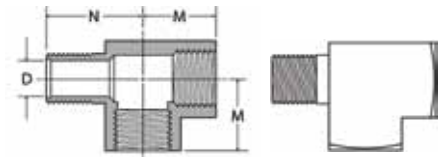
90° Union Elbow

Pipe Thread	M	Flow Dia. D	Part Number
inch	inch	inch	
1/8	.55	.339	10288
1/4	.78	.441	10488
3/8	.84	.571	10688
1/2	1.07	.703	10888



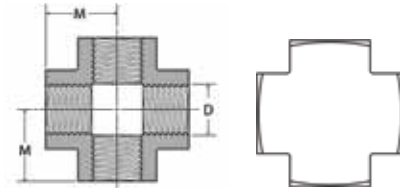
Street Tee

Pipe Thread	M	N	Flow Dia. D	Part Number
inch	inch	inch	inch	
1/8	.53	.66	.220	10298
1/4	.76	.91	.314	10498
3/8	.84	.98	.440	10698
1/2	1.07	1.26	.564	10898
3/4	1.14	1.38	.752	10998



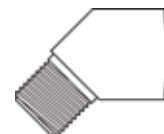
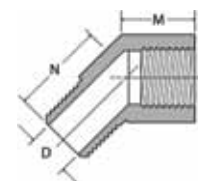
Cross

Pipe Thread	M	Flow Dia. D	Part Number
inch	inch	inch	
1/8	.53	.339	10290
1/4	.75	.441	10490
3/8	.81	.571	10690
1/2	1.07	.703	10890
3/4	1.14	.906	10990



45° Street Elbow

Pipe Thread	M	N	Flow Dia. D	Part Number
inch	inch	inch	inch	
1/8	.38	.50	.220	10291
1/4	.54	.70	.314	10491
3/8	.56	.78	.440	10691
1/2	.73	1.00	.564	10891



Mufflers & Filters

Silencer Mufflers (Aluminium Body)

Unique design provides a superior noise reduction to O.S.H.A. standard with minimum effect on air efficiency. Aluminium body and screen element resists rust, corrosion and melting.

Specifications

- Pressure Rating - 300 PSI maximum
- Temperature Range - +40°F up to +160°F
- Meets O.S.H.A. Standards

Silencer Muffler

Pipe Size	Overall Length	Diameter	Appx. Weight	Part Number
inch	inch	inch	lbs.	
1/8	2-1/8	13/16	.07	80510
1/4	2-1/4	13/16	.07	80520
3/8	3-7/16	1-1/4	.17	80530
1/2	3-9/16	1-1/4	.17	80540
3/4	4-11/16	1-1/2	.29	80560



Sintered Bronze Muffler-Filter

Compact design effectively diffuses air and muffles noise from valve exhaust ports. Noise reduction meets O.S.H.A. standards. Muffler filters also protect valves, airtools and air components from dirt and other foreign matter. Standard 40 micron element.

Specifications

- Pressure Rating - 300 PSI maximum
- Temperature Range - +40°F up to +300°F
- Meets O.S.H.A. Standards

Sintered Bronze Muffler-Filter

Pipe Size	Overall Length	Diameter	Appx. Weight	Part Number
inch	inch	inch	lbs.	
10-32*	21/32	5/16	.01	80600
1/8	7/8	7/16	.02	80610
1/4	1-1/4	9/16	.04	80620
3/8	1-1/2	11/16	.16	80630
1/2	1-7/8	7/8	.10	80640
3/4	2-1/4	1-1/16	.18	80660

* Furnished with gasket



Muffler Speed Controls

Provides dual job of metering exhaust air to control cylinder or tool speed and muffles noise to meet O.S.H.A. standards. These filters are capable of a wide range of flow settings and are equipped with lock nuts to maintain setting. Standard 40 micron element.

Muffler Speed Controls

Pipe Size	Overall Length	Diameter	Appx. Weight	Part Number
inch	inch	inch	lbs.	
1/8	29/32	1-5/16	.07	80210
1/4	1-3/16	1-9/16	.09	80220
3/8	1-1/4	1-5/8	.14	80230
1/2	1-17/32	2	.25	80240
3/4	1-3/4	2-3/8	.42	80260

Specifications

- Pressure Rating - 300 PSI maximum
- Temperature Range - +40°F up to +300°F
- Meets O.S.H.A. Standards



Breather Vents - Low Profile

Low profile vents have many applications for vacuum relief or pressure equalization on gear boxes, oil tanks or reservoirs. Also for single acting cylinder ports. 40 micron standard element.

Breather Vents - Low Profile

Pipe Size	Overall Length	Hex	Appx. Weight	Part Number
inch	inch	inch	lbs.	
1/8	7/16	7/16	.01	80310
1/4	5/8	9/16	.02	80320
3/8	3/4	11/16	.04	80330
1/2	7/8	7/8	.06	80340

Specifications

- Pressure Rating - 150 PSI maximum
- Temperature Range - +40°F up to +300°F



Breather Vents

Designed for the protection of small air tools such as impact wrenches, nut runners and screw drivers. Will effectively reduce downtime and prevent costly repairs in addition to expanding their life. May be used for fluids such as oil or gasoline. 40 micron standard element for minimum back pressure.

Breather Vents

Pipe Size	Overall Length	Hex	Appx. Weight	Part Number
inch	inch	inch	lbs.	
1/8	2-3/16	3/4	1.25	80410
1/4	2-5/16	3/4	1.25	80420
3/8	3-1/4	1-1/2	7.40	80430
1/2	3-1/4	1-1/2	7.40	80440

Specifications

- Pressure Rating - 500 PSI maximum
- Temperature Range - +40°F up to +200°F



Ball Valves

A. Safety Exhaust

B. Standard Valve



TECHNICAL

BLOW GUN/ACCESS.

COUPLERS

HOSE

FILTER, REGULATOR
& LUBRICATOR

BALL VALVES

FITTINGS

TUBING

Ball Valves

Nycoil's forged body ball valve provides extended service life and resists failure caused by severe temperature applications. Optimum flow design assures maximum system efficiency. Highly inert PTFE seats and seals provide resistance to chemical corrosion. Nycoil also provides a blow-out proof stem, chrome plated brass ball and a specially designed handle enabling increased turning leverage for ease of opening and closing. Nycoil's ball valve can be readily identified assuring high quality engineering and reliability. This economical ball valve is available in female pipe sizes. Nycoil's ball valve bodies are machined from high quality CA 377 forgings.

Nycoil's industrial ball valve product line is intended for general purpose use. Please be aware that ball valves are intended for use in the fully open or closed positions. Depending on application conditions, throttling of the valve may result in premature seal failure and/or inability to turn the valve handle.

For use as fuel line shutoffs for gasoline and diesel powered over the highway, off highway, and construction equipment vehicles. Water and air service lines on capital equipment and plant design plumbing that require total shutoff capability.

MATERIAL	PN 80100, 80120 & 80160	ALL OTHER BALL VALVES
Body	Brass, Forged	Brass, Forged
Stem	Brass	Brass
End Caps	Brass, Forged	Barstock
Handle	Steel, Dacromet Finish, Vinyl Grip	Zinc Plating, Chromate Finish, Vinyl Grip
Stem Seal	Reinforced PTFE	Reinforced PTFE
Thrust Washer	Virgin PTFE	Virgin PTFE
Ball	Chrome Plated Brass	Chrome Plated Brass
Ball Seats	Reinforced PTFE	Reinforced PTFE

MV608



MV609



Valve Body:	Brass Chrome Plated
Ball:	Brass Chrome Plated
Seats/Seals:	PTFE
Stem Seal:	Fluorocarbon
Handle:	Polyamide

Safety Exhaust with Lockout Handles

O.S.H.A. APPROVED



Specifications

- Pressure Rating - 250 PSI air
- Temperature Range - 0°F up to +350°F
- All valves except 3/4" and 1" are two piece, full port valve with threaded ends. 3/4" and 1" are standard port.
- Handle: Tamper proof lockout feature locks in open or closed position.
- Exhaust port is tapped 10-32 UNF thread for mounting mufflers or to direct air.
- Complies with O.S.H.A. Standard 1910.147

How It Works

When the handle is in the off position, the exhaust vents residual air on the downstream side of the valve. This ensures that air powered equipment is safe to service.

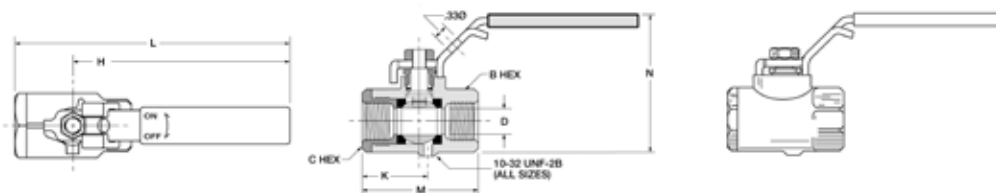


Vented Lock-Out

Pipe Thread	B Hex	C Hex	K	H	L	M	N	D Flow	Part Number
inch	inch	inch	inch	inch	inch	inch	inch	Ø	
1/4	15/16	15/16	1.11	3.96	4.90	2.03	2.47	.375	80021
3/8	15/16	15/16	1.11	3.96	4.90	2.03	2.47	.375	80031
1/2*	1-1/16	1-1/16	1.23	3.96	5.00	2.20	2.58	.500	80041
3/4**	1-1/4	1-5/16	1.45	3.96	5.25	2.42	2.81	.685	80061
1**	1-1/2	1-9/16	1.58	3.96	5.34	2.75	3.08	.875	80081

* PTF special short. ** PTF special extra short.

For use with 5/16" Ø shank lock; .330



Standard Valve

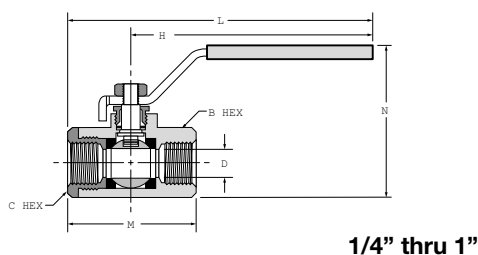


Specifications

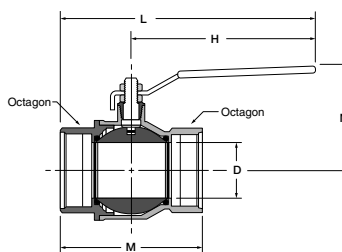
- Pressure Rating - 600 PSI CWP
150 PSI WSP
- Temperature Range - 0°F up to +350°F
- All valves except 3/4" and 1" are two piece, full port valve with threaded ends. 3/4" and 1" are standard port.

Standard Valve

Pipe Thread	B Hex	C Hex	H	L	M	N	D Flow	Part Number
inch	inch	inch	inch	inch	inch	inch	Ø	
1/4	15/16	15/16	3.96	4.90	2.03	2.47	.375	80020
3/8	15/16	15/16	3.96	4.90	2.03	2.47	.375	80030
1/2*	1-1/16	1-1/16	3.96	5.00	2.20	2.58	.500	80040
3/4**	1-1/4	1-5/16	3.96	5.25	2.42	2.81	.685	80060
1**	1-1/2	1-9/16	3.96	5.34	2.75	3.08	.875	80080
1-1/4	1-15/16	1-15/16	6.22	8.05	3.66	4.04	1.180	80100
1-1/2	2-1/8	2-1/8	6.22	8.23	4.02	4.52	1.500	80120
2	2-11/16	2-11/16	6.22	8.60	4.76	5.07	1.890	80160



1/4" thru 1"



1-1/4" thru 2"



TUBING
FITTINGS
BALL VALVES
FILTER, REGULATOR & LUBRICATOR
HOSE
COUPLERS
BLOW GUN/ACCESS.
TECHNICAL

TECHNICAL	BLOW GUN/ACCESS.	COUPLERS	HOSE	FILTER, REGULATOR & LUBRICATOR	BALL VALVES	FITTINGS	TUBING
-----------	------------------	----------	------	--------------------------------	--------------------	----------	--------

Filter-Regulator- Lubricator

A. Filters

Standard
Main Air Line

B. Regulators

C. Lubricators

D. Combinations

Piggyback Style Combo FRL's
Standard Combo FRL's

E. Drop Leg Auto Drains

F. Accessories

Mounting Brackets
Pressure Gauges
Shut-Off Valves
Pressure Switches
Replacement Parts



TUBING

FITTINGS

BALL VALVES

FILTER, REGULATOR
& LUBRICATOR

HOSE

COUPLERS

BLOW GUN/ACCESS.

TECHNICAL

Filters, Regulators & Lubricators

Since its beginning in 1958, Nycoil has made several technological advances for the pneumatic industry. In addition to inventing the Nylon Self-Storing Air Hose, we've made significant contributions to the advancement of Pneumatic Push-To-Connect Fittings. Our Nylon and Polyurethane Tubing have set the industry standard to a level that has become unanimously accepted around the world. We are continually advancing our technology and enhancing our manufacturing capabilities.

The Filters, Regulators and Lubricators in this catalog are the result of our vast network of global manufacturing affiliations. Today, in order to develop the best engineered, high quality products at the "right" price that the market demands, manufacturers must draw from international experience and the latest technology to be successful. Nycoil/SQW brand of FRL's are the perfect example of this worldwide affiliation. This proves that the availability of a well engineered and high quality product for the "right" price can be a reality.

A standard feature is the bayonet type bowl-locking system along with metal guards used on our Filters and Lubricators. Although this system is far more expensive than most others, its value cannot be measured since it truly protects the user in the unlikely event of bowl failure. All of the filter and lubricator bowls are molded in house and are made from 100% prime Polycarbonate raw material to assure their structural integrity, making failure a remote possibility. The molding machines and the process controls are all state of the art and the final product is 100% inspected. This is why we can confidently offer a five (5) year free bowl replacement warranty in case of failure*. Most of the body components are made from die cast Aluminium and go through a rigorous and extensive treatment process to combat inherent metal porosity. From casting, to machining, to assembly, the manufacturing process is controlled and the finished product is 100% inspected for leakage and function.

These FRL's feature a modular concept that utilizes spacers and brackets to make mounting and connecting various units quick and easy. Each of the different Series are designed this way and all offer accessories, such as shut-off valves and pressure switches, that are modular as well. The components are available in four "body sizes" and eight different port sizes to provide the most economical solution for every application requirement. The Regulators provide one of the lowest drifts to assure consistent and accurate pressure control and are among the most durable in the industry. In addition, all Regulators feature non-rising adjustment knobs that can be locked in place to hold the pressure setting. The Lubricators are designed to have a low pressure drop, yet a totally proportional lubricant delivery over a wide range of operating criteria. Combination units are fully assembled with modular connecting parts and mounting brackets. Units that are equipped with Automatic Drains are also available as assembled "FR and Lubricator" combination as well as "FRL's".



Once again Nycoil has responded to market demands with new high performance products, which further proves our commitment and dedication to our customers!

*As with all Polycarbonate materials, failures are exempted if synthetic lubricants are used.

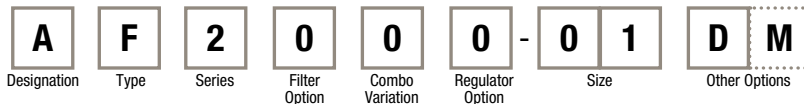
Product Features

- All Aluminium die cast bodies*
- Brass and thermoplastic internal components
- Integrated bowl and steel bowl guard with bayonet locking system
- Polycarbonate bowl and steel bowl guard on 3000, 4000 & 5000 series
- All series are equipped with bronze filter elements that can be cleaned and reused — no replacement parts are needed
- Convenient push button drain provided on filters
- Quick and easy to assemble and mount
- Combination units are equipped with mounting brackets
- Non-rising and locking adjustment knob on regulators maintain desired pressure setting even under high vibration conditions
- Low pressure drop lubricators feature lubricant delivery rate proportional to air flow
- Mounting hardware available for individual units
- 4 body and 6 port sizes up to 1" NPT

*Series 2000 units have zinc bodies



Modular Units Part Numbering Structure



Designation Type	Type	Series	Filter Option	Combo Variation	Regulator Option	Size	Other Options
A = NPT	F = Filter R = Regulator L = Lubricator W = Filter/Regulator C = Combinations	2 = 1/4 3 = 3/8 4 = 1/2 5 = 3/4	O = Standard F = Fine Element X = Course Element	0 = STD F+R+L Combo 1 = FR Combo w/Lubricator	0 = STD L = Low Pressure	01 = 1/8" 02 = 1/4" 03 = 3/8" 04 = 1/2" 06 = 3/4" 10 = 1"	D = Internal Drain M = Metal Bowl DM = Drain & Metal Bowl

- Combination units are available with Standard Components only. See Catalog Pages for selections.
- The Part Number System example above shows a Standard Filter with Automatic Drain.
- In the above example, if the second character is a "C", the unit would be a F+R+L Combination.
- In the above example, if the second character is a "C" and the fifth character is a "1", the unit would be a F+R Combo with Lubricator.
- Combination sets with optional Filter and or Regulator variations to be assembled with the available mounting hardware by the user.

Filters

Series AF2000, 3000, 4000, 5000 - Modular Air Filter



Specifications

Max. Supply Pressure	220 PSI
Max. Operating Pressure	145 PSI
Ambient and Media Temperature	40°F - 140°F
Filtration*	25 µm
Bowl Material**	Polycarbonate
Metal Bowl Guard***	Steel

*Option: 5 micron filter element = F 50 micron filter element = X
When ordering filters with 5 micron "Fine Element" substitute the 4th position "0" with "F" Example: AF2F00-01

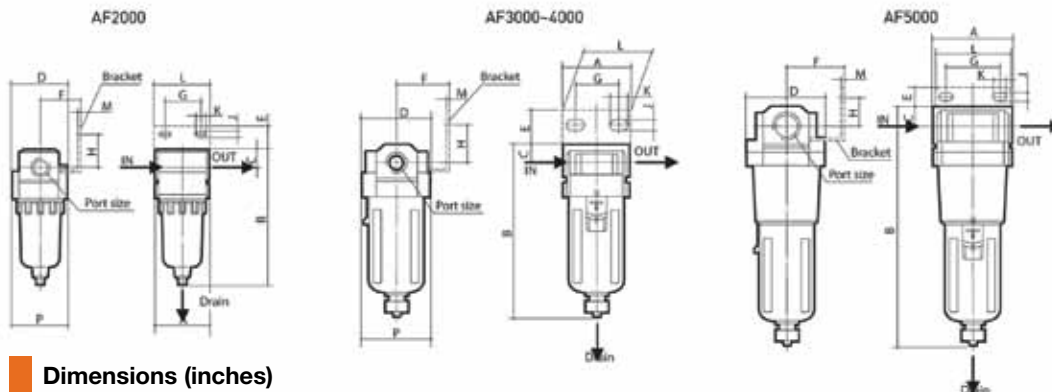
When ordering filters with 50 micron "Coarse Element" substitute the 4th position "0" with "X" Example: AF2X00-01

**Option: Metal Bowl is available on all series. When ordering filters with Metal Bowls and "M" suffix to the end of the part number. Example: AF2000-01M, AF2000-01DM

***No Guard on AF2000

Modular Air Filter Ordering Information

Model		Specifications				Accessories			
Manual P/N	Auto Drain P/N	Max. Flow Rate	Port Size	Bowl Capacity	Weight	Bracket	Filter Element	Bowl Assembly	
		CFM*	NPT	Ounces	Lbs.			Manual	Auto
AF2000-01	AF2000-01D	26.5	1/8	8.31	0.42	B240	11294-25B	C200F	C200FD
AF2000-02	AF2000-02D	26.5	1/4	8.31	0.42	B240	11294-25B	C200F	C200FD
AF3000-02	AF3000-02D	53	1/4	11.1	0.64	B340	111511-25B	C300F	C300FD
AF3000-03	AF3000-03D	53	3/8	11.1	0.64	B340	111511-25B	C300F	C300FD
AF4000-04	AF4000-04D	140	1/2	25	1.21	B440	11104-25B	C400F	C400FD
AF4000-06	AF4000-06D	212	3/4	25	1.28	B540	11104-25B	C400F	C400FD
AF5000-06	AF5000-06D	247	3/4	72	2.38	B640	11173-25B	C400F	C400FD
AF5000-10	AF5000-10D	247	1	72	2.38	B640	11173-25B	C400F	C400FD

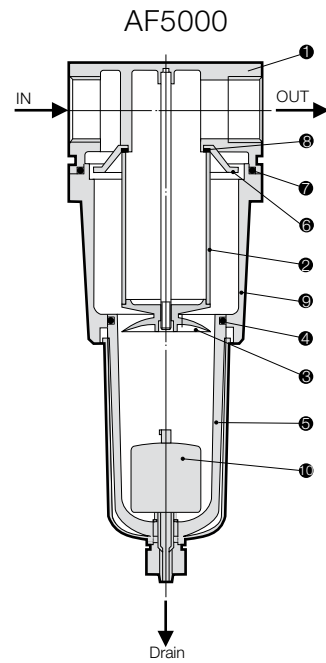
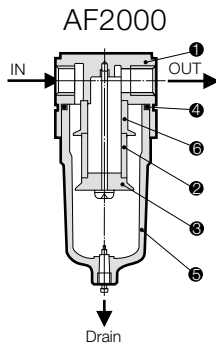
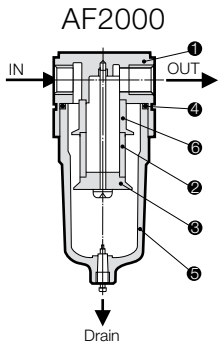


Dimensions (inches)

Model	P, A Port (NPT)	R Port (NPT)	A	B	C	D	E	F
VHS2000-01	1/8	-	1.57	2.20	1.42	1.10	0.87	0.98
VHS2000-02	1/4	-	1.57	2.20	1.42	1.10	0.87	0.98
VHS3000-02	1/4	1/4	2.09	2.91	1.77	1.89	1.10	1.18
VHS3000-03	3/8	1/4	2.09	2.91	1.77	1.89	1.10	1.18
VHL3000-03	3/8	-	2.09	3.15	2.15	1.68	1.10	1.03
VHS4000-04	1/2	3/8	2.76	3.15	1.89	2.13	1.42	1.18

*VHS2000-01, VHS2000-02, and VHL3000-03 do not have gauge ports.

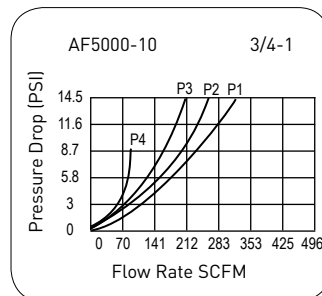
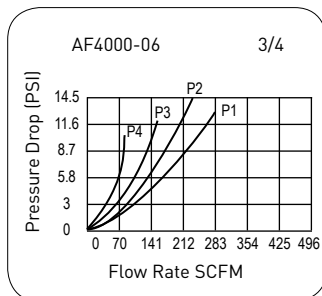
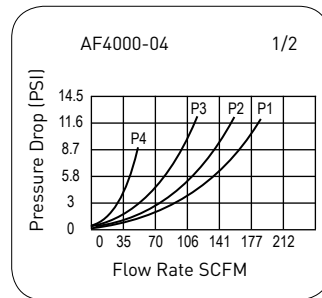
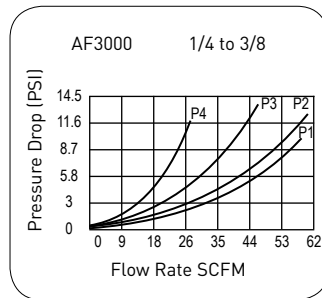
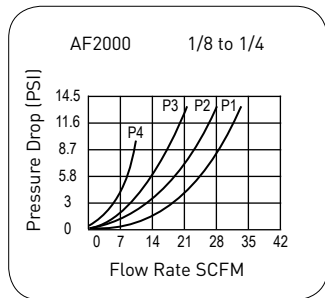
*VHL3000-03 has a locking hole.



CONSTRUCTION MATERIAL & PARTS LIST		
NO.	COMPONENT	MATERIAL
1	Body	Aluminium Die Casting
2	Filter Element	Bronze
3	Baffle	ABS
4	O-Ring	Buna-N
5	Bowl Assembly	Polycarbonate (with Steel Bowl Guard)
6	Deflector	ABS
7	O-Ring	Buna-N
8	Packing	Buna-N
9	Housing	Aluminium Die Casting
10	Float	Polyurethane Foam

Flow Data

P1 = 100 PSI
 P2 = 73 PSI
 P3 = 44 PSI
 P4 = 15 PSI



Series AFF - Non-Modular Component - Main Air Line Filter

AFF Series filters are best suited for pre-filtering an air distribution system where the units large filtration surface assures longer filter element life and lower pressure drop. It is generally placed after the compressor and before the air distribution system.



Specifications

Max. Operating Pressure	150 PSI
Min. Operating Pressure*	7 PSI
Max. Supply Pressure	220 PSI
Ambient and Media Temperature	32°F - 140°F
Filtration	3 µm (removal rate 95%)
Element Life**	Two Years

*Line Pressure has to be 20 PSI or higher in order to operate with Auto Drain

**Replace when pressure differential reaches 15 PSI



Main Air Line Filter Ordering Information

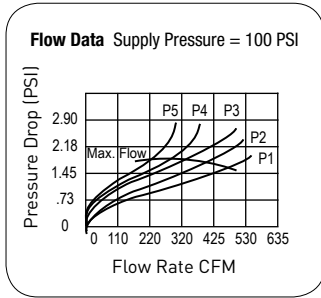
Model		Specifications			Spare Parts		
Manual P/N	Auto Drain P/N	Max. Flow Rate	Port Size	Weight	Bowl Assembly		Filter Element Assembly
		CFM	NPT	Lbs.	Manual	Auto	
AFF37B-14	AFF37B-14D	212	1-1/2	10	C400F	C400FD	AFF-EL37B
AFF75B-20	AFF75B-20D	425	2	11			AFF-EL75B



**BRONZE SINTERED
ELEMENTS
100% INSPECTED
FOR LEAKAGE
& FUNCTION**

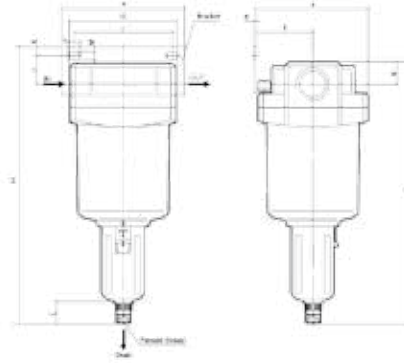


Flow Data Supply Pressure = 100 PSI



2" NPT Unit has approximately 50% greater flow

P1 = 130 PSI
 P2 = 100 PSI
 P3 = 70 PSI
 P4 = 45 PSI
 P5 = 15 PSI



Dimensions (inches)

Model	Port Size NPT	A	B	C	D	E	F	G	H	J	K	L	M	N	P
AFF37B-14 (D)	1-1/2	14.69	1.26	1.34	6.3	3.35	6.3	15.55	5.91	1.57	0.59	0.79	0.43	7.09	0.16
AFF75B-20 (D)	2	15.47	1.65	1.34	6.3	3.35	6.3	15.55	5.91	1.57	0.59	0.79	0.43	7.09	0.16



**BAYONET TYPE
 BOWL-LOCKING
 SYSTEM
 WITH METAL
 GUARDS**



TUBING

FITTINGS

BALL VALVES

FILTER, REGULATOR & LUBRICATOR

HOSE

COUPLERS

BLOW GUN/ACCESS.

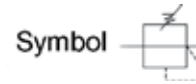
TECHNICAL

Regulators

Series AR2000, 3000, 4000, 5000 - Modular Air Pressure Regulator

Specifications

Max. Supply Pressure	220 PSI
Max. Operating Pressure	145 PSI
Regulating Range*	5 PSI - 120 PSI
Ambient and Media Temperature	40°F - 140°F
Construction	Relieving Type

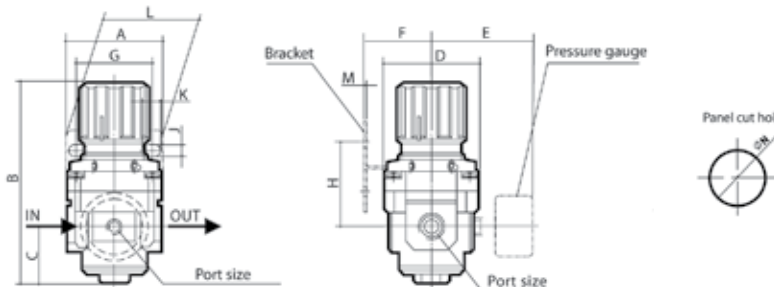


*Option: Low Pressure Regulating range: 5 - 35 PSI = L
 When ordering Regulators with 5-35 PSI "Low Pressure Range" substitute the 6th position "0" with "L" Example: AR200L-01

Modular Air Pressure Regulator Ordering Information

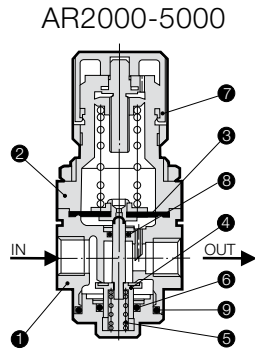
Model	Specifications				Accessories		
	Max. Flow Rate	Port Size	Gauge Port	Weight	Optional Pressure Gauge	Bracket	Diaphragm Assembly
Manual P/N	CFM*	NPT	NPT	Lbs.			
AR2000-01	20	1/8	1/8	0.6	G36-10-01	B220	1349161A
AR2000-02	20	1/4		0.6		B220	
AR3000-02	90	1/4		0.9		B320	
AR3000-03	90	3/8		0.9		B320	
AR4000-04	212	1/2	1/4	1.9	G46-10-02	B420	131614A
AR4000-06	212	3/4		2.1		B420	
AR5000-06	280	3/4		2.6		B420	
AR5000-10	280	1		2.6		B420	

Test Conditions: Supply Pressure - 100 PSI, Setting Pressure - 70 PSI



Dimensions (inches)

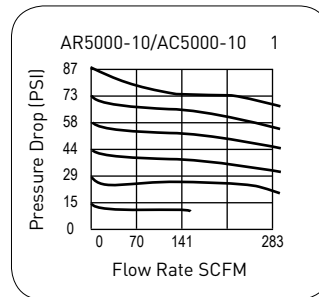
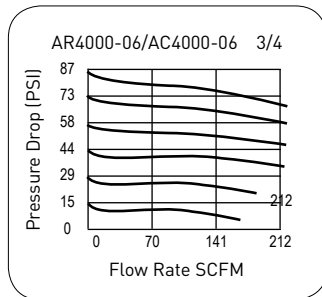
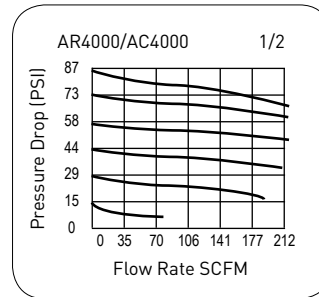
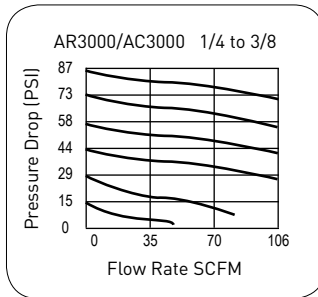
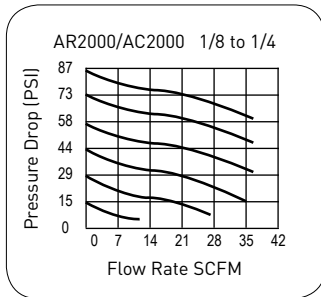
Model	Port Size NPT	A	B	C	D	E	F	G	H	J	K	L	M	N
AR2000	1/8 - 1/4	1.57	3.74	0.67	1.57	2.24	1.18	1.34	1.77	0.21	0.61	2.17	0.09	1.32
AR3000	1/4 - 3/8	2.10	5.02	1.38	2.10	2.39	1.61	1.57	1.81	0.26	0.31	2.09	0.09	1.67
AR4000-04	1/2	2.76	5.89	1.48	2.76	2.58	1.97	2.13	2.13	0.33	0.41	2.76	0.09	2.07
AR4000-06	3/4	2.95	6.08	1.59	2.76	2.74	1.97	2.13	2.20	0.33	0.41	2.76	0.09	2.07
AR5000	3/4 - 1	3.54	6.61	1.89	3.54	2.97	2.76	2.60	2.59	0.43	0.51	3.54	0.13	2.07



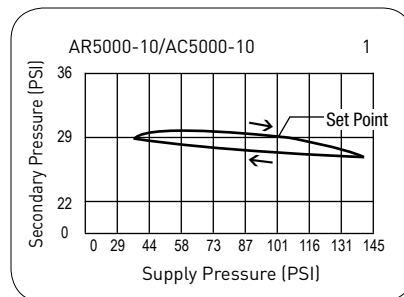
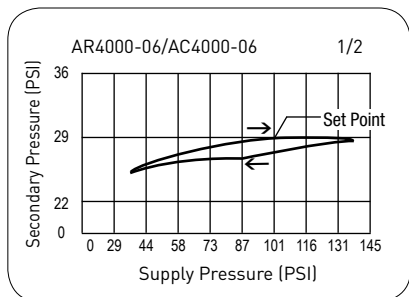
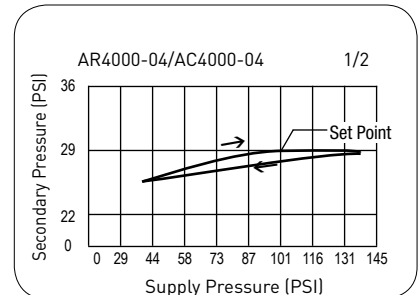
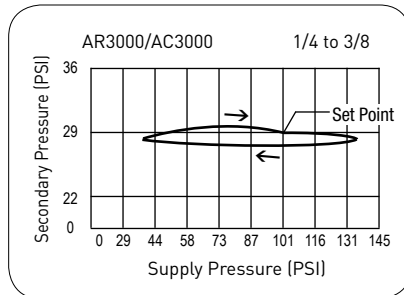
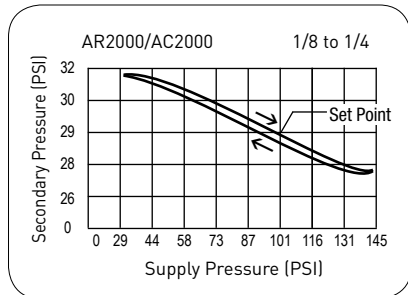
CONSTRUCTION MATERIAL & PARTS LIST

NO.	COMPONENT	MATERIAL
1	Body AR2000/AC2000	Zinc Die Casting
	AR3000,/AC3000, AR4000, AR5000, AC4000, AC5000	Aluminium Die Casting
2	Bonnet AR2000/AC2000, AR3000/AC3000	Reinforced Nylon
	AR4000/AC4000, AR5000/AC5000	Aluminium Die Casting
3	Diaphragm Assembly	Buna-N
4	Valve Assembly	Brass & Buna-N
5	Valve Spring	Stainless Steel
6	Valve O-Ring	Buna-N
7	Knob	Reinforced Nylon
8	O-Ring	Buna-N
9	O-Ring	Buna-N

Flow Data Supply Pressure = 100 PSI



Pressure Data Supply Pressure = 100 PSI Secondary Pressure = 29 PSI Flow Rate = .7 SCFM



Lubricators

Series AL2000, 3000, 4000, 5000 - Modular Air Line Lubricator



Specifications

Max. Supply Pressure	220 PSI
Max. Operating Pressure	145 PSI
Ambient and Media Temperature	40°F - 140°F
Recommended Oil	5-10 Wgt Hydraulic Oil
Bowl Material*	Polycarbonate
Metal Bowl Guard**	Steel

*Option: "Use Metal Bowl if Synthetic Oils are present." Metal Bowl is available on all series. When ordering lubricators with Metal Bowls and "M" suffix to the end of the part number.

Example: AL2000-01M

**No Guard on AL2000

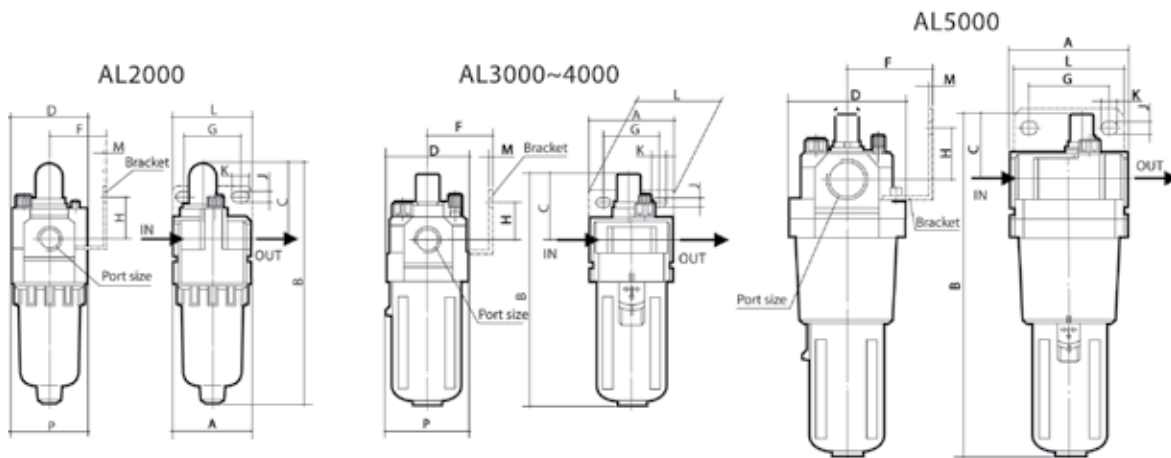
Modular Air Line Lubricator Ordering Information

Model	Specifications					Accessories	Spare Parts	
	Min. Operating Flow	Max. Operating Flow	Port Size	Bowl Capacity	Weight		Bracket	Bowl Assembly Manual
Manual P/N	CFM	CFM	NPT	Cubic Inch	Lbs.			
AL2000-01	0.53	28	1/8	1.5	0.5	B240	C200L	12316
AL2000-02	0.53	28	1/4	1.5	0.5	B240	C200L	
AL3000-02	1.1	60	1/4	3	0.7	B340	C300L	12155A
AL3000-03	1.4	60	3/8	3	0.7	B340	C300L	
AL4000-04	1.8	175	1/2	7.9	1.2	B440	C400L	
AL4000-06	1.8	225	3/4	7.9	1.3	B540	C400L	
AL5000-06	6.7	250	3/4	7.9	2.4	B640	C400L	
AL5000-10	6.7	250	1	7.9	2.4	B640	C400L	

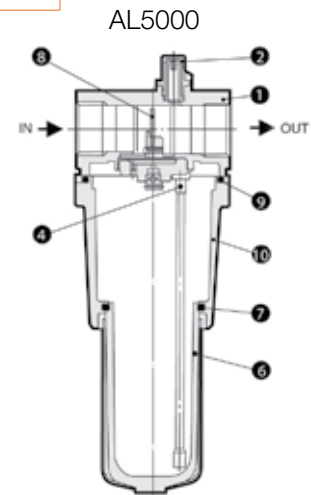
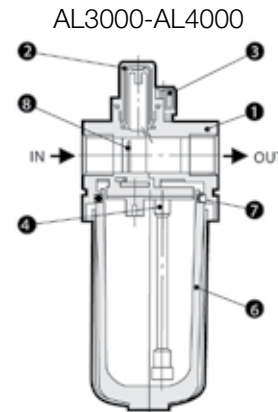
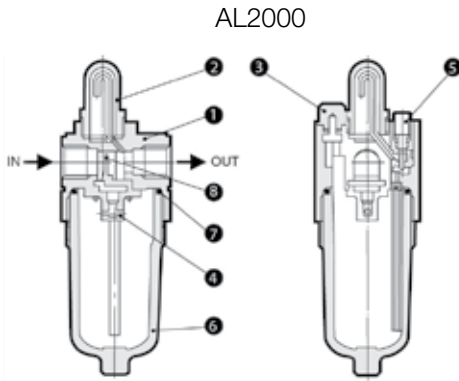


Dimensions (inches)

Model	Port Size NPT	A	B	C	D	F	G	H	J	K	L	M	P
AL2000	1/8 - 1/4	1.57	4.80	1.50	1.57	1.18	1.06	0.87	0.21	0.33	1.57	0.09	1.57
AL3000	1/4 - 3/8	2.10	5.59	1.50	2.10	1.61	1.57	0.91	0.26	0.31	2.09	0.09	2.20
AL4000-04	1/2	2.76	6.97	1.61	2.76	1.97	2.13	1.02	0.33	0.41	2.76	0.09	2.87
AL4000-06	3/4	2.95	6.97	1.54	2.76	1.97	2.13	0.98	0.33	0.41	2.76	0.09	2.87
AL5000	1	3.54	10	1.77	3.54	2.76	2.60	1.38	0.43	0.51	3.54	0.13	3.54

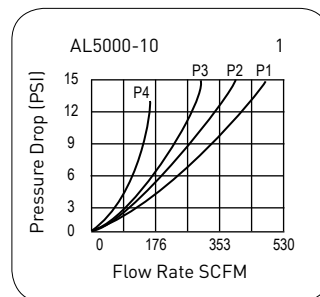
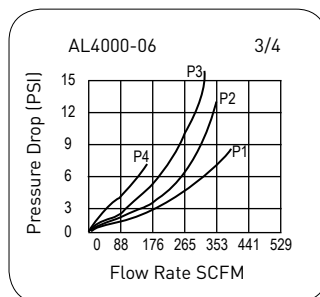
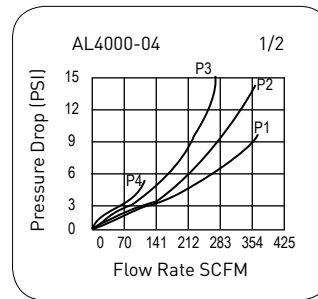
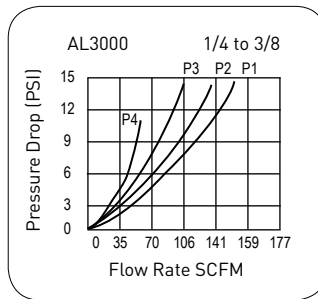
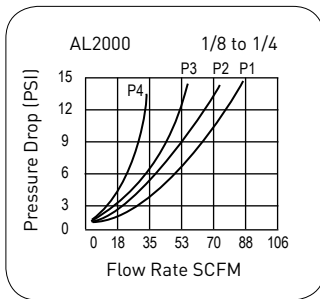


CONSTRUCTION MATERIAL & PARTS LIST		
NO.	COMPONENT	MATERIAL
1	Body AL2000	Zinc Die Casting
	AL3000, AL4000, AL5000	Aluminium Die Casting
2	Sight Dome Assembly	Polycarbonate
3	Plug Assembly	POM (Black)
4	Retainer Assembly	ABS
5	Adjusting Screw Assembly	ABS
6	Bowl Assembly	Polycarbonate (with Steel Bowl Guard)
7	Bowl O-Ring	Buna-N
8	Flow Guide	ABS
9	Housing O-Ring	Buna-N
10	Housing - AL3000, AL4000, AL5000	Aluminium Die Casting



Flow Data Supply Pressure = 100 PSI

P1 = 100 PSI
 P2 = 70 PSI
 P3 = 45 PSI
 P4 = 15 PSI



Combinations (Piggyback Style & Standard)

Series AW2000, AW3000, AW4000 - Modular Air Filter Pressure Regulator (Piggyback) Units



Specifications

Max. Supply Pressure	220 PSI
Max. Operating Pressure	145 PSI
Ambient and Media Temperature	40°F - 140°F
Filtration*	25 µm
Regulating Range**	5 PSI - 120 PSI
Bowl Material***	Polycarbonate
Metal Bowl Guard****	Steel
Regulator Construction	Relieving Type

*Option: 5 micron filter element = F 50 micron filter element = X When ordering filters with 5 micron "Fine Element" substitute the 4th position "0" with "F" Example: AW2F00-01

When ordering filters with 50 micron "Coarse Element" substitute the 4th position "0" with "X" Example: AW2X00-01

**Option: Low Pressure Regulating range: 5-35 PSI = L

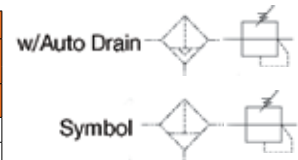
When ordering regulators with 5-35 PSI "Low Pressure Range" substitute the 6th position "0" with "L" Example: AW200L-01

***Option: Metal Bowl When ordering units with Metal Bowls add "M" suffix to the end of the part number Example: AW2000-01M, AW2F0L-01M

****No Guard on AW2000

Modular Air Filter Ordering Information

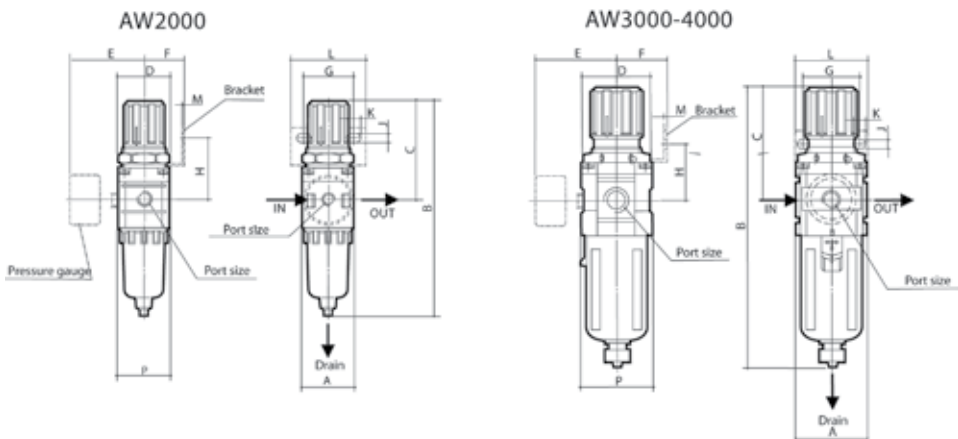
Model		Specifications				Accessories		Spare Parts		
Manual P/N	Auto Drain P/N	Max. Flow Rate	Port Size	Gauge Port	Weight	Bracket	Optional Pressure Gauge	Filter Element	Bowl Assembly	
		CFM*	NPT	NPT	Lbs.				Manual	Auto
AW2000-01	AW2000-01D	20	1/8	1/8	0.79	B220	G36-10-01	11294-25B	C200F	C200FD
AW2000-02	AW2000-02D	20	1/4	1/8	0.79	B220		11294-25B	C200F	C200FD
AW3000-02	AW3000-02D	70	1/4	1/8	1.23	B320		111511-25B	C300F	C300FD
AW3000-03	AW3000-03D	70	3/8	1/8	1.23	B320	G46-10-02	111511-25B	C300F	C300FD
AW4000-04	AW4000-04D	140	1/2	1/4	2.54	B420		11104-25B	C400F	C400FD
AW4000-06	AW4000-06D	160	3/4	1/4	2.67	B520		11104-25B	C400F	C400FD



Test Conditions: Supply Pressure - 100 PSI, Setting Pressure - 70 PSI

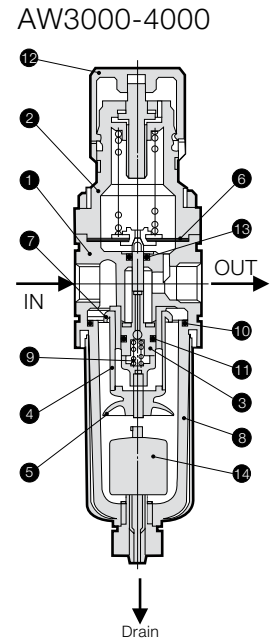
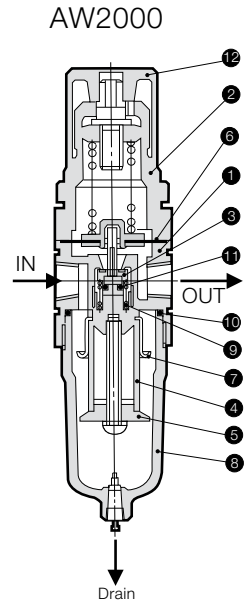
Dimensions (inches)

Model	Port Size NPT	A	B	C	D	E	F	G	H	J	K	L	M	N	P	w/Auto Drain (B)
AW2000	1/8 - 1/4	1.57	6.48	3.07	1.57	2.24	1.18	1.34	1.77	0.21	0.61	2.17	0.09	1.32	1.57	7.81
AW3000	1/4 - 3/8	2.09	8.31	3.64	2.10	2.39	1.61	1.57	1.81	0.26	0.31	2.07	0.09	1.67	2.20	9.80
AW4000-04	1/2	2.76	10.31	4.41	2.76	2.74	1.97	2.13	2.13	0.33	0.41	2.76	0.09	2.07	2.87	11.87
AW4000-06	3/4	2.95	10.51	4.49	2.76	2.97	1.97	2.13	2.20	0.33	0.41	2.76	0.09	2.07	2.87	12.05

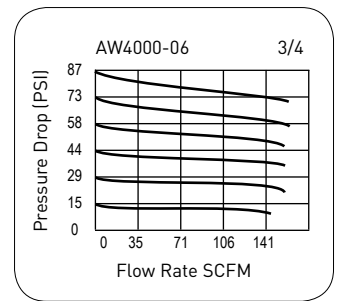
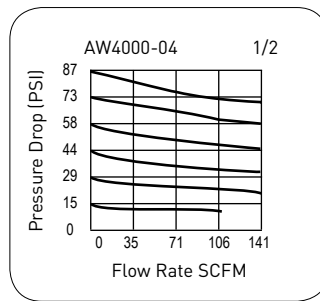
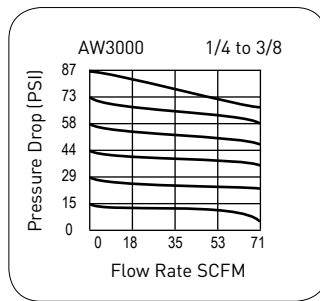
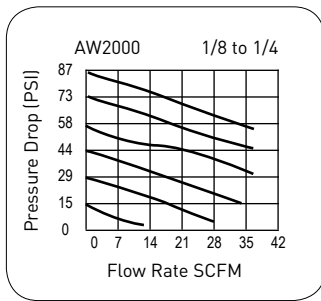


CONSTRUCTION MATERIAL & PARTS LIST

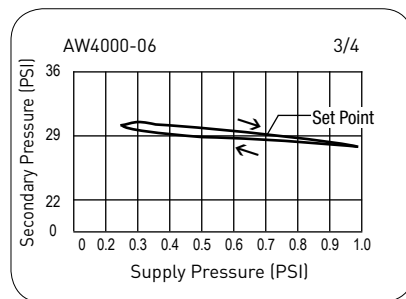
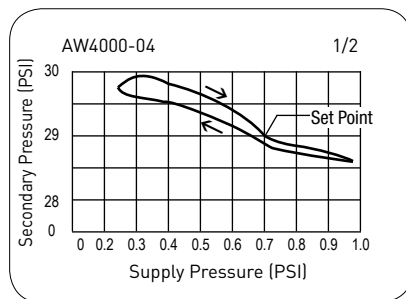
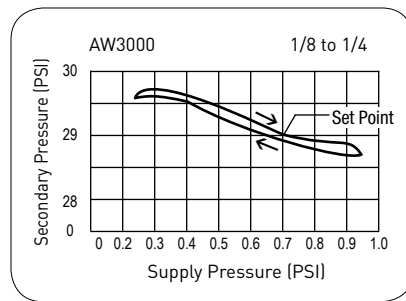
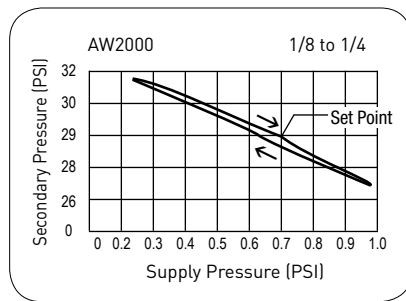
NO.	COMPONENT	MATERIAL
1	Body AW2000	Zinc Die Casting
	AW3000, AW4000, AW5000	Aluminium Die Casting
2	Bonnet AW2000, AW3000	Reinforced Nylon
	AW4000	Aluminium Die Casting
3	Valve Assembly	Brass & Buna-N
4	Filter Element	Bronze
5	Baffle	ABS
6	Diaphragm Assembly	Buna-N
7	Deflector	ABS
8	Bowl Assembly	Polycarbonate (with Steel Bowl Guard)
9	Valve Spring	Stainless Steel
10	Case O-Ring	Buna-N
11	Valve O-Ring	Buna-N
12	Knob	Reinforced Nylon
13	O-Ring	Buna-N
14	Float	Polyurethane Foam



Flow Data Supply Pressure = 100 PSI



Pressure Data Supply Pressure = 100 PSI Secondary Pressure = 29 PSI Flow Rate = .7 SCFM



Series AC2010, 3010, 4010 - Modular Filter/Regulator/Lubricator Component



Fully assembled
(complete with "T" Type Mounting Bracket)

Specifications

Max. Supply Pressure	220 PSI
Max. Operating Pressure	145 PSI
Ambient and Media Temperature	40°F - 140°F
Filtration	25 µm
Recommended Oil	5-10 Wgt Hydraulic Oil
Bowl Material	Polycarbonate
Metal Bowl Guard*	Steel
Regulating Range	5 PSI - 120 PSI
Construction/Regulator	Relieving Type

*No Guard on AC2010



Combination Sets - Component - Ordering Information

Model		Specifications							Accessories	
Manual P/N	Auto Drain P/N	Component		Max. Flow Rate	Port Size	Gauge Port	Weight	Bracket	Optional Pressure Gauge	
		Filter/Regulator P/N	Lubricator P/N	CFM*	NPT	NPT	Lbs.	(Two)		
AC2010-01	AC2010-01D	AW2000	AL2000	20	1/8	1/8	1.46	Y20T	G36-10-01	
AC2010-02	AC2010-02D	AW2000	AL2000	20	1/4	1/8	1.46	Y20T		
AC3010-02	AC3010-02D	AW3000	AL3000	60	1/4	1/8	2.16	Y30T		
AC3010-03	AC3010-03D	AW3000	AL3000	60	3/8	1/8	2.16	Y30T	G46-10-02	
AC4010-04	AC4010-04D	AW4000	AL4000	106	1/2	1/4	4.25	Y40T		
AC4010-06	AC4010-06D	AW4000	AL4000	106	3/4	1/4	4.39	Y50T		

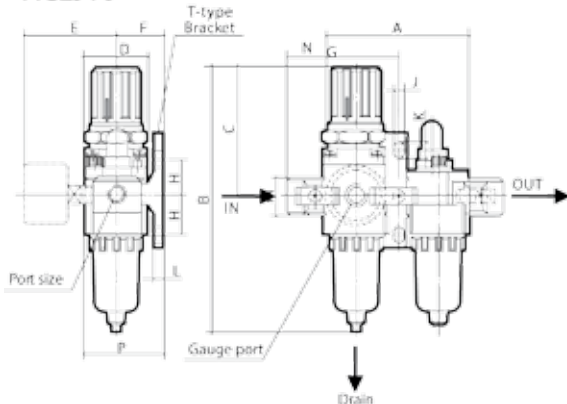
*Test Conditions: Supply Pressure - 100 PSI, Setting Pressure - 70 PSI

Dimensions (inches)

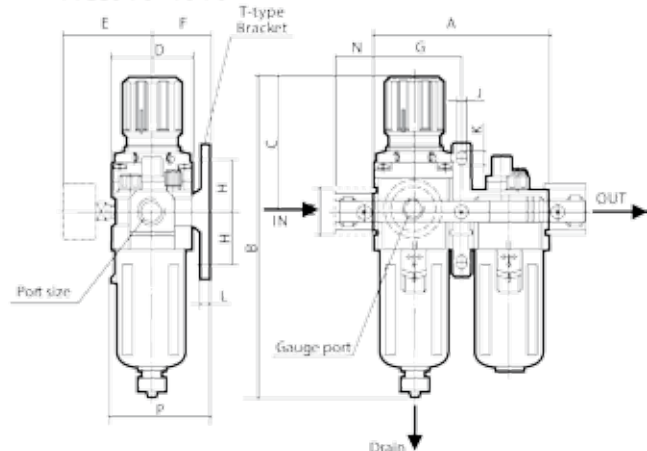
Model	Port Size NPT	A	B	C	D	E	F	G	H	J	K	L	M	N	P	w/Auto Drain (B)
AC2010	1/8 - 1/4	3.54	6.48	3.07	1.57	2.24	1.18	1.78	0.94	0.22	0.33	0.20	0.87	0.91	1.97	7.81
AC3010	1/4 - 3/8	4.61	8.31	3.64	2.09	2.39	1.61	2.30	1.38	0.28	0.43	0.28	1.35	1.02	2.78	9.80
AC4010-04	1/2	6.06	10.31	4.41	2.76	2.74	1.97	3.03	1.57	0.35	0.51	0.28	1.66	1.30	3.46	12.22
AC4010-06	3/4	6.46	10.51	4.49	2.76	2.97	1.97	3.23	1.57	0.35	0.51	0.28	1.82	1.42	3.46	12.05

NOTE: Assembled Combination Units are not available with optional filter element, non-standard pressure range or metal bowls.

AC2010



AC3010-4010



Series AC2000, 3000, 4000, 5000 - Modular Filter/Regulator/Lubricator Assembly

Specifications

Max. Supply Pressure	220 PSI
Max. Operating Pressure	145 PSI
Ambient and Media Temperature	40°F - 140°F
Filtration	25 µm
Recommended Oil	5-10 Wgt Hydraulic Oil
Bowl Material	Polycarbonate
Metal Bowl Guard*	Steel
Regulating Range	5 PSI - 120 PSI
Construction/Regulator	Relieving Type

*No Guard on AC2000



Fully assembled (complete with "L" Type Mounting Bracket (2))



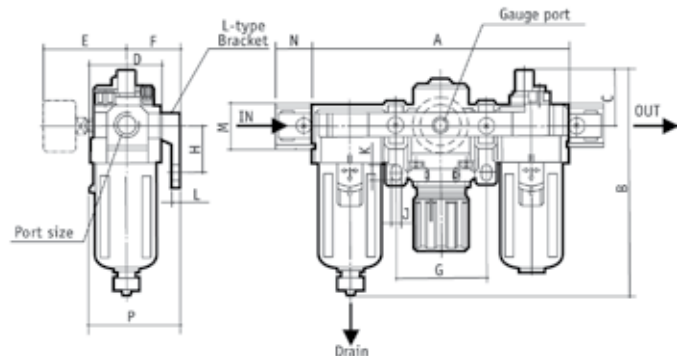
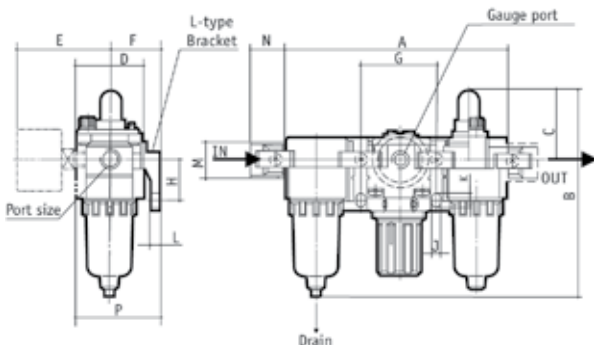
Combination Sets - Assembly - Ordering Information

Model		Specifications							Accessories	
Manual P/N	Auto Drain P/N	Component			Max. Flow Rate CFM*	Port Size NPT	Gauge Port NPT	Weight Lbs.	Bracket (Two)	Optional Pressure Gauge
		Air Filter P/N	Regulator P/N	Lubricator P/N						
AC2000-01	AC2000-01D	AF2000	AR2000	AL2000	20	1/8	1/8	1.60	Y20L	G36-10-01
AC2000-02	AC2000-02D	AF2000	AR2000	AL2000	20	1/4	1/8	1.60	Y20L	
AC3000-02	AC3000-02D	AF3000	AR3000	AL3000	70	1/4	1/8	2.60	Y30L	
AC3000-03	AC3000-03D	AF3000	AR3000	AL3000	70	3/8	1/8	2.60	Y30L	
AC4000-04	AC4000-04D	AF4000	AR4000	AL4000	140	1/2	1/4	4.70	Y40L	G46-10-02
AC4000-06	AC4000-06D	AF4000	AR4000	AL4000	160	3/4	1/4	5.50	Y50L	
AC5000-06	AC5000-06D	AF5000	AR5000	AL5000	175	3/4	1/4	8.40	Y60L	
AC5000-10	AC5000-10D	AF5000	AR5000	AL5000	175	1	1/4	8.40	Y60L	

*Test Conditions: Supply Pressure - 100 PSI, Setting Pressure - 70 PSI

Dimensions (inches)

Model	Port Size NPT	A	B	C	D	E	F	G	H	J	K	L	M	N	P	w/Auto Drain (B)
AC2000	1/8 - 1/4	5.51	4.92	1.50	1.57	2.24	1.18	1.97	0.94	0.22	0.33	0.20	0.87	0.91	1.97	6.26
AC3000	1/4 - 3/8	7.12	6.16	1.50	2.09	2.39	1.61	2.52	1.38	0.28	0.43	0.28	1.35	1.02	2.78	7.66
AC4000-04	1/2	9.37	7.54	1.61	2.76	2.58	1.97	3.31	1.57	0.35	0.51	0.28	1.66	1.30	3.46	9.07
AC4000-06	3/4	9.96	7.60	1.59	2.76	2.74	1.97	3.50	1.57	0.35	0.51	0.28	1.82	1.42	3.46	9.13
AC5000-10	1	11.81	10.69	1.89	3.54	2.97	2.76	4.13	1.97	0.47	0.63	0.39	2.17	1.57	4.53	12.22



Drop Leg Auto Drains

Series AD202 & AD402

A properly designed overhead compressed air distribution system requires “down pipes” (drop legs) to collect and drain accumulated moisture from the system. The number of “drop legs” is determined by the size of the distribution system. No matter how short the system, at least one “drop leg” is required at the end of the sloping overhead line. Condensation accumulation points should extend below the point of the compressed air source on overhead air distribution systems using drop legs for both functions. At the bottom of each “drop” some sort of drain valve should be installed. Periodic opening of the valves assures that the accumulated condensates will not flow back into the compressed air line. In order to accomplish the drainage automatically, one Automatic Drain should be installed at the bottom of each air drop.



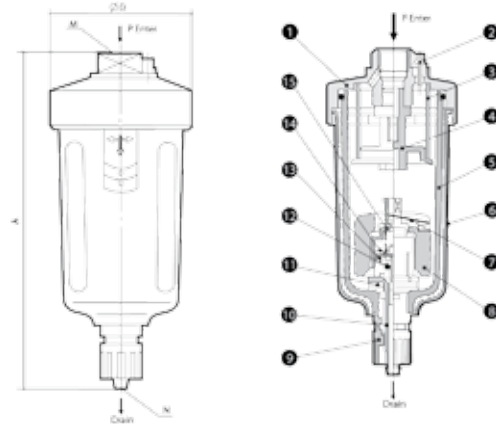
Specifications

	AD202-02	AD402-03	AD402-04
Max. Supply Pressure	220 PSI	220 PSI	220 PSI
Max. Operating Pressure	150 PSI	150 PSI	150 PSI
Ambient and Media Temperature	40°F - 140°F	40°F - 140°F	40°F - 140°F
Pressure Range	20-145 PSI	15-150 PSI	15-150 PSI
Enter Size	1/4 NPT	3/8 NPT	1/2 NPT
Drain Port	1/8 NPT	Pipe inner dia. (.236)	Pipe inner dia. (.236)
Drain Type	N.O.	N.O.	N.O.
Manual Drain	Without	With	With

Ordering Information & Dimensions (inches)

Model	A	D	MC	NC
AD202-02	6.22	2.17	1/4 NPT	1/8 NPT
AD402-03	6.69	2.83	3/8 NPT	1/8 NPT
AD402-04	6.69	2.83	1/2 NPT	1/8 NPT

Standard with Metal Bowl Guard



CONSTRUCTION MATERIAL & PARTS LIST

NO.	COMPONENT	MATERIAL
1	Body	Aluminium Die Casting
2	Relief Needle	Brass
3	Strainer	Stainless Steel Wire Mesh
4	Strainer Seat	POM
5	Bowl Assembly	Polycarbonate
6	Bowl Guard	Steel
7	Lever	Stainless Steel
8	Float	Polyurethane Foam
9	Drain Knob	POM
10	Drain Pipe	POM
11	Seal	Rubber-Plastic Composite
12	O-Ring	Buna-N
13	V-Ring	Buna-N
14	Piston	POM
15	Float Seat	POM

- Reliable maintenance free operation
- Fine stainless wire mesh inlet strainer with large surface area removes contaminants
- Internal strainer can be cleaned and reused
- All internal components are corrosion resistant materials
- Bayonet locking device permits quick “tool free” disassembly
- Long and trouble free service life

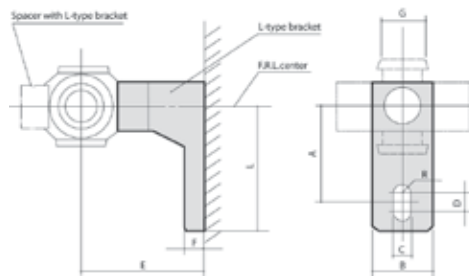
Accessories/Mounting Brackets



- **L-Type Bracket** - Use with existing Y-type Spacer and its hardware.
- **Spacer with L-Type Bracket** - is a complete accessory that includes the Y-type Spacer, O-rings and screws. It will tie two modular units together and can be used for mounting the units.
- **T-Type Bracket** - Use with existing Y-type Spacer and its hardware.
- **Spacer with T-Type Bracket** - is a complete accessory that includes the Y-type Spacer, O-rings and screws. It will tie two modular units together and can be used for mounting the units.
- **Y-Type Bracket** - Used for tying two modular components together.
- **Mounting Bracket for Regulators & Piggyback "FR" Units** - Used for mounting "R" and "W" units.
- **Mounting Bracket for Filter and/or Lubricator** - Used for mounting "F" and "L" units individually.

L-Type Bracket - Spacer with L-Type Bracket Dimensions (inches)

L-Type Bracket P/N	Spacer w/L-Type Bracket P/N	A	B	C	D	E	F	G	R	L	Applicable Model
B210L	Y20L	0.94	0.59	0.22	0.12	1.18	0.20	0.39	0.11	1.30	AC2000-01/02
B310L	Y30L	1.38	0.63	0.28	0.16	1.61	0.28	0.43	0.14	1.77	AC3000-02/03
B410L	Y40L	1.57	0.87	0.35	0.16	1.97	0.28	0.55	0.18	1.97	AC4000-04
B510L	Y50L	1.57	0.87	0.35	0.16	1.97	0.28	0.55	0.18	1.97	AC4000-06
B610L	Y60L	1.97	0.94	0.47	0.16	2.76	0.39	0.59	0.24	2.46	AC5000



TUBING

T-Type Bracket - Spacer with T-Type Bracket Dimensions (inches)

T-Type Bracket P/N	Spacer w/T-Type Bracket	A	B	C	D	E	F	G	H	R	L	Applicable Model
B210T	Y20T	0.94	0.59	0.22	0.12	1.18	0.20	0.39	1.57	0.11	1.30	AC2010-01/02
B310T	Y30T	1.38	0.63	0.28	0.16	1.61	0.28	0.43	2.76	0.14	1.77	AC3010-02/03
B410T	Y40T	1.57	0.87	0.35	0.16	1.97	0.28	0.55	3.15	0.18	1.97	AC4010-04
B510T	Y50T	1.57	0.87	0.35	0.16	1.97	0.28	0.55	3.15	0.18	1.97	AC4010-06

Y-Type Spacer (inches)

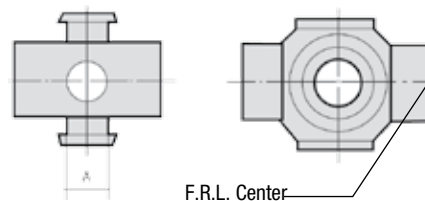
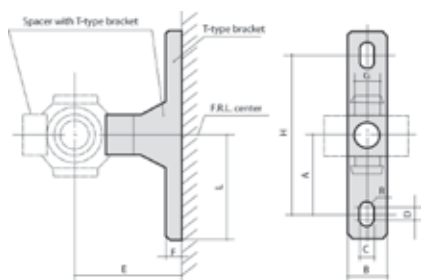
Model	A	Applicable Model
Y20	0.39	AC2000-01/02
Y30	0.43	AC3000-02/03
Y40	0.55	AC4000-04
Y50	0.55	AC4000-06
Y60	0.59	AC5000-10



Complete w/Spacer

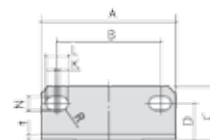
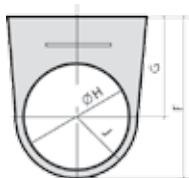


Bracket Only



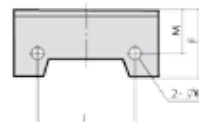
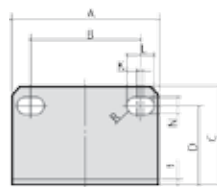
Mounting Bracket for Regulators & "Piggyback" FR Units (inches)

Model	A	B	C	D	F	G	H	J	K	L	N	R	t	Applicable Model
B220	2.17	1.34	0.98	0.75	1.97	1.18	1.32	0.79	0.39	0.61	0.21	0.11	0.09	AR2000, AW2000
B320	2.09	1.57	0.83	0.53	2.60	1.61	1.67	0.98	0.06	0.31	0.26	0.13	0.09	AR3000, AW3000
B420	2.76	2.13	1.06	0.71	3.15	1.97	2.07	1.18	0.08	0.41	0.33	0.17	0.09	AR4-5000, AW4000



Mounting Bracket for Filter and/or Lubricator (inches)

Model	A	B	C	D	F	H	J	K	L	M	N	R	t	Mounting Screw	Applicable Model
B240	1.57	1.06	1.30	1.06	0.71	0.18	1.02	0.12	0.33	0.55	0.21	0.11	0.09	M4x8 Pan Hd	AF/AL2000
B340	2.09	1.57	1.54	1.26	0.89	0.18	1.38	0.06	0.31	0.75	0.26	0.13	0.09	M4x8 SHCS	AF/AL3000
B440	2.76	2.13	1.85	1.50	1.24	0.22	1.85	0.08	0.41	0.79	0.33	0.17	0.09	M5x10 SHCS	AF/AL4000-04
B540	2.76	2.13	1.85	1.50	1.08	0.22	1.85	0.08	0.41	0.79	0.33	0.17	0.09	M5x10 SHCS	AF/AL4000-06
B640	3.54	2.60	2.52	2.05	1.69	0.26	2.56	0.08	0.51	1.18	0.43	0.22	0.13	M6x10 SHCS	AF/AL5000



FITTINGS

BALL VALVES

FILTER, REGULATOR & LUBRICATOR

HOSE

COUPLERS

BLOW GUN/ACCESS.

TECHNICAL

Accessories/Pressure Gauges

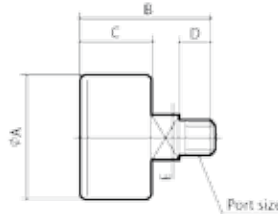
The small control orifice in these gauges maintains a steady pressure reading even in high vibration applications, making them ideal for use with air compressors or other pneumatic devices.

Pressure Gauge 0-150 PSI Calibration (inches)

Model	Scale Range	Port NPT	A	B	C	D	E	Applicable Model
G36-10-01	0-1.0 MPa (red)	1/8	1.61	1.61	1.02	0.31	0.47	2000 & 3000 series
G46-10-02	0-150 PSI (black)	1/4	2.05	1.93	1.10	0.47	0.55	4000 & 5000 series



- All metal housing and bezel ring
- All brass back mount pipe connection with small control orifice
- Dual calibration (PSI & MPa)
- Precision all bronze Bourdon tube construction
- 3-2-3% of full-scale accuracy
- Polycarbonate lens

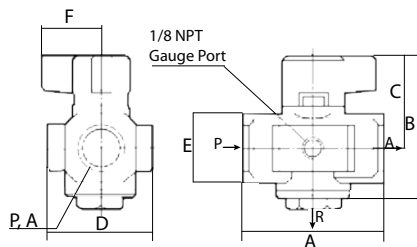
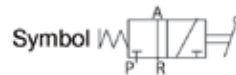


Accessories/Shut-Off Valves

Zinc die cast body and reinforced nylon knob assure long lasting durability as well as ergonomic operation.

3 Way Manual Shut-Off Valve VHS2000, 3000, 4000 (inches)

Model	P, A Port NPT	R Port NPT	A	B	C	D	E	F
VHS2000-01	1/8	1/8	1.57	2.20	1.42	1.10	0.87	0.98
VHS2000-02	1/4	1/8	1.57	2.20	1.42	1.10	0.87	0.98
VHS3000-02	1/4	1/4	2.09	2.91	1.77	1.89	1.10	1.18
VHS3000-03	3/8	1/4	2.09	2.91	1.77	1.89	1.10	1.18
VHS4000-04	1/2	3/8	2.76	3.15	1.89	2.13	1.42	1.18



Porting Functions

Valve Open:
 "P" In Port is OPEN to "A" Out Port
 "R" Exhaust Port is CLOSED
 Two (2) 1/8" NPT Gauge Ports are OPEN to Inlet Pressure

Valve Closed:
 "P" In Port is Closed to "A" Out Port
 "A" Out Port is connected to "R"
 Exhaust Port and to the two (2) 1/8" NPT Gauge Ports

Shut-Off Valve with Lock Out Tab (inches)

Model	P, A Port NPT	R Port NPT	A	B	C	D	E	F
VHL3000-03	3/8	1/4	2.09	3.14	1.97	1.26	1.10	1.18

The significance of this type of porting function is "visual" safety. When the valve is "CLOSED," the pressure from the "downstream" side of the valve is exhausted and, if a pressure gauge is used in the gauge port, it will show the absence of pressure.

Accessories/Pressure Switch & Replacement Parts

The pressure switch is mounted to a "Y" type spacer that can be used with existing brackets or clamps.

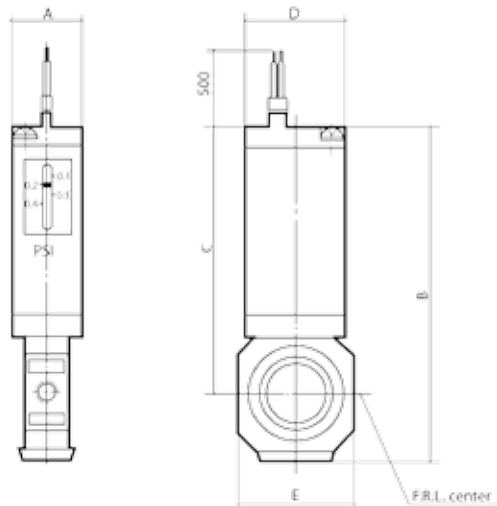


Specifications & Characteristics

Fluid	Filtered Compressed Air
Proof Pressure	145 PSI
Max. Operating Pressure	100 PSI
Setting range (off)	15-60 PSI
Differential Pressure	Less than 12 PSI
Ambient and Fluid Temperature	40°F - 140°F
Power Connection	3 Foot Lead
Type of Actuation	N.O.
Operating Voltage	24-220 V
Max. Operating Current	1000 mA
Max. Switch Capacity	10 W (VA)
Response Time	Less than 1.0 ms

Pressure Switch Ordering Information (inches)

Model	A	B	C	D	E	Applicable Model
IS1000M-2Y	0.59	2.89	2.46	0.91	0.39	AC2000
IS1000M-3Y	0.59	3.23	2.56	0.91	0.43	AC3000
IS1000M-4Y	0.59	3.49	2.66	0.91	0.55	AC4000-04
IS1000M-5Y	0.59	3.58	2.80	0.91	0.55	AC4000-06
IS1000M-6Y	0.59	3.94	2.85	0.91	0.59	AC5000



REPLACEMENT PARTS LIST

DESCRIPTION	SERIES	PART NUMBER
Filter Metal Bowl Assembly	2000	MC200F
	3000	MC300F
	4000, 5000 & AFF	MC400F
Filter Metal Bowl Assembly w/Auto Drain	2000	MC200FD
	3000	MC300FD
	4000 & 5000	MC400FD
Lubricator Metal Bowl Assembly	2000	MC200L
	3000	MC300L
	4000 & 5000	MC400L
Filter Element 5 micron	2000	11294-05B
	3000	111511-05B
	4000	11104-05B
Filter Element 25 micron	5000	11173-05B
	2000	11294-25B
	3000	111511-25B
Filter Element 50 micron	4000	11104-25B
	5000	11173-25B
	2000	11294-50B
Filter Element 50 micron	3000	111511-50B
	4000	11104-50B
	5000	11173-50B

Pneumatic Hose

A. Polyurethane Self Storing Air Hoses

Supercoil®
>>SuperBraid<<®
Ultra-Lite >>SuperBraid<<®

B. Nylon Self-Storing Air Hoses

Assemblies & Bulk
Heavy Duty
Dual Bonded
Self Storing Air Hose with Blow Gun
Hose Accessories
Field Attachable Fittings
Compression Fittings
Splicer Kits
Lead in Hose (Pigtail or Whip Hose)

C. Hose Accessories

Balancer Reels
Air Chucks



TUBING

FITTINGS

BALL VALVES

FILTER, REGULATOR
& LUBRICATOR

HOSE

COUPLERS

BLOW GUN/ACCESS.

TECHNICAL

Polyurethane Self-Storing Air Hose

Supercoil® & >>SUPERBRAID<<® Self-Storing Air Hoses are ideal for applications where kink and abrasion resistance are important considerations. Polyurethane's extreme flexibility and light weight combine to minimize user fatigue while its toughness and long lasting durability allow it to withstand rough handling.

These extremely flexible hoses are perfect for applications where kink and abrasion resistance are important considerations.

Nycoil Polyurethane Self-Storing Air Hoses are available in Supercoil and >>Superbraid<<. The >>Superbraid<< hoses have an additional layer of Polyester Braiding for additional reinforcement, providing the end user with a higher working pressure product.

Supercoil® - 95A Durometer Polyurethane

>>SuperBraid<<® - 85A Durometer Reinforced Polyurethane

Product Features

- SUPER flexible – 100% kink proof
- Rugged brass swivel fittings provide long life & minimal flow restrictions
- State-of-the-art strain relief system protects the hose & increases its maneuverability
- Low tension retractability – minimizes user fatigue
- Abrasion resistant
- Soft Polyurethane material will not mar finishes
- Strong enough to repel most oils and chemicals
- 16" tail on the working (tool) end eliminates tangling of the tool with the coils
- 8" tail on the supply end makes the connection to the air source easy
- Temperature Range: -40°F to +165°F (-40°C to +74°C)

What sets us apart from the competition?

The state-of-the-art strain relief system.

Nycoil's state-of-the-art strain relief system protects the hose & increases its maneuverability. Nycoil hose is uniquely designed to maximize hose flexibility and protect the hose at its weakest point, the barb.



Rugged brass swivel fittings provide long life & minimal flow restrictions.



Wide selection of sizes, lengths & colors. Tight bend radius minimizes space requirements.

Supercoil® Bulk Hose

Hose Size & Length	Coil Inside Diameter	Coil Outside Diameter	Working Pressure @68°F/20°C		Hose Only Part Number
	inch	inch	PSI	BAR	
3/16" x 5/16" x 60'	1-1/2"	2-1/8"	147	10.1	X360_-B
1/4" x 3/8" x 60'	1-3/4"	2-1/2"	147	10.1	X460_-B
5/16" x 15/32" x 60'	2-1/2"	3-7/16"	120	8.3	X560_-B
3/8" x 9/16" x 60'	2-1/2"	3-5/8"	133	9.2	X660_-B
1/2" x 3/4" x 50'	3"	4-1/2"	120	8.3	X750_-B

Complete the part number by adding the suffix for the color required.

Color Code
Suffix Key
1 = Black
2 = Red
3 = Blue
5 = Yellow
13 = Transparent Blue
16 = Transparent Orange

Supercoil® PU Self-Storing Air Hose

Product Specifications

- Temperature Range: -40°F to +165°F (-40°C to +74°C)
- Working Pressure: Varies By Hose Size (see Size Tables)
- Maximum Recommended Working Length: 90% of Material Length
- Hose Sizes: 3/16" I. D. to 1/2" I. D.
- Standard Colors: Black, Blue, Red, Yellow, Transparent Blue, Transparent Orange



Contact Customer Service for other Colors & Lengths

Supercoil® Hose Assemblies with Fittings

Hose Size & Length	Fittings	Coil Inside Diameter	Coil Outside Diameter	Working Pressure @68°F/20°C		Coils w/Strain Relief Guards Part Number	Coils w/ Field Attach. Fittings Part Number
		inch	inch	PSI	BAR		
3/16" x 5/16" x 5'	1/4" Swivel, NPT	1"	2-1/8"	147	10.1	U305_	X305_
3/16" x 5/16" x 10'	1/4" Swivel, NPT	1"	2-1/8"	147	10.1	U310_	X310_
3/16" x 5/16" x 15'	1/4" Swivel, NPT	1"	2-1/8"	147	10.1	U315_	X315_
3/16" x 5/16" x 20'	1/4" Swivel, NPT	1"	2-1/8"	147	10.1	U320_	X320_
3/16" x 5/16" x 25'	1/4" Swivel, NPT	1"	2-1/8"	147	10.1	U325_	X325_
1/4" x 3/8" x 10'	1/4" Swivel, NPT	1-3/4"	2-1/2"	147	10.1	U410_	X410_
1/4" x 3/8" x 15'	1/4" Swivel, NPT	1-3/4"	2-1/2"	147	10.1	U415_	X415_
1/4" x 3/8" x 20'	1/4" Swivel, NPT	1-3/4"	2-1/2"	147	10.1	U420_	X420_
1/4" x 3/8" x 25'	1/4" Swivel, NPT	1-3/4"	2-1/2"	147	10.1	U425_	X425_
1/4" x 3/8" x 30'	1/4" Swivel, NPT	1-3/4"	2-1/2"	147	10.1	U430_	X430_
1/4" x 3/8" x 35'	1/4" Swivel, NPT	1-3/4"	2-1/2"	147	10.1	U435_	X435_
1/4" x 3/8" x 40'	1/4" Swivel, NPT	1-3/4"	2-1/2"	147	10.1	U440_	X440_
5/16" x 15/32" x 10'	1/4" Swivel, NPT	2-1/4"	3-7/16"	120	8.3	U5A10_	X5A10_
5/16" x 15/32" x 15'	1/4" Swivel, NPT	2-1/4"	3-7/16"	120	8.3	U5A15_	X5A15_
5/16" x 15/32" x 20'	1/4" Swivel, NPT	2-1/4"	3-7/16"	120	8.3	U5A20_	X5A20_
5/16" x 15/32" x 25'	1/4" Swivel, NPT	2-1/4"	3-7/16"	120	8.3	U5A25_	X5A25_
5/16" x 15/32" x 40'	1/4" Swivel, NPT	2-1/4"	3-7/16"	120	8.3	U5A40_	X5A40_
5/16" x 15/32" x 10'	3/8" Swivel, NPT	2-1/4"	3-7/16"	120	8.3	U510_	X510_
5/16" x 15/32" x 15'	3/8" Swivel, NPT	2-1/4"	3-7/16"	120	8.3	U515_	X515_
5/16" x 15/32" x 20'	3/8" Swivel, NPT	2-1/4"	3-7/16"	120	8.3	U520_	X520_
5/16" x 15/32" x 25'	3/8" Swivel, NPT	2-1/4"	3-7/16"	120	8.3	U525_	X525_
5/16" x 15/32" x 40'	3/8" Swivel, NPT	2-1/4"	3-7/16"	120	8.3	U540_	X540_
3/8" x 9/16" x 10'	1/4" Swivel, NPT	2-1/2"	3-5/8"	133	9.2	U6A10_	X6A10_
3/8" x 9/16" x 20'	1/4" Swivel, NPT	2-1/2"	3-5/8"	133	9.2	U6A20_	X6A20_
3/8" x 9/16" x 25'	1/4" Swivel, NPT	2-1/2"	3-5/8"	133	9.2	U6A25_	X6A25_
3/8" x 9/16" x 30'	1/4" Swivel, NPT	2-1/2"	3-5/8"	133	9.2	U6A30_	X6A30_
3/8" x 9/16" x 50'	1/4" Swivel, NPT	2-1/2"	3-5/8"	133	9.2	U6A50_	X6A50_
3/8" x 9/16" x 10'	1/4" Rigid, NPT	2-1/2"	3-5/8"	133	9.2	NA	X6AR10_
3/8" x 9/16" x 20'	1/4" Rigid, NPT	2-1/2"	3-5/8"	133	9.2	NA	X6AR20_
3/8" x 9/16" x 25'	1/4" Rigid, NPT	2-1/2"	3-5/8"	133	9.2	NA	X6AR25_
3/8" x 9/16" x 30'	1/4" Rigid, NPT	2-1/2"	3-5/8"	133	9.2	NA	X6AR30_
3/8" x 9/16" x 50'	1/4" Rigid, NPT	2-1/2"	3-5/8"	133	9.2	NA	X6AR50_
3/8" x 9/16" x 10'	3/8" Swivel, NPT	2-1/2"	3-5/8"	133	9.2	U610_	X610_
3/8" x 9/16" x 20'	3/8" Swivel, NPT	2-1/2"	3-5/8"	133	9.2	U620_	X620_
3/8" x 9/16" x 25'	3/8" Swivel, NPT	2-1/2"	3-5/8"	133	9.2	U625_	X625_
3/8" x 9/16" x 30'	3/8" Swivel, NPT	2-1/2"	3-5/8"	133	9.2	U630_	X630_
3/8" x 9/16" x 50'	3/8" Swivel, NPT	2-1/2"	3-5/8"	133	9.2	U650_	X650_
1/2" x 3/4" x 10'	1/2" Swivel, NPT	3"	4-1/2"	120	8.3	NA	X710_
1/2" x 3/4" x 20'	1/2" Swivel, NPT	3"	4-1/2"	120	8.3	NA	X720_
1/2" x 3/4" x 25'	1/2" Swivel, NPT	3"	4-1/2"	120	8.3	NA	X725_
1/2" x 3/4" x 30'	1/2" Swivel, NPT	3"	4-1/2"	120	8.3	NA	X730_
1/2" x 3/4" x 50'	1/2" Swivel, NPT	3"	4-1/2"	120	8.3	NA	X750_

Complete the part number by adding the suffix for the color required.

Color Code
Suffix Key
1 = Black
2 = Red
3 = Blue
5 = Yellow
13 = Transparent Blue
16 = Transparent Orange

All Swivel Fittings include Thread Sealant pre-applied at the factory!

Field attachable compression fittings are available for quick and easy installation without the need of any special tools. Supercoil Hose Assemblies can be ordered with these field attachable compression fittings already installed for rough environments that may require more frequent repairs. We also offer rigid fittings for additional durability on high impact or severe vibration applications.

TUBING
FITTINGS
BALL VALVES
FILTER, REGULATOR & LUBRICATOR
HOSE
COUPLERS
BLOW GUN/ACCESS.
TECHNICAL

>>SuperBraid<<® PU Self-Storing Air Hose

Product Features

- Super flexible - 100% kink proof
- Easy to handle - 29% lighter weight than equivalent thermoplastic products and 63% less than equivalent rubber air hoses
- Tight bend radius minimizes space requirements
- Inner tube, braiding & outer cover will not separate
- Quick in-the-field repairs can be made with commercially available hose barbs and clamps – no special kits are needed
- Extremely tough and abrasion resistant
- Rugged brass swivel fittings provide long life & minimal flow restrictions
- State-of-the-art strain relief system protects the hose and increases its maneuverability
- Low tension retractability - minimizes user fatigue
- Abrasion resistant
- Soft Polyurethane material will not mar finishes
- Strong enough to repel most oils and chemicals
- 16" tail on the working (tool) end eliminates tangling of the tool with the coils
- 8" tail on the supply end makes the connection to the air source easy

>>Superbraid<<® is manufactured in a way that the inner tube, braiding and outer cover cannot come apart. This means that >>Superbraid<< will not break down and its integrity is not compromised over time, assuring a long life of trouble free use.

The >>SUPERBRAID<<® Self-Storing Air Hose is made from tough Polyurethane with Polyester Braiding for additional reinforcement. Most other hoses consist of an inner tube, braiding and an outer cover that eventually loses adhesion due to the bending, flexing, expansion and contraction occurring during normal use. This separation of the layers is the most common cause for hose failure. Unlike these other hoses, we manufacture >>SUPERBRAID<< in a way that the inner tube, braiding and outer cover cannot separate. This means that >>SUPERBRAID<< will not break down and its integrity is not compromised over time, assuring a long life of trouble free use!

The >>Superbraid<< Hose is very lightweight. Our 3/8" x 50' hose assembly (the most popular size) is more than 20% lighter than similar hose assemblies from other manufacturers so it's easy to carry around, yet tough enough to resist the abuse of severe applications.

>>SUPERBRAID<< features rugged fittings made from corrosion resistant brass that will withstand the roughest treatment. Our contemporary looking, state-of-the-art strain relief sleeve protects the hose at its weakest point (at the barb) and also enhances the appearance of the entire assembly. While other manufacturers use a strain relief that limits the ability of the hose to bend, ours was uniquely designed to take advantage of Polyurethane's flexibility, giving the user a much wider range of motion without the possibility of kinking.



Field attachable compression fittings are available for quick and easy installation without the need of any special tools. For rough applications that may require more frequent repairs, >>SUPERBRAID<< Hose Assemblies can be ordered with reusable compression fittings already installed. We also offer rigid fittings for additional durability on high impact or severe vibration applications.

Product Specifications

- Temperature Range: -40°F to +165°F (-40°C to +74°C)
- Outer Cover: 85 Durometer Polyurethane
- Inner Braiding: Polyester
- Strain Relief Sleeves: Engineered Thermoplastic
- Standard Colors: Yellow or Transparent Blue

>>SuperBraid<<® Hose Assemblies with Fittings

Hose Size & Length	Fittings	Coil Inside Diameter	Coil Outside Diameter	Working Pressure @68°F/20°C		Coils w/Strain Relief Guards Part Number	Coils w/Field Attach. Fittings Part Number
		inch	inch	PSI	BAR		
3/16" x 5/16" x 5'	1/4" Swivel, NPT	3/4"	1-3/8"	260	18.0	C305_	B305_
3/16" x 5/16" x 10'	1/4" Swivel, NPT	3/4"	1-3/8"	260	18.0	C310_	B310_
3/16" x 5/16" x 15'	1/4" Swivel, NPT	3/4"	1-3/8"	260	18.0	C315_	B315_
3/16" x 5/16" x 20'	1/4" Swivel, NPT	3/4"	1-3/8"	260	18.0	C320_	B320_
3/16" x 5/16" x 25'	1/4" Swivel, NPT	3/4"	1-3/8"	260	18.0	C325_	B325_
1/4" x 3/8" x 10'	1/4" Swivel, NPT	1"	1-3/4"	220	15.2	C410_	B410_
1/4" x 3/8" x 15'	1/4" Swivel, NPT	1"	1-3/4"	220	15.2	C415_	B415_
1/4" x 3/8" x 20'	1/4" Swivel, NPT	1"	1-3/4"	220	15.2	C420_	B420_
1/4" x 3/8" x 25'	1/4" Swivel, NPT	1"	1-3/4"	220	15.2	C425_	B425_
1/4" x 3/8" x 30'	1/4" Swivel, NPT	1"	1-3/4"	220	15.2	C430_	B430_
1/4" x 3/8" x 35'	1/4" Swivel, NPT	1"	1-3/4"	220	15.2	C435_	B435_
1/4" x 3/8" x 40'	1/4" Swivel, NPT	1"	1-3/4"	220	15.2	C440_	B440_
5/16" x 15/32" x 10'	1/4" Swivel, NPT	1-1/4"	2-1/4"	185	12.8	C5A10_	B5A10_
5/16" x 15/32" x 15'	1/4" Swivel, NPT	1-1/4"	2-1/4"	185	12.8	C5A15_	B5A15_
5/16" x 15/32" x 20'	1/4" Swivel, NPT	1-1/4"	2-1/4"	185	12.8	C5A20_	B5A20_
5/16" x 15/32" x 25'	1/4" Swivel, NPT	1-1/4"	2-1/4"	185	12.8	C5A25_	B5A25_
5/16" x 15/32" x 40'	1/4" Swivel, NPT	1-1/2"	2-1/2"	185	12.8	C5A40_	B5A40_
5/16" x 15/32" x 15'	3/8" Swivel, NPT	1-1/4"	2-1/4"	185	12.8	C515_	B515_
5/16" x 15/32" x 20'	3/8" Swivel, NPT	1-1/4"	2-1/4"	185	12.8	C520_	B520_
5/16" x 15/32" x 25'	3/8" Swivel, NPT	1-1/4"	2-1/4"	185	12.8	C525_	B525_
5/16" x 15/32" x 40'	3/8" Swivel, NPT	1-1/2"	2-1/2"	185	12.8	C540_	B540_
3/8" x 9/16" x 10'	1/4" Swivel, NPT	1-3/4"	2-7/8"	200	13.8	C6A10_	B6A10_
3/8" x 9/16" x 20'	1/4" Swivel, NPT	1-3/4"	2-7/8"	200	13.8	C6A20_	B6A20_
3/8" x 9/16" x 25'	1/4" Swivel, NPT	1-3/4"	2-7/8"	200	13.8	C6A25_	B6A25_
3/8" x 9/16" x 30'	1/4" Swivel, NPT	1-3/4"	2-7/8"	200	13.8	C6A30_	B6A30_
3/8" x 9/16" x 50'	1/4" Swivel, NPT	2-1/4"	3-3/8"	200	13.8	C6A50_	B6A50_
3/8" x 9/16" x 10'	1/4" Rigid, NPT	1-3/4"	2-7/8"	200	13.8	NA	B6AR10_
3/8" x 9/16" x 20'	1/4" Rigid, NPT	1-3/4"	2-7/8"	200	13.8	NA	B6AR20_
3/8" x 9/16" x 25'	1/4" Rigid, NPT	1-3/4"	2-7/8"	200	13.8	NA	B6AR25_
3/8" x 9/16" x 30'	1/4" Rigid, NPT	1-3/4"	2-7/8"	200	13.8	NA	B6AR30_
3/8" x 9/16" x 50'	1/4" Rigid, NPT	2-1/4"	3-3/8"	200	13.8	NA	B6AR50_

Color Code
5 = Yellow
13 = Transparent Blue

Complete the part number by adding the suffix for the color required.

TUBING

FITTINGS

BALL VALVES

FILTER, REGULATOR & LUBRICATOR

HOSE

COUPLERS

BLOW GUN/ACCESS.

TECHNICAL

Polyurethane Hose Accessories

Field-Attachable Fittings for Supercoil & >>SuperBraid<< Self-Storing Air Hoses

Hose Size	Fitting Type	Part Number
3/16"	1/4" Swivel, NPT	06167*
1/4"	1/4" Swivel, NPT	07244S**
1/4"	1/4" Swivel, NPT	06244S
1/4"	1/4" Swivel, BSPT	06244S-BT
1/4"	1/4" Swivel, BSPP	06244S-BP
5/16"	1/4" Swivel, NPT	06254S
5/16"	1/4" Swivel, BSPT	06254S-BT
5/16"	1/4" Swivel, BSPP	06254S-BP
5/16"	3/8" Swivel, NPT	06256S
5/16"	3/8" Swivel, BSPT	06256S-BT
5/16"	3/8" Swivel, BSPP	06256S-BP
3/8"	1/4" Swivel, NPT	07264S**
3/8"	1/4" Swivel, NPT	06264S
3/8"	1/4" Rigid, NPT	06264R
3/8"	1/4" Swivel, BSPT	06264S-BT
3/8"	1/4" Swivel, BSPP	06264S-BP
3/8"	3/8" Swivel, NPT	07266S**
3/8"	3/8" Swivel, NPT	06266S
3/8"	3/8" Swivel, BSPT	06266S-BT
3/8"	3/8" Swivel, BSPP	06266S-BP
1/2"	1/2" Swivel, NPT	06172



All Swivel Fittings include Thread Sealant

* Compression Fitting (includes fitting, nut ferrule & insert)

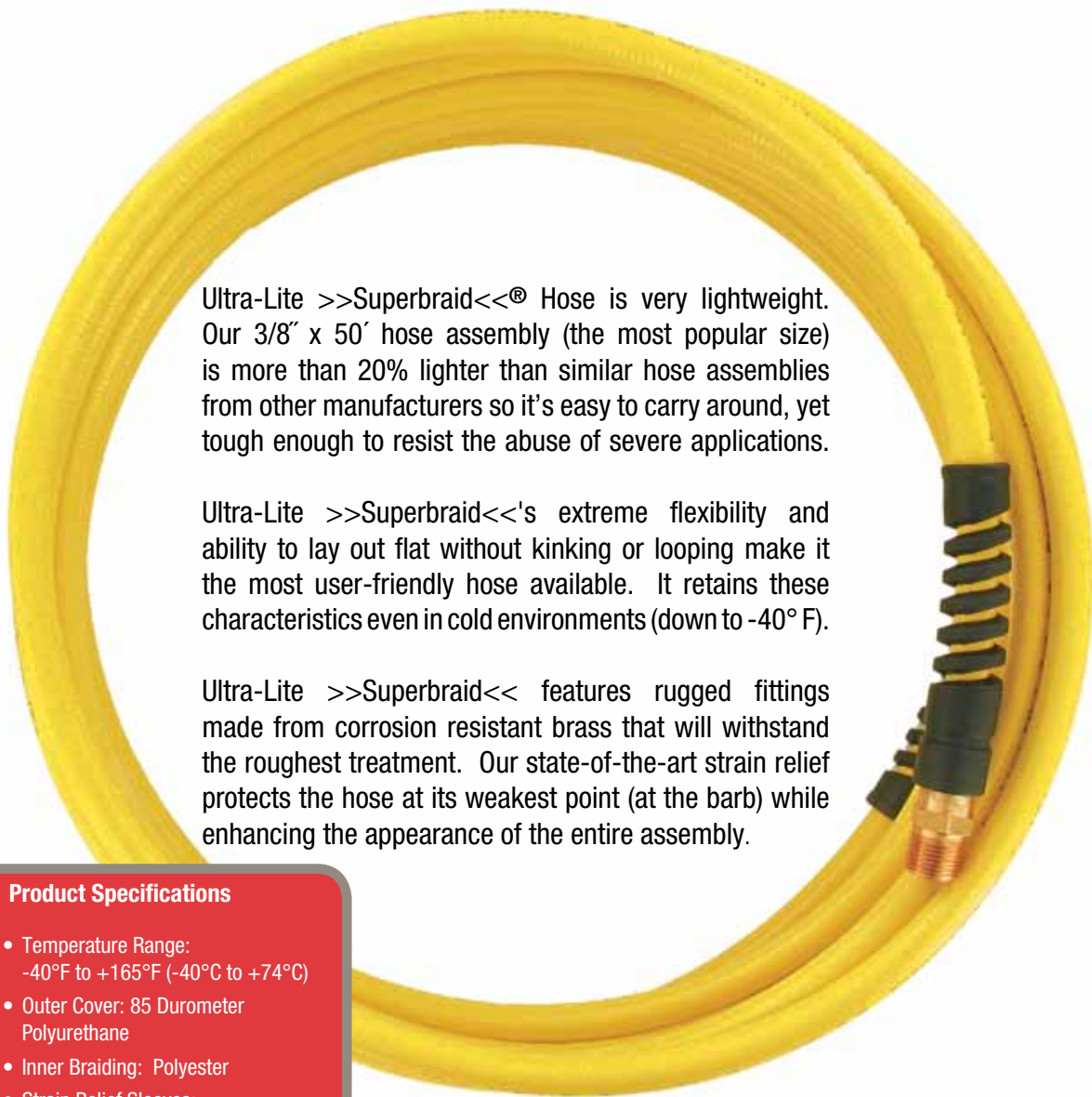
** For use on Supercoil® only (includes spring guard)



Nycoil Retractable Air Hoses

give you the convenience of long reach without taking up a lot of space.

Ultra-Lite >>SuperBraid<<® PU Air Hose



Ultra-Lite >>Superbraid<<® Hose is very lightweight. Our 3/8" x 50' hose assembly (the most popular size) is more than 20% lighter than similar hose assemblies from other manufacturers so it's easy to carry around, yet tough enough to resist the abuse of severe applications.

Ultra-Lite >>Superbraid<<'s extreme flexibility and ability to lay out flat without kinking or looping make it the most user-friendly hose available. It retains these characteristics even in cold environments (down to -40° F).

Ultra-Lite >>Superbraid<< features rugged fittings made from corrosion resistant brass that will withstand the roughest treatment. Our state-of-the-art strain relief protects the hose at its weakest point (at the barb) while enhancing the appearance of the entire assembly.

Product Specifications

- Temperature Range:
-40°F to +165°F (-40°C to +74°C)
- Outer Cover: 85 Durometer Polyurethane
- Inner Braiding: Polyester
- Strain Relief Sleeves:
Engineered Thermoplastic
- Standard Colors:
Yellow or Transparent Blue



Product Features

- 29% lighter weight than equivalent thermoplastic products and 63% less than equivalent rubber air hoses
- State-of-the-art strain relief system allows the hose to bend freely without kinking at the fitting
- Quick in-the-field repairs can be made with commercially available hose barbs and clamps – no special kits are needed
- Effortlessly lays out flat and coils into a loop, even in sub-zero temperatures
- Extremely tough and abrasion resistant

TUBING

Ultra-Lite >>SuperBraid<<® Hose Assemblies with Fittings

Transparent Blue

Hose I.D.		Hose O.D.		Hose Length Feet	Fitting Size & Type	Working Pressure @68°F (20°C)		Hose Assy w/ Barb Fitting & Spring Guard Part Number	Hose Assy w/ Field Attachable Fitting & Spring Guard Part Number
inch	mm	inch	mm			PSI	BAR		
1/4	6.35	3/8	9.5	25	1/4" Male NPT, Swivel	220	15.0	D42513	D42513-4SRG
1/4	6.35	3/8	9.5	50	1/4" Male NPT, Swivel	220	15.0	D45013	D45013-4SRG
1/4	6.35	3/8	9.5	100	1/4" Male NPT, Swivel	220	15.0	D49913	D49913-4SRG
5/16	8.0	15/32	12	25	3/8" Male NPT, Swivel	185	12.7	D52513	-
5/16	8.0	15/32	12	50	3/8" Male NPT, Swivel	185	12.7	D55013	-
5/16	8.0	15/32	12	100	3/8" Male NPT, Swivel	185	12.7	D59913	-

FITTINGS

Ultra-Lite >>SuperBraid<<® Hose Assemblies with Fittings

Yellow

Hose I.D.		Hose O.D.		Hose Length Feet	Fitting Size & Type	Working Pressure @68°F (20°C)		Hose Assy w/ Barb Fitting & Spring Guard Part Number	Hose Assy w/ Field Attachable Fitting Part Number	Hose Assy w/ Field Attachable Fitting & Spring Guard Part Number
inch	mm	inch	mm			PSI	BAR			
1/4	6.35	3/8	9.5	25	1/4" Male NPT, Swivel	220	15.0	D4255	D4255-4SR	D4255-4SRG
1/4	6.35	3/8	9.5	50	1/4" Male NPT, Swivel	220	15.0	D4505	D4505-4SR	D4505-4SRG
1/4	6.35	3/8	9.5	100	1/4" Male NPT, Swivel	220	15.0	D4995	D4995-4SR	D4995-4SRG
5/16	8	15/32	12	25	3/8" Male NPT, Swivel	185	12.7	D5255	D5255-6SR	-
5/16	8	15/32	12	50	3/8" Male NPT, Swivel	185	12.7	D5505	D5505-6SR	-
5/16	8	15/32	12	100	3/8" Male NPT, Swivel	185	12.7	D5995	D5995-6SR	-
3/8	9.5	0.515	13	25	1/4" Male NPT, Rigid	200	13.5	DL6255-4R	DL6255-4RR	DL6255-4RRG
3/8	9.5	0.515	13	25	1/4" Male NPT, Swivel	200	13.5	DL6255-4S	DL6255-4SR	DL6255-4SRG
3/8	9.5	0.515	13	50	1/4" Male NPT, Rigid	200	13.5	DL6505-4R	DL6505-4RR	DL6505-4RRG
3/8	9.5	0.515	13	50	1/4" Male NPT, Swivel	200	13.5	DL6505-4S	DL6505-4SR	DL6505-4SRG
3/8	9.5	0.515	13	100	1/4" Male NPT, Rigid	200	13.5	DL6995-4R	DL6995-4RR	DL6995-4RRG
3/8	9.5	0.515	13	100	1/4" Male NPT, Swivel	200	13.5	DL6995-4S	DL6995-4SR	DL6995-4SRG
3/8	9.5	0.515	13	25	3/8" Male NPT, Rigid	200	13.5	DL6255-6R	-	-
3/8	9.5	0.515	13	25	3/8" Male NPT, Swivel	200	13.5	DL6255-6S	DL6255-6SR	DL6255-6SRG
3/8	9.5	0.515	13	50	3/8" Male NPT, Rigid	200	13.5	DL6505-6R	-	-
3/8	9.5	0.515	13	50	3/8" Male NPT, Swivel	200	13.5	DL6505-6S	DL6505-6SR	DL6505-6SRG
3/8	9.5	0.515	13	100	3/8" Male NPT, Rigid	200	13.5	DL6995-6R	-	-
3/8	9.5	0.515	13	100	3/8" Male NPT, Swivel	200	13.5	DL6995-6S	DL6995-6SR	DL6995-6SRG

BALL VALVES

FILTER, REGULATOR & LUBRICATOR

HOSE



COUPLERS

Ultra-Lite >>SuperBraid<<® Bulk Hose without Fittings

Hose I.D.		Hose O.D.		Hose Length feet	Blue Part Number	Yellow Part Number	Working Pressure @68°F (20°C)	
inch	mm	inch	mm				PSI	BAR
1/4	6.35	3/8	9.5	25	D42513-B	D4255-B	220	15.0
1/4	6.35	3/8	9.5	50	D45013-B	D4505-B	220	15.0
1/4	6.35	3/8	9.5	100	D49913-B	D4995-B	220	15.0
1/4	6.35	3/8	9.5	500	D450013-B	D45005-B	220	15.0
5/16	8	15/32	12	25	D52513-B	D5255-B	185	12.7
5/16	8	15/32	12	50	D55013-B	D5505-B	185	12.7
5/16	8	15/32	12	100	D59913-B	D5995-B	185	12.7
5/16	8	15/32	12	300	D530013-B	D53005-B	185	12.7
3/8	9.5	0.515	13	25	-	DL6255-B	200	13.5
3/8	9.5	0.515	13	50	-	DL6505-B	200	13.5
3/8	9.5	0.515	13	100	-	DL6995-B	200	13.5
3/8	9.5	0.515	13	500	-	DL65005-B	200	13.5
3/8	9.5	0.515	13	500	DL650013-B	-	200	13.5

BLOW GUN/ACCESS.

TECHNICAL

Ultra-Lite >>SuperBraid<<® Accessories



Field Attachable Fitting & Strain Relief

Ultra-Lite >>Superbraid<<®'s Fitting & Strain Relief Assemblies are permanently attached to the hose at the factory, resulting in the most durable fitting system available.

Field Attachable Fittings & Accessories for Ultra-Lite >>SuperBraid<<®

Hose Size inch	Fitting Size inch	Fitting Type	F.A. Fitting Part Number*	F.A. Fitting & Strain Relief Part Number**
1/4"	1/4"	Male NPT, Swivel	06244S	07244S
5/16"	1/4"	Male NPT, Swivel	06245S	-
5/16"	3/8"	Male NPT, Swivel	06256S	-
3/8"	1/4"	Male NPT, Rigid	06264RU	07264RU
3/8"	1/4"	Male NPT, Swivel	06264SU	07264SU
3/8"	3/8"	Male NPT, Swivel	06266SU	07266SU
1/4"	-	Hose Splicer	06244HS	-
3/8"	-	Hose Splicer	06244HSU	-

* Includes Fitting & Nut (no spring guard)

**Includes Fitting & Nut with permanently attached spring guard.

NOTE: Nycoil Field Attachable Fittings do not require inserts or ferrules that become deformed during installation, so the fittings can be used over again without replacing any components. In addition, only two wrenches are needed to complete a safe and secure connection, making fitting replacement quick and easy!



TUBING

FITTINGS

BALL VALVES

FILTER, REGULATOR & LUBRICATOR

HOSE

COUPLERS

BLOW GUN/ACCESS.

TECHNICAL


Nylon Self-Storing Air Hose

Nycoil was the inventor of the Nylon Self-Storing Air Hose in 1958. It was developed as a means to transport air from overhead piping to pneumatic tools at assembly stations while keeping the work area neat and safe. Unlike straight hose that lays on the floor or workbench and can easily become tangled, Self-Storing Hose retracts to keep the area clutter free. The user can also be more productive because the hose retracts away from the work area, giving the user more clear space and freedom of movement.

Nylon is resistant to a wide variety of chemicals making it a good choice for most industrial environments. For more information on the properties of Nylon, please view the Technical Section.

Black hose is especially good for prolonged exposure to ultraviolet (UV) light

Nylon Self-Storing Air Hose Part Numbering Structure



Hose Type
N = Nylon Self-Storing Air Hose
T = Tightly Wound Nylon Self-Storing Air Hose
N = Heavy Duty Nylon Self-Storing Air Hose
2N = Dual Bonded Nylon Self-Storing Air Hose

Hose Size
2 = 1/8"
3 = 3/16"
4 = 1/4"
5 = 5/16"
6 = 3/8"
8 = 1/2"
9 = 3/4"
1 = 1"
7 = 1-1/4"

Fitting Size & Thread Type
G = 1/8" NPT Male
A = 1/4" NPT Male
B = 3/8" NPT Male
C = 1/2" NPT Male
D = 3/4" NPT Male
E = 1" NPT Male
L = 1/8" BSPT Male
M = 1/4" BSPT Male
N = 3/8" BSPT Male
Q = 1/8" BSPT Male
R = 1/4" BSPP Male
S = 3/8" BSPP Male
X = No Fittings (Bulk Hose)

Fitting Type
R = Rigid
S = Swivel
T = Rigid & Swivel
X = No Fittings (Bulk Hose)

Hose Color
1 = Black
2 = Red
3 = Blue
5 = Yellow

Hose Length
12 = 12'
25 = 25'
50 = 50'
80 = 80'
100 = 100'



Product Features

- Extremely light weight
 - considerably lighter than traditional rubber hoses
- Economizes on space
 - retracts to a fraction of its working length
- Highly flexible
 - doesn't impede tool maneuverability
- Brass field attachable fittings
 - no ferrules or inserts that become deformed and have to be replaced whenever fittings are installed
- Excellent memory
 - coils continue to retract after repeated stretching
- Resistant to many chemicals & petroleum based products
 - suitable for numerous applications
- Less than 1% moisture absorption
- Recommended working length: up to 85% of material length
- Standard Colors:
 - Red & Yellow - Most sizes also available in Blue & Black
- Temperature Range: -40°F to +200°F (-40°C to +93°C)

Nylon Hose Specifications

Series Number	Hose Inside Diameter	Hose Outside Diameter	Nominal Coil Inside Diameter	Nominal Coil Outside Diameter	Working Pressure @68°F (20°C)	
					PSI	Bar
N2	1/8"	0.186"	1-1/4"	1-3/4"	385	26.5
N3	3/16"	0.249"	2"	2-1/2"	285	19.8
T4	1/4"	0.310"	2-1/2"	3"	240	16.5
N4	1/4"	0.310"	3"	3-1/2"	240	16.5
N5	5/16"	0.373"	4"	4-1/2"	210	14.5
N6	3/8"	0.463"	4-1/2"	5-1/2"	225	15.5
N8	1/2"	0.623"	6-1/2"	9"	220	15.3
N9	3/4"	0.873"	11"	13"	160	11.0
N1	1"	1.197"	14"	16-1/2"	190	13.0
N7	1-1/4"	1.550"	18"	21-1/2"	200	13.8

Series Number	Hose Inside Diameter	Hose Outside Diameter	Nominal Coil Inside Diameter	Nominal Coil Outside Diameter	Working Pressure @68°F (20°C)	
					PSI	Bar
H4	1/4"	0.373"	3-1/2"	4-1/2"	350	24.0
H6	3/8"	0.498"	4-1/2"	5-1/2"	310	21.5
2N2	1/8"	0.186"	2"	2-3/8"	385	26.5
2N3	3/16"	0.249"	3"	3-1/2"	285	19.8
2N4	1/4"	0.310"	3-1/2"	4-1/2"	240	16.5
2N6	3/8"	0.463"	8"	9"	225	15.5
2N8	1/2"	0.623"	11"	12-1/4"	220	15.3
2N9	3/4"	0.873"	14"	16"	160	11.0

We are continually developing new innovations to further enhance our product line and, as a result, reserve the right to make design, engineering or specification changes without prior notice.

Nylon Self-Storing Air Hose Assemblies & Bulk Hose

Hose I.D. & Length	Fittings	Working Length	Nom. Compact Length	Hose Color	Part Number
1/8" x 12'	1/8" MPT, Swivel	10'	7"	Red	N2GS2-12
1/8" x 12'	1/8" MPT, Swivel	10'	7"	Blue	N2GS3-12
1/8" x 25'	1/8" MPT, Swivel	21'	13"	Red	N2GS2-25
1/8" x 25'	1/8" MPT, Swivel	21'	13"	Blue	N2GS3-25
1/8" x 50'	1/8" MPT, Swivel	42'	26"	Red	N2GS2-50
1/8" x 50'	1/8" MPT, Swivel	42'	26"	Blue	N2GS3-50
1/8" x 50'	None (bulk)	NA	26"	Red	N2XX2-50
1/8" x 50'	None (bulk)	NA	26"	Blue	N2XX3-50
3/16" x 12'	1/4" MPT, Swivel	10'	6"	Red	N3AS2-12
3/16" x 12'	1/4" MPT, Swivel	10'	6"	Yellow	N3AS5-12
3/16" x 25'	1/4" MPT, Swivel	21'	12"	Red	N3AS2-25
3/16" x 25'	1/4" MPT, Swivel	21'	12"	Yellow	N3AS5-25
3/16" x 50'	1/4" MPT, Swivel	42'	22"	Red	N3AS2-50
3/16" x 50'	1/4" MPT, Swivel	42'	22"	Yellow	N3AS5-50
3/16" x 100'	None (bulk)	NA	45"	Red	N3XX2-100
3/16" x 100'	None (bulk)	NA	45"	Yellow	N3XX5-100
1/4" x 12'	1/4" MPT, Swivel	10'	6"	Red	T4AS2-12
1/4" x 12'	1/4" MPT, Swivel	10'	6"	Black	T4AS1-12
1/4" x 25'	1/4" MPT, Swivel	21'	12"	Red	T4AS2-25
1/4" x 25'	1/4" MPT, Swivel	21'	12"	Black	T4AS1-25
1/4" x 50'	1/4" MPT, Swivel	42'	22"	Red	T4AS2-50
1/4" x 50'	1/4" MPT, Swivel	42'	22"	Black	T4AS1-50
1/4" x 100'	None (bulk)	NA	45"	Red	T4XX2-100
1/4" x 100'	None (bulk)	NA	45"	Black	T4XX1-100
1/4" x 12'	1/4" MPT, Swivel	10'	4-1/2"	Red	N4AS2-12
1/4" x 12'	1/4" MPT, Swivel	10'	4-1/2"	Yellow	N4AS5-12
1/4" x 12'	1/4" MPT, Swivel	10'	4-1/2"	Blue	N4AS3-12
1/4" x 12'	1/4" MPT, Swivel	10'	4-1/2"	Black	N4AS1-12
1/4" x 25'	1/4" MPT, Swivel	21'	9"	Red	N4AS2-25
1/4" x 25'	1/4" MPT, Swivel	21'	9"	Yellow	N4AS5-25
1/4" x 25'	1/4" MPT, Swivel	21'	9"	Blue	N4AS3-25
1/4" x 25'	1/4" MPT, Swivel	21'	9"	Black	N4AS1-25
1/4" x 50'	1/4" MPT, Swivel	42'	18"	Red	N4AS2-50
1/4" x 50'	1/4" MPT, Swivel	42'	18"	Yellow	N4AS5-50
1/4" x 50'	1/4" MPT, Swivel	42'	18"	Blue	N4AS3-50
1/4" x 50'	1/4" MPT, Swivel	42'	18"	Black	N4AS1-50
1/4" x 100'	None (bulk)	NA	38"	Red	N4XX2-100
1/4" x 100'	None (bulk)	NA	38"	Yellow	N4XX5-100
1/4" x 100'	None (bulk)	NA	38"	Blue	N4XX3-100
1/4" x 100'	None (bulk)	NA	38"	Black	N4XX1-100

Other color/length combinations available. Contact the factory for requirements not listed.



*3/4" & 1" Hose Assemblies do not require Spring Guards.

Hose I.D. & Length	Fittings	Working Length	Nom. Compact Length	Hose Color	Part Number
5/16" x 12'	1/4" MPT, Swivel	10'	5"	Red	N5AS2-12
5/16" x 12'	1/4" MPT, Swivel	10'	5"	Blue	N5AS3-12
5/16" x 25'	1/4" MPT, Swivel	21'	9"	Red	N5AS2-25
5/16" x 25'	1/4" MPT, Swivel	21'	9"	Blue	N5AS3-25
5/16" x 50'	1/4" MPT, Swivel	42'	19"	Red	N5AS2-50
5/16" x 50'	1/4" MPT, Swivel	42'	19"	Blue	N5AS3-50
5/16" x 100'	None (bulk)	NA	36"	Red	N5XX2-100
5/16" x 100'	None (bulk)	NA	36"	Blue	N5XX3-100
3/8" x 12'	1/4" MPT, Swivel	10'	5"	Red	N6AS2-12
3/8" x 12'	1/4" MPT, Swivel	10'	5"	Yellow	N6AS5-12
3/8" x 12'	1/4" MPT, Swivel	10'	5"	Blue	N6AS3-12
3/8" x 12'	1/4" MPT, Swivel	10'	5"	Black	N6AS1-12
3/8" x 25'	1/4" MPT, Swivel	21'	10"	Red	N6AS2-25
3/8" x 25'	1/4" MPT, Swivel	21'	10"	Yellow	N6AS5-25
3/8" x 25'	1/4" MPT, Swivel	21'	10"	Blue	N6AS3-25
3/8" x 25'	1/4" MPT, Swivel	21'	10"	Black	N6AS1-25
3/8" x 50'	1/4" MPT, Swivel	42'	20"	Red	N6AS2-50
3/8" x 50'	1/4" MPT, Swivel	42'	20"	Yellow	N6AS5-50
3/8" x 50'	1/4" MPT, Swivel	42'	20"	Blue	N6AS3-50
3/8" x 50'	1/4" MPT, Swivel	42'	20"	Black	N6AS1-50
3/8" x 12'	3/8" MPT, Swivel	10'	5"	Red	N6BS2-12
3/8" x 12'	3/8" MPT, Swivel	10'	5"	Yellow	N6BS5-12
3/8" x 12'	3/8" MPT, Swivel	10'	5"	Blue	N6BS3-12
3/8" x 12'	3/8" MPT, Swivel	10'	5"	Black	N6BS1-12
3/8" x 25'	3/8" MPT, Swivel	21'	10"	Red	N6BS2-25
3/8" x 25'	3/8" MPT, Swivel	21'	10"	Yellow	N6BS5-25
3/8" x 25'	3/8" MPT, Swivel	21'	10"	Blue	N6BS3-25
3/8" x 25'	3/8" MPT, Swivel	21'	10"	Black	N6BS1-25
3/8" x 50'	3/8" MPT, Swivel	42'	20"	Red	N6BS2-50
3/8" x 50'	3/8" MPT, Swivel	42'	20"	Yellow	N6BS5-50
3/8" x 50'	3/8" MPT, Swivel	42'	20"	Blue	N6BS3-50
3/8" x 50'	3/8" MPT, Swivel	42'	20"	Black	N6BS1-50
3/8" x 100'	None (bulk)	NA	38"	Red	N6XX2-100
3/8" x 100'	None (bulk)	NA	38"	Yellow	N6XX5-100
3/8" x 100'	None (bulk)	NA	38"	Blue	N6XX3-100
3/8" x 100'	None (bulk)	NA	38"	Black	N6XX1-100
1/2" x 12'	1/2" MPT, Swivel	9.5'	5"	Red	N8CS2-12
1/2" x 12'	1/2" MPT, Swivel	9.5'	5"	Yellow	N8CS5-12
1/2" x 12'	1/2" MPT, Swivel	9.5'	5"	Black	N8CS1-12
1/2" x 25'	1/2" MPT, Swivel	20'	9"	Red	N8CS2-25
1/2" x 25'	1/2" MPT, Swivel	20'	9"	Yellow	N8CS5-25
1/2" x 25'	1/2" MPT, Swivel	20'	9"	Black	N8CS1-25
1/2" x 50'	1/2" MPT, Swivel	40'	18"	Red	N8CS2-50
1/2" x 50'	1/2" MPT, Swivel	40'	18"	Yellow	N8CS5-50
1/2" x 50'	1/2" MPT, Swivel	40'	18"	Black	N8CS1-50
1/2" x 100'	None (bulk)	NA	35"	Red	N8XX2-100
1/2" x 100'	None (bulk)	NA	35"	Yellow	N8XX5-100
1/2" x 100'	None (bulk)	NA	35"	Black	N8XX1-100
3/4" x 25'	3/4" MPT, Swivel	17.5'	8"	Red	N9DS2-25*
3/4" x 25'	3/4" MPT, Swivel	17.5'	8"	Black	N9DS1-25*
3/4" x 50'	3/4" MPT, Swivel	35'	16"	Red	N9DS2-50*
3/4" x 50'	3/4" MPT, Swivel	35'	16"	Black	N9DS1-50*
3/4" x 100'	None (bulk)	NA	32"	Red	N9XX2-100
3/4" x 100'	None (bulk)	NA	32"	Black	N9XX1-100
1" x 25'	3/4" MPT, Swivel	17.5'	9"	Red	N1DS2-25*
1" x 25'	3/4" MPT, Swivel	17.5'	9"	Black	N1DS1-25*
1" x 50'	3/4" MPT, Swivel	35'	18"	Red	N1DS2-50*
1" x 50'	3/4" MPT, Swivel	35'	18"	Black	N1DS1-50*
1" x 25'	1" MPT, Rigid Barb	17.5'	9"	Red	N1ER2-25*
1" x 25'	1" MPT, Rigid Barb	17.5'	9"	Black	N1ER1-25*
1" x 50'	1" MPT, Rigid Barb	35'	18"	Red	N1ER2-50*
1" x 50'	1" MPT, Rigid Barb	35'	18"	Black	N1ER1-50*
1" x 80'	None (bulk)	NA	27"	Red	N1XX2-80
1" x 80'	None (bulk)	NA	27"	Black	N1XX1-80
1" x 100'	None (bulk)	NA	32"	Red	N1XX2-100
1" x 100'	None (bulk)	NA	32"	Black	N1XX1-100
1-1/4" x 100'	None (bulk)	NA	32"	Red	N7XX2-100
1-1/4" x 100'	None (bulk)	NA	32"	Black	N7XX1-100

TUBING

**Heavy Duty Nylon
Self-Storing Air Hose Assemblies & Bulk Hose**

Hose I.D. & Length	Fittings	Working Length	Nom. Compact Length	Hose Color	Part Number
1/4" x 12'	1/4" MPT, Swivel	10'	6"	Blue	H4AS3-12
1/4" x 25'	1/4" MPT, Swivel	21'	11"	Blue	H4AS3-25
1/4" x 50'	1/4" MPT, Swivel	42'	20"	Blue	H4AS3-50
1/4" x 100'	None (bulk)	NA	38"	Blue	H4XX3-100
3/8" x 12'	3/8" MPT, Swivel	10'	6"	Blue	H6BS3-12
3/8" x 25'	3/8" MPT, Swivel	21'	11"	Blue	H6BS3-25
3/8" x 50'	3/8" MPT, Swivel	42'	20"	Blue	H6BS3-50
3/8" x 100'	None (bulk)	NA	39"	Blue	H6XX3-100

NOTE: Heavy Duty Nylon assemblies have reusable fittings with no spring guard.



FITTINGS

BALL VALVES

FILTER, REGULATOR & LUBRICATOR

HOSE



State-of-the-art lever operated Vari-Flo Blow Guns & the Original Nycoil® Self-Storing Air Hose packaged together as a high quality yet economical combination.

COUPLERS

BLOW GUN/ACCESS.

TECHNICAL

Nylon Self-Storing Air Hose & Blow Gun

Item Description	Part Number
1/4" x 12' Red Nylon Hose & Vari-Flo Safety Tip Blow Gun (Chrome Plated)	GCS-2-12
1/4" x 12' Yellow Nylon Hose & Vari-Flo Safety Tip Blow Gun (Chrome Plated)	GCS-5-12
1/4" x 25' Red Nylon Hose & Vari-Flo Safety Tip Blow Gun (Chrome Plated)	GCS-2-25
1/4" x 25' Yellow Nylon Hose & Vari-Flo Safety Tip Blow Gun (Chrome Plated)	GCS-5-25
1/4" x 12' Red Nylon Hose & Vari-Flo Safety Tip Blow Gun (Black Powder Coat)	GBS-2-12
1/4" x 12' Yellow Nylon Hose & Vari-Flo Safety Tip Blow Gun (Black Powder Coat)	GBS-5-12
1/4" x 25' Red Nylon Hose & Vari-Flo Safety Tip Blow Gun (Black Powder Coat)	GBS-2-25
1/4" x 25' Yellow Nylon Hose & Vari-Flo Safety Tip Blow Gun (Black Powder Coat)	GBS-5-25
1/4" x 12' Red Nylon Hose & Vari-Flo Rubber Tip Blow Gun (Chrome Plated)	GCR-2-12
1/4" x 12' Yellow Nylon Hose & Vari-Flo Rubber Tip Blow Gun (Chrome Plated)	GCR-5-12
1/4" x 25' Red Nylon Hose & Vari-Flo Rubber Tip Blow Gun (Chrome Plated)	GCR-2-25
1/4" x 25' Yellow Nylon Hose & Vari-Flo Rubber Tip Blow Gun (Chrome Plated)	GCR-5-25
1/4" x 12' Red Nylon Hose & Vari-Flo Rubber Tip Blow Gun (Black Powder Coat)	GBR-2-12
1/4" x 12' Yellow Nylon Hose & Vari-Flo Rubber Tip Blow Gun (Black Powder Coat)	GBR-5-12
1/4" x 25' Red Nylon Hose & Vari-Flo Rubber Tip Blow Gun (Black Powder Coat)	GBR-2-25
1/4" x 25' Yellow Nylon Hose & Vari-Flo Rubber Tip Blow Gun (Black Powder Coat)	GBR-5-25

Other color/length combinations available. Contact the factory for requirements not listed.
NOTE: Rubber Tip Blow Gun must be used on a pressure regulated air line.

**Dual Bonded Nylon
Self-Storing Air Hose Assemblies & Bulk Hose**

Hose I.D. & Length	Fittings	Working Length	Nom. Compact Length	Hose Color	Part Number
1/8" x 12'	1/8" MPT, Swivel	6'	8-1/2"	Red, Red	2N2GS22-12
1/8" x 12'	1/8" MPT, Swivel	6'	8-1/2"	Red, Blue	2N2GS23-12
1/8" x 25'	1/8" MPT, Swivel	12-1/2'	17"	Red, Red	2N2GS22-25
1/8" x 25'	1/8" MPT, Swivel	12-1/2'	17"	Red, Blue	2N2GS23-25
1/8" x 50'	1/8" MPT, Swivel	25'	34"	Red, Red	2N2GS22-50
1/8" x 50'	1/8" MPT, Swivel	25'	34"	Red, Blue	2N2GS23-50
1/8" x 50'	None (bulk)	NA	34"	Red, Red	2N2XX22-50
1/8" x 50'	None (bulk)	NA	34"	Red, Blue	2N2XX23-50
3/16" x 12'	1/4" MPT, Swivel	6'	7-1/2"	Red, Red	2N3AS22-12
3/16" x 12'	1/4" MPT, Swivel	6'	7-1/2"	Red, Blue	2N3AS23-12
3/16" x 25'	1/4" MPT, Swivel	12-1/2'	15"	Red, Red	2N3AS22-25
3/16" x 25'	1/4" MPT, Swivel	12-1/2'	15"	Red, Blue	2N3AS23-25
3/16" x 50'	1/4" MPT, Swivel	25'	30"	Red, Red	2N3AS22-50
3/16" x 50'	1/4" MPT, Swivel	25'	30"	Red, Blue	2N3AS23-50
3/16" x 50'	None (bulk)	NA	30"	Red, Red	2N3XX22-50
3/16" x 50'	None (bulk)	NA	30"	Red, Blue	2N3XX23-50
1/4" x 12'	1/4" MPT, Swivel	6'	8-1/2"	Red, Red	2N4AS22-12
1/4" x 12'	1/4" MPT, Swivel	6'	8-1/2"	Red, Blue	2N4AS23-12
1/4" x 25'	1/4" MPT, Swivel	12-1/2'	16-1/2"	Red, Red	2N4AS22-25
1/4" x 25'	1/4" MPT, Swivel	12-1/2'	16-1/2"	Red, Blue	2N4AS23-25
1/4" x 50'	1/4" MPT, Swivel	25'	33"	Red, Red	2N4AS22-50
1/4" x 50'	1/4" MPT, Swivel	25'	33"	Red, Blue	2N4AS23-50
1/4" x 50'	None (bulk)	NA	33"	Red, Red	2N4XX22-50
1/4" x 50'	None (bulk)	NA	33"	Red, Blue	2N4XX23-50
3/8" x 12'	3/8" MPT, Swivel	6'	5-1/2"	Red, Red	2N6BS22-12
3/8" x 12'	3/8" MPT, Swivel	6'	5-1/2"	Red, Blue	2N6BS23-12
3/8" x 25'	3/8" MPT, Swivel	12-1/2'	11"	Red, Red	2N6BS22-25
3/8" x 25'	3/8" MPT, Swivel	12-1/2'	11"	Red, Blue	2N6BS23-25
3/8" x 50'	3/8" MPT, Swivel	25'	22"	Red, Red	2N6BS22-50
3/8" x 50'	3/8" MPT, Swivel	25'	22"	Red, Blue	2N6BS23-50
3/8" x 50'	None (bulk)	NA	22"	Red, Red	2N6XX22-50
3/8" x 50'	None (bulk)	NA	22"	Red, Blue	2N6XX23-50
1/2" x 12'	1/2" MPT, Swivel	6'	5-1/2"	Red, Red	2N8CS22-12
1/2" x 12'	1/2" MPT, Swivel	6'	5-1/2"	Red, Blue	2N8CS23-12
1/2" x 25'	1/2" MPT, Swivel	12-1/2'	11"	Red, Red	2N8CS22-25
1/2" x 25'	1/2" MPT, Swivel	12-1/2'	11"	Red, Blue	2N8CS23-25
1/2" x 50'	1/2" MPT, Swivel	25'	22"	Red, Red	2N8CS22-50
1/2" x 50'	1/2" MPT, Swivel	25'	22"	Red, Blue	2N8CS23-50
1/2" x 50'	None (bulk)	NA	22"	Red, Red	2N8XX22-50
1/2" x 50'	None (bulk)	NA	22"	Red, Blue	2N8XX23-50
3/4" x 50'	3/4" MPT, Swivel	25'	22"	Red, Red	2N9DS22-50
3/4" x 50'	3/4" MPT, Swivel	25'	22"	Red, Black	2N9DS21-50
3/4" x 50'	None (bulk)	NA	22"	Red, Red	2N9XX22-50
3/4" x 50'	None (bulk)	NA	22"	Red, Black	2N9XX21-50

NOTE: All Swivel Fittings include reusable thread sealant pre-applied at the factory.

Nylon Hose Accessories

Field-Attachable Fittings for Nylon Self-Storing Air Hose

Hose Size	Fitting Type	Part Number
3/16"	1/4" Male Swivel, NPT	01300
3/16"	1/4" Male Swivel, BSPT	01306
3/16"	1/4" Male Swivel, BSPP	01307
1/4"	1/4" Male Swivel, NPT	01400-xx
1/4"	1/4" Male Swivel, BSPT	01406
1/4"	1/4" Male Swivel, BSPP	01407
5/16"	1/4" Male Swivel, NPT	01500
5/16"	1/4" Male Swivel, BSPT	01506
5/16"	1/4" Male Swivel, BSPP	01507



Fittings include Nut & Spring Guard

Hose Size	Fitting Type	Part Number
3/8"	1/4" Male Swivel, NPT	01640
3/8"	1/4" Male Swivel, BSPT	01646
3/8"	1/4" Male Swivel, BSPP	01647
3/8"	3/8" Male Swivel, NPT	01600
3/8"	3/8" Male Swivel, BSPT	01606
3/8"	3/8" Male Swivel, BSPP	01607
1/2"	1/2" Male Swivel, NPT	01700

NOTE: Nycoil field attachable fittings require no ferrules or inserts that become deformed during installation. Fittings can be used repeatedly without replacing any components!

Field-Attachable Fittings for Nylon Heavy Duty Hose

Hose Size	Fitting Type	Part Number
1/4"	1/4" Male Swivel, NPT	01400-HD
1/4"	1/4" Male Swivel, BSPT	01406-HD
3/8"	3/8" Male Swivel, NPT	01600-HD
3/8"	3/8" Male Swivel, BSPT	01606-HD



Fittings include Insert, Ferrule, Nut & Spring Guard

Compression Fittings for Nylon Self-Storing Air Hose

Hose Size	Fitting Type	Part Number
1/8"	1/8" Male Swivel, NPT	01200
3/4"	3/4" Male Swivel, NPT	01802*
1"	3/4" Male Swivel, NPT	01980**
1"	1" Male Rigid, NPT	01900**

*Spring Guard Not Required

**Hose Barb Fitting

Compression Fitting Components for Nylon Self-Storing Air Hose



Hose Size	Thread Type	Fitting Part Number	Nut Part Number	Ferrule & Insert Part Number	Spring Guard Part Number
1/8"	1/8" Male Swivel, NPT	01205	00202	00203	00201
3/16"	1/4" Male Swivel, NPT	01305	00302	00303	00301
1/4"	1/4" Male Swivel, NPT	01405	00402	00403	00401
5/16"	1/4" Male Swivel, NPT	01505	00502	00503	00501
3/8"	1/4" Male Swivel, NPT	01645	00602	00603	00601
3/8"	3/8" Male Swivel, NPT	01605	00602	00603	00601
1/2"	1/2" Male Swivel, NPT	01705	00702	00703	00701
3/4"	3/4" Male Swivel, NPT	01806	00802	00803	NA

TUBING
FITTINGS
BALL VALVES
FILTER, REGULATOR & LUBRICATOR
HOSE
COUPLERS
BLOW GUN/ACCESS.
TECHNICAL

Nylon Hose Accessories

**Splicer Kits
for Nylon Self-Storing Air Hose**

Hose Size	Ferrule & Insert Part Number
1/8"	00206
3/16"	00306
1/4"	00406
5/16"	00506
3/8"	00606
1/2"	00706
3/4"	00806
1"	00906*

* Kit includes Barb Fitting & 2 Hose Clamps



Includes Fitting, 2 Inserts, 2 Ferrules & 2 Nut



Lead-In Hose (Pigtail or Whip Hose)

Lead-In Hoses, also called Pigtails, Whip Ends or Whip Hoses, are used on the working end of self-storing air hose, as well as straight hoses, as a means of minimizing costs by:

- Extending the life of the hose - Most hose wear and failure occurs near the point of use, where all of the bending and flexing occurs. A Lead-In Hose will take the brunt of the abuse, giving the hose a much longer service life.
- Protecting the coupler - High vibration and impact tools will damage the valve of a coupler, causing premature failure. A short Lead-In Hose ("snubber") between the coupler and air tool will absorb the shock and vibration, protecting the coupler from these damaging effects.
- Making the worker more productive - Most air supply hoses are heavy or bulky and difficult to work with. A lightweight, flexible Lead-In Hose makes it easier for the worker to manipulate the air tool, reducing fatigue while increasing productivity.

Nycoil Lead-In Hoses are made exclusively from 3/8" Ultra-Lite >>SUPERBRAID<<®, combining lightweight, flexibility, durability and a working pressure (200 psi) that meets the requirements of almost every application. The contemporary looking state-of-the-art strain relief sleeve on the tool end protects the hose at its weakest point (at the barb) while enhancing the appearance of the entire assembly. Other manufacturers use a strain relief that limits the ability of the hose to bend, but ours was uniquely designed to take advantage of Polyurethane's flexibility, giving the user a much wider range of motion without the possibility of kinking . . . making it ideal for a Lead-In Hose! Available in a variety of hose lengths in four (4) configurations:

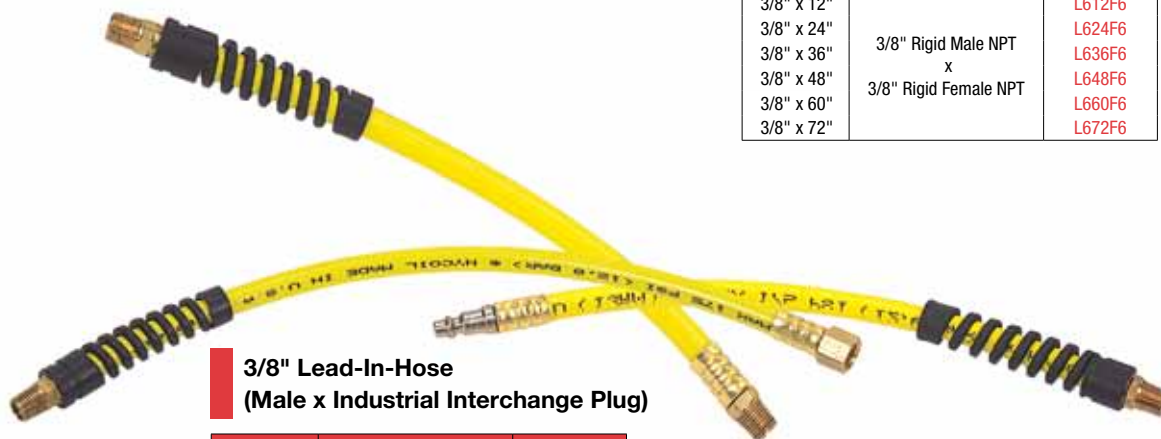
- 1/4" Male NPT x 1/4" Rigid Female NPT
- 3/8" Male NPT x 3/8" Rigid Female NPT
- 1/4" Male NPT x 1/4" Rigid Male NPT
- 1/4" Male NPT x 1/4" Body Size Industrial Interchange Plug

3/8" Lead-In-Hose (Male x Male)

Item Size	Fitting Type	Part Number
3/8" x 12"	1/4" Rigid Male NPT	L612M4
3/8" x 24"		L624M4
3/8" x 36"	x	L636M4
3/8" x 48"	1/4" Rigid Male NPT	L648M4
3/8" x 60"		L660M4
3/8" x 72"		L672M4

3/8" Lead-In-Hose (Male x Female)

Item Size	Fitting Type	Part Number
3/8" x 12"	1/4" Rigid Male NPT	L612F4
3/8" x 24"		L624F4
3/8" x 36"	x	L636F4
3/8" x 48"	1/4" Rigid Female NPT	L648F4
3/8" x 60"		L660F4
3/8" x 72"		L672F4
3/8" x 12"	3/8" Rigid Male NPT	L612F6
3/8" x 24"		L624F6
3/8" x 36"	x	L636F6
3/8" x 48"	3/8" Rigid Female NPT	L648F6
3/8" x 60"		L660F6
3/8" x 72"		L672F6



3/8" Lead-In-Hose (Male x Industrial Interchange Plug)

Item Size	Fitting Type	Part Number
3/8" x 12"	1/4" Rigid Male NPT	L612I4P
3/8" x 24"		L624I4P
3/8" x 36"	x	L636I4P
3/8" x 48"	1/4" Body Industrial Interchange Plug	L648I4P
3/8" x 60"		L660I4P
3/8" x 72"		L672I4P

Hose Accessories

Balancer Reels



- Lightweight Reel:
- Steel reinforced aluminum case
 - Braided nylon cord
 - Push-button tension release
 - Limit stop and shock absorber

Balancer Reels

Range Lbs.	Type	Part Number
0-5	Lightweight	93050
0-5	Steel Cable	93070
5-10	Heavy Duty	96100



- Heavy Duty Reel:
- Nylon coated steel aircraft cable
 - Permanently lubricated
 - Limit stop and shock absorber

Air Chucks

Air Chucks

Type	Part Number
Ball Foot	99050
Dual Foot	99053



Quick-Disconnect Couplers

A. Low Pressure Couplers

I. Industrial Interchange

23KA	24KE	24KA
1400KA	24KM	30KF
30KA	30KM	37KA
37KM	37KF	

II. ARO Interchange

14KM	14KA	14KF
14KE	22KA	40KA

III. Automotive Interchange

53KM	55KM
------	------

IV. Universal Couplers

12UN

V. European Interchange

25KA	25KF	1600KA
26KA	26KE	25KB
27KA	26KF	26KE
1625KA	27KF	27KB

VI. Schrader Interchange

17KA	17TL
------	------

VII. Lincoln Interchange

15KM

VIII. Nitto Kohki Interchange

13KA

IX. Hansen Interchange

38KB	39KB
------	------

B. Micro, Sub Miniature & Miniature Couplers

I. Micro Coupler

02KA

II. Sub Miniature Coupler

20KA	20KF
20KB	91KA

III. Miniature Coupler

21KA	21KF
21KB	90KA

C. Water Couplers

I. Moldtite, Moldmate Interchange

86	88	87
----	----	----

D. Dry Break Couplers

21KL	25KL	204KL
206KL	209KL	

E. Safety Couplers (Self Venting)

I. ARO Interchange

14KE

II. INDUSTRIAL INTERCHANGE

23KE	24KE
------	------

III. European Interchange

25KE	26KE
------	------

F. Safety Couplers (Self Lock / Air Breathing)

21KS	21KD	21KR
25KS		

G. RECTUKEY Couplers

I. Standard RectuKey

21KA	21KF	21KB
25KA	25KF	25KB

H. Thermoplastic Couplers

I. Standard Thermoplastic

21KB	48KB
21KF	

II. ISO-B Interchange 7241-1-B

71KB	72KB	73KB
74KB	75KB	76KB

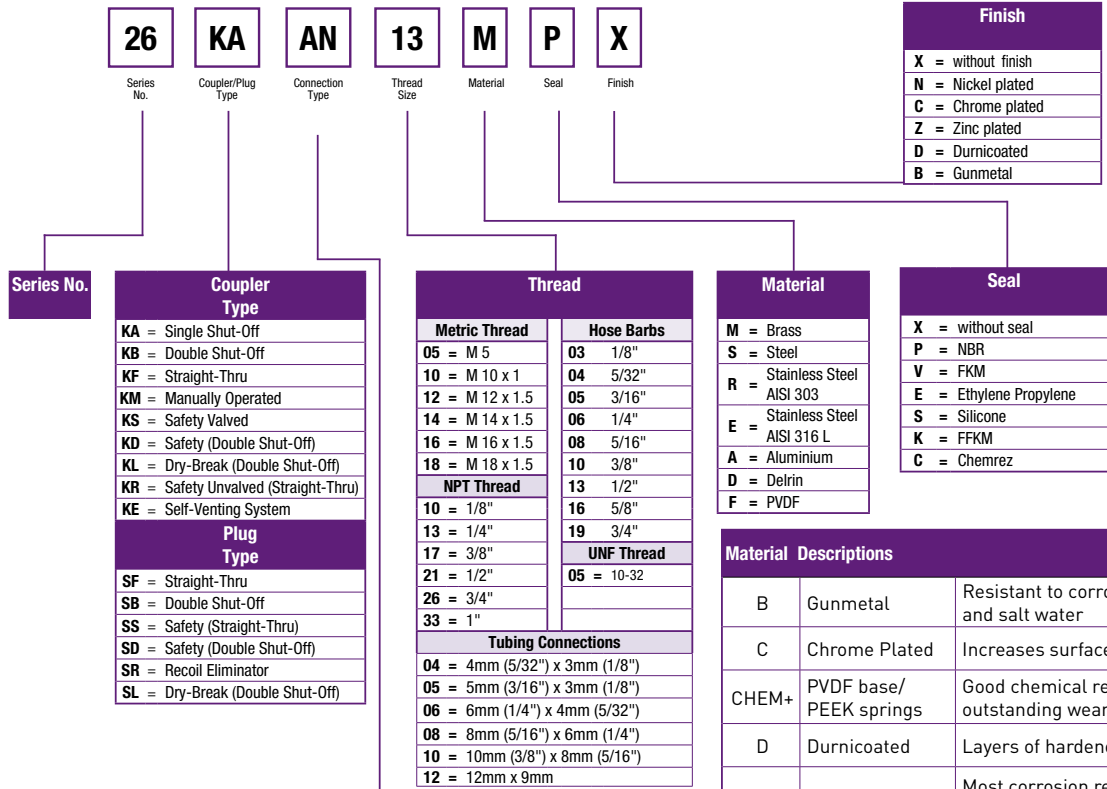


TUBING
FITTINGS
BALL VALVES
FILTER, REGULATOR & LUBRICATOR
HOSE
COUPLERS
BLOW GUN/ACCESS.
TECHNICAL

Pneumatic Couplers

Nycoil uses a descriptive part numbering system for Pneumatic Couplers that takes the confusion out of matching couplers and plugs. Couplers and plugs have the same first three characters in their part numbers and are the same Interchange and body size, so they are compatible and can be connected. In addition, each character has a specific meaning that describes the particular coupler or plug.

Pneumatic Coupler Part Numbering Structure



Connection	
Hose Connection	Plastic Hose Connection
TF = Hose Barb	KE = Front Panel Installation (mainly thermoplastic line)
TS = Panel Mount w/Hose Barb	KP = For PVDF & PE Hose/Tube (mainly thermoplastic line)
TP = for Parker plug-in Hose	KO = with Hose Nut
TR = Hose Barb 90°	KK = with Spring Guard
TH = Hose Barb 45°	KS = Panel Mount w/Hose Nut & Compression Nut
TG = Hose Connection -meets DIN8542	
TE = Front Panel Installation Hose Barb Panel Mount	
Male Thread	Female Thread
AW = Whitworth pipe thread, parallel	IW = Whitworth pipe thread, parallel
AK = Whitworth pipe thread, tapered	IK = Whitworth pipe thread, tapered
AM = Metric thread DIN 13	IM = Metric thread DIN 13
AD = Metric thread DIN 2353*	IT = NPT
AF = UNF thread	IF = UNF thread
AN = NPT thread	IN = NPSF thread
	IP = Female thread, PG
Other Connections	
KL = Clamp insert for plug-in connection	
PV = Fixing connection for PVC hoses	
DS = Double plug-in nipple	
RP = Push-In	

* ISO 8434-1

Material	Descriptions
B	Gunmetal Resistant to corrosion from steam and salt water
C	Chrome Plated Increases surface hardness
CHEM+	PVDF base/ PEEK springs Good chemical resistant base and outstanding wear resistant spring
D	Durnicoated Layers of hardened Nickel
E	Stainless Steel AISI 303 Most corrosion resistant steel - Includes titanium for heat resistance
FKM	Fluorocarbon Rubber Very high resistance to heat and liquids inc. petrol, oils, environmental diesel, grease and aromatic oils.
FFKM	Perfluoro Rubber Universal chemical resistance, good for aggressive media, high thermal resistance. Lowest source values for all media.
M	Brass Good impact resistance
N	Nickel Plated Adds corrosion resistance
NBR	Buna N equivalent Generally resistant to oil, fuel, and other chemicals
POM	Thermoplastic (Black) Plastic, doesn't rust, good chemical resistance
PVDF	Polyvinyl-fluoride Good chemical and fatigue resistance
R	Stainless Steel AISI 303 1.4404 Handles low levels of corrosion
S	Steel (Galv.) Increased corrosion resistance over brass
Z	Zinc Plated Corrosion resistance, cathodic protection

Coupler to Plug Cross Reference	
Coupler Series	Plug Series
02KA	02SF
12UN	53SF, 22SF, 23SF
13KA	13SF
1423KA	23SF
14KA	22SF
14KE	22SF
14KF	22SF
14KM	22SF
15KM	15SF
1600KA	25SF
1625KA	25SF
17KA	17SF
17TL	17SF
20KA	20SF
20KB	20SB
20KF	20SF
21KA	21SF
21KA RectuKey*	21SF Color Coded
21KB	21SB
21KB RectuKey*	21SF & 21SB Color Coded
21KB Thermoplastic	21SB
21KD Safety	21SD
21KF	21SF
21KF RectuKey*	21SF Color Coded
21KF Thermoplastic	21SF
21KL	21SL
21KR Safety	21SS
21KS Safety	21SS

* Designates "Keyed" Coupler

Coupler to Plug Cross Reference	
Coupler Series	Plug Series
22KA	22SF
23KA	23SF
23KE	23SF
23KF	23SF
24KA	23SF
24KE	23SF
24KM	23SF
25KA	25SF, 26SF
25KA RectuKey*	25 (26) SF Color Coded
25KB	25SB
25KB RectuKey*	25 (26) SF & SB Color Coded
25KD Safety	25SD
25KE	25SF, 26SF
25KF	25SF, 26SF
25KF RectuKey*	25 (26) SF Color Coded
25KL	25SL
25KS Safety	25SS
26KA	26SF, 26 RECOIL
26KE	25SF, 26SF
26KF	26SF, 26 RECOIL
27KA	27SF
27KB	27SB
27KF	27SF
30KA	30SF
30KF	30SF
30KM	30SF
37KA	37SF
37KF	37SF

* Designates "Keyed" Coupler

Coupler to Plug Cross Reference	
Coupler Series	Plug Series
37KM	37SF
38KB	38SF, 38SB
39KB	39SF, 39SB
40KA	40SF
48KB Thermoplastic	48SB
48KF Thermoplastic*	48SF
53KM	53SF
55KM	55SF
71KB	71SB
72KB	72SB
73KB	73SB
74KB	74SB
75KB	75SB
76KB	76SB
86	86SF, 86SB, 86VN
87	87SF, 87SB, 87VN
88	88SF
90KA	21SF
91KA	20SF
204KL	204SL
206KL	206SL
209KL	209SL

* Not included in catalog.
Contact customer service for ordering information.

Plug to Coupler Cross Reference	
Plug Series	Coupler Series
02SF	02KA
13SF	13KA
22SF	14KM
15SF	15KM
17SF	17KA, 17TL
20SB	20KB
20SF	20KA, 20KF, 91KA
21SD	21KD Safety
21SS	21KR Safety, 21KS Safety
21SF	90KA, 21KA, 21KF
21SB	21KB
21SB Color Coded	21KB RectuKey*
21SB Thermoplastic	21KB Thermoplastic
21SF Thermoplastic	21KF Thermoplastic
21SF Color Coded	21KA, 21KF RectuKey*
21SL	21KL
22SF	14KA, 14KF, 14KE, 14KM, 22KA, 12UN
23SF	24KA, 24KM, 23KA, 23KE, 23KF, 24KE, 12UN
25SB	25KB

* Designates "Keyed" Coupler

Plug to Coupler Cross Reference	
Plug Series	Coupler Series
25SD	25KD Safety
25SF	1625KA, 1600KA, 25KA, 25KE, 25KF, 26KE
25SL	25KL
25SS	25KS Safety
26SF	26KA, 26KF
26SF Color Coded	25KA & 25KF RectuKey*
26SF	26KA, 26KF, 25KA, 25KF
26SR	26KA, 26KF, 25KA, 25KF
27SB	27KB
27SF	27KA, 27KF
30SF	30KA, 30KF, 30KM
37SF	37KA, 37KM
39SF	39KA, 39KB
39SB	39KA, 39KB
40SF	40KA
48SB Thermoplastic	48KB Thermoplastic
48SF Thermoplastic	48KF Thermoplastic*
53SF	53KM, 12UN
55SF	55KM
71SB	71KB

* Designates "Keyed" Coupler

Plug to Coupler Cross Reference	
Plug Series	Coupler Series
72SB	72KB
73SB	73KB
74SB	74KB
75SB	75KB
76SB	76KB
86SF, 86SB, 86VN	86
87SF, 87SB, 87VN	87
88SF	88
204SL	204KL
206SL	206KL
209SL	209KL

* Not included in catalog.
Contact customer service for ordering information.

COUPLERS

COUPLER GUIDE		Material (see page F-2 for details)										Standard	Standard	Standard	
Coupler Series	Page No.	Coupler Style	Sleeve Type	Interchange	Body Size	M	M N	S N	S Z	R	E	Locking Mech.	Seal Material	Seal Temp Rating	Rated Pressure
02KA	F-57	Single Shut-off	Automatic	Micro	Various	X	X	-	-	-	-	Balls	NBR	-4°F to +210°F	500
12UN	F-30	Single Shut-off	Automatic	Universal	1/4"	X	-	-	-	-	-	Balls	NBR	-4°F to +210°F	500
13KA	F-51	Single Shut-off	Automatic	Nitto Kohki	1/4"	X	X	-	-	-	-	Balls	NBR	-4°F to +210°F	300
1400KA	***	Single Shut-off	Automatic	Industrial	1/4"	-	-	X	-	-	-	Ball	NBR	-4°F to +210°F	500
1423KA	F-13	Single Shut-off	Automatic	Industrial	1/4"	-	-	X	-	-	-	Ball	NBR	-4°F to +176°F	500
14KA	F-23	Single Shut-off	Automatic	ARO	1/4"	X	X	-	-	-	-	Pins	NBR	-4°F to +210°F	500
14KE	F-86	Single Shut-off	Automatic	Safety, Self Vent	1/4"	-	X	-	-	-	-	Balls & Pins	NBR	-4°F to +210°F	220
14KF	F-23	Straight-Thru	Automatic	ARO	1/4"	X	X	-	-	-	-	Pins	NBR	-4°F to +210°F	500
14KM	F-21	Single Shut-off	Manual	ARO	1/4"	X	-	-	-	-	-	Balls	NBR	-4°F to +210°F	300
15KM	F-49	Single Shut-off	Manual	Lincoln	1/4"	X	-	-	-	-	-	Balls	NBR	-4°F to +210°F	300
1600KA	F-41	Single Shut-off	Automatic	European	1/4"	-	-	X	-	-	-	Balls	NBR	-4°F to +176°F	500
1625KA	F-38	Single Shut-off	Automatic	European	1/4"	-	-	X	-	-	-	Balls	NBR	-4°F to +210°F	500
17KA	F-46	Single Shut-off	Automatic	Schrader	1/4"	-	X	-	-	-	-	Balls	NBR	-4°F to +210°F	500
17TL	F-47	Single Shut-off	Twist Lock	Schrader	1/4"	Zinc	-	-	-	-	-	Cam	Nitrile	-40°F to +250°F	300
204KL	F-82	Double Shut-off	Automatic	Dry Break	Various	-	-	-	-	-	X**	Balls	NBR	-4°F to +176°F	218
206KL	F-83	Double Shut-off	Automatic	Dry Break	Various	-	-	-	-	-	X**	Balls	NBR	-4°F to +176°F	218
209KL	F-84	Double Shut-off	Automatic	Dry Break	Various	-	-	-	-	-	X**	Balls	NBR	-4°F to +176°F	218
20KA	F-59	Single Shut-off	Automatic	Sub-Miniature	Various	X	X	-	-	X	X*	Balls	NBR	-4°F to +210°F	500
20KB	F-61	Double Shut-off	Automatic	Sub-Miniature	Various	X	X	-	-	X	X*	Balls	NBR	-4°F to +210°F	500
20KF	F-59	Straight-Thru	Automatic	Sub-Miniature	Various	X	X	-	-	X	X*	Balls	NBR	-4°F to +210°F	500
21KA	F-101	Single Shut-off	Automatic	RECTUKEY (no interchange)	Miniature	-	X	-	-	X	X	Balls	NBR	+25°F to +572°F	500
21KA	F-65	Single Shut-off	Automatic	Miniature	Various	X	X	-	-	X	X*	Balls	NBR	-4°F to +210°F	500
21KB	F-101	Double Shut-off	Automatic	RECTUKEY (no interchange)	Miniature	-	X	-	-	X	X	Balls	NBR	+25°F to +572°F	500
21KB	F-68	Double Shut-off	Automatic	Miniature	1/8" - 3/8"	X	X	-	-	X	X*	Balls	NBR	-4°F to +210°F	500
21KD	F-96	Double Shut-off	Automatic	Safety Lock/ Air Breathing	Miniature	-	X	-	-	-	-	Balls	NBR	-4°F to +210°F	500
21KF	F-65	Straight-Thru	Automatic	RECTUKEY (no interchange)	Miniature	-	X	-	-	X	X	Balls	NBR	+25°F to +572°F	500
21KF	F-65	Straight-Thru	Automatic	Miniature	1/8" - 3/8"	X	X	-	-	X	X*	Balls	NBR	-4°F to +210°F	500
21KL	F-78	Double Shut-off	Automatic	Dry Break	Various	X	X	-	-	X	X*	Balls	NBR	-4°F to +210°F	120
21KR	F-94	Straight-Thru	Automatic	Safety Lock/ Air Breathing	Miniature	X	X	-	-	-	-	Balls	NBR	-4°F to +210°F	500
21KS	F-94	Single Shut-off	Automatic	Safety Lock/ Air Breathing	Miniature	X	X	-	-	-	-	Balls	NBR	-4°F to +210°F	500
22KA	F-24	Single Shut-off	Automatic	ARO	1/4"	X	-	-	-	-	-	Balls	NBR	-4°F to +210°F	500
23KA	F-11	Single Shut-off	Automatic	Industrial	1/4"	-	X	-	-	-	-	Balls	NBR	-4°F to +210°F	500
23KE	F-88	Single Shut-off	Automatic	Safety, Self Vent	1/4"	-	X	-	-	-	-	Balls & Pins	NBR	-4°F to +210°F	500
23KF	F-11	Straight-Thru	Automatic	Industrial	1/4"	-	X	-	-	-	-	Ball	NBR	-4°F to +210°F	500
24KA	F-9	Single Shut-off	Automatic	Industrial	1/4"	X	X	-	-	-	-	Pins	NBR	-4°F to +210°F	500
24KE	F-89	Single Shut-off	Automatic	Safety, Self Vent	1/4"	-	X	-	-	-	-	Balls & Pins	NBR	-4°F to +210°F	500
24KM	F-7	Single Shut-off	Manual	Industrial	1/4"	X	-	-	-	-	-	Balls & Pins	NBR	-40°F to +250°F	300
25KA	F-33	Single Shut-off	Automatic	European	1/4"	X	X	-	-	X	X*	Balls	NBR	-4°F to +210°F	500
25KA	F-104	Single Shut-off	Automatic	RECTUKEY (no interchange)	1/4"	X	X	-	-	X	X	Balls	NBR	-4°F to +210°F	500
25KB	F-35	Double Shut-off	Automatic	European	1/4"	X	X	-	-	X	X*	Balls	NBR	-4°F to +210°F	500
25KB	F-36	Double Shut-off	Automatic	RECTUKEY (no interchange)	1/4"	X	X	-	-	X	X	Balls	NBR	-4°F to +210°F	500
25KD	F-99	Double Shut-off	Automatic	Safety Lock/ Air Breathing	1/4"	-	X	-	-	-	-	Balls	NBR	-4°F to +210°F	120

* = AISI 316 Ti ** = AISI 316L ***Not included in catalog. Contact customer service for ordering information.

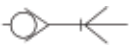
COUPLER GUIDE						Material (see page F-2 for details)						Standard	Standard	Standard	
Coupler Series	Page No.	Coupler Style	Sleeve Type	Interchange	Body Size	M	M N	S N	S Z	R	E	Locking Mech.	Seal Material	Seal Temp Rating	Rated Pressure
25KE	F-91	Single Shut-off	Automatic	Safety, Self Vent	1/4"	-	X	-	-	-	-	Balls	NBR	-4°F to +210°F	120
25KF	F-32	Straight-Thru	Automatic	European	1/4"	X	X	-	-	X	X*	Balls	NBR	-4°F to +210°F	500
25KL	F-80	Double Shut-off	Automatic	Dry Break	Various	X	X	-	-	X	X*	Balls	NBR	-4°F to +210°F	120
25KS	F-98	Single Shut-off	Automatic	Safety Lock/ Air Breathing	1/4"	X	X	-	-	-	-	Balls	NBR	-4°F to +210°F	500
25KS steel	F-98	Single Shut-off	Automatic	Safety Lock/ Air Breathing	1/4"	-	-	X	-	-	-	Balls	NBR	-4°F to +210°F	1015
26KA	F-40	Single Shut-off	Automatic	European	1/4"	X	X	-	-	-	-	Pins	NBR	-4°F to +210°F	500
26KE	F-92	Single Shut-off	Automatic	Safety, Self Vent	1/4"	-	X	-	-	-	-	Balls	NBR	-4°F to +210°F	500
26KF	F-39	Straight-Thru	Automatic	European	1/4"	X	X	-	-	-	-	Pins	NBR	-4°F to +210°F	500
27KA	F-42	Single Shut-off	Automatic	European	3/8"	X	X	-	-	X	X*	Balls	NBR	-4°F to +210°F	500
27KB	F-44	Double Shut-off	Automatic	European	3/8"	X	X	-	-	X	X*	Balls	NBR	-4°F to +210°F	500
27KF	F-42	Straight-Thru	Automatic	European	3/8"	X	X	-	-	X	X*	Balls	NBR	-4°F to +210°F	500
30KA	F-16	Single Shut-off	Automatic	Industrial	3/8"	X	X	-	-	-	-	Pins	NBR	-4°F to +210°F	500
30KF	F-16	Straight-Thru	Automatic	Industrial	3/8"	X	X	-	-	-	-	Pins	NBR	-4°F to +210°F	500
30KM	F-15	Single Shut-off	Manual	Industrial	3/8"	-	-	-	X	-	-	Ball	NBR	-40°F to +250°F	300
37KA	F-19	Single Shut-off	Automatic	Industrial	1/2"	X	X	-	-	-	-	Pins	NBR	-4°F to +210°F	500
37KF	F-19	Straight-Thru	Automatic	Industrial	1/2"	X	X	-	-	-	-	Pins	NBR	-4°F to +210°F	500
37KM	F-18	Single Shut-off	Manual	Industrial	1/2"	-	-	-	X	-	-	Ball	NBR	-40°F to +250°F	300
38KB	F-52	Single or Double	Automatic	Hansen	3/4"	X	X	-	-	-	-	Balls	NBR	-4°F to +210°F	500
39KB	F-54	Single or Double	Automatic	Hansen	1"	X	X	-	-	-	-	Balls	NBR	-4°F to +210°F	500
40KA	F-26	Single Shut-off	Automatic	ARO	3/8"	X	X	-	-	-	-	Pins	NBR	-4°F to +210°F	500
53KM	F-27	Single Shut-off	Manual	Automotive	1/4"	X	-	-	-	-	-	Balls	NBR	-4°F to +210°F	230
55KM	F-28	Single Shut-off	Manual	Automotive	3/8"	-	-	-	X	-	-	Balls	NBR	-4°F to +210°F	230
86	F-73	Manual	Manual	Moldtite, Moldmate	1/4"	X	-	-	-	-	-	Balls	Silicone	+5°F to +390°F	220
87	F-73	Manual	Manual	Moldtite, Moldmate	3/8"	X	-	-	-	-	-	Balls	Silicone	+5°F to +390°F	220
88	F-73	Manual	Manual	Moldtite, Moldmate	1/2"	X	-	-	-	-	-	Balls	FKM	+5°F to +390°F	220
90KA	F-71	Single Shut-off	Automatic	Miniature		X	X	-	-	-	-	Pins	NBR	-4°F to +210°F	500
91KA	F-63	Single Shut-off	Automatic	Sub-Miniature	Various	X	X	-	-	-	-	Pins	NBR	-4°F to +210°F	500
25KF	F-32	Straight-Thru	Automatic	RECTUKEY (no interchange)	1/4"	X	X	-	-	-	-	Balls	NBR	-4°F to +210°F	500

* = AISI 316 Ti ** = AISI 316L

COUPLER GUIDE - PLASTIC						Material				Standard	Standard	Standard	
Coupler Series	Page No.	Coupler Style	Sleeve Type	Interchange	Body Size	M	POM	PVDF	CHEM+	Locking Mech.	Seal Material	Seal Temp Rating	Rated Pressure
21KB	F-68	Double Shut-off	Automatic	None	Miniature	-	X	X	-	Yes	NBR	-4°F to +210°F	150
21KF	F-65	Straight-Thru	Automatic	None	Miniature	-	X	X	-	Yes	NBR	-4°F to +210°F	150
48KB	F-114	Double Shut-off	Automatic	None	1/4"	-	X	X	X	Yes	NBR	-4°F to +210°F	0-145

COUPLER GUIDE - PLASTIC & METAL						Material				Standard	Standard	Standard	
Coupler Series	Page No.	Coupler Style	Sleeve Type	Interchange	Body Size	M	POM	R	E	Locking Mech.	Seal Material	Seal Temp Rating	Rated Pressure
71KB	F-119	Double Shut-off	Manual	ISO-B	1/8"	X	X	X	X	Balls	NBR	-4°F to +210°F	3625
72KB	F-120	Double Shut-off	Manual	ISO-B	1/4"	X	X	X	X	Balls	NBR	-4°F to +210°F	2900
73KB	F-121	Double Shut-off	Manual	ISO-B	3/8"	X	X	X	X	Balls	NBR	-4°F to +210°F	2900
74KB	F-122	Double Shut-off	Manual	ISO-B	1/2"	X	X	X	X	Balls	NBR	-4°F to +210°F	2175
75KB	F-123	Double Shut-off	Manual	ISO-B	3/4"	X	X	X	X	Balls	NBR	-4°F to +210°F	1450
76KB	F-124	Double Shut-off	Manual	ISO-B	1"	X	X	X	X	Balls	NBR	-4°F to +210°F	1450

TUBING
FITTINGS
BALL VALVES
FILTER, REGULATOR & LUBRICATOR
HOSE
COUPLERS
BLOW GUN/ACCESS.
TECHNICAL



TUBING

FITTINGS

BALL VALVES

FILTER, REGULATOR & LUBRICATOR

HOSE

COUPLERS

BLOW GUN/ACCESS.

TECHNICAL

Low Pressure Couplers

INDUSTRIAL INTERCHANGE



Series 24 KM
F-7



Series 24 KA & KF
F-9



Series 23 KA & KF
F-11



Series 1423 KA
F-13



Series 30 KM
F-14



Series 30 KA & KF
F-16



Series 37 KM
F-18



Series 37 KA & KF
F-19

ARO INTERCHANGE



Series 14 KM
F-21



Series 14 KA & KF
F-23



Series 22 KA
F-24



Series 40 KA
F-26

AUTOMOTIVE INTERCHANGE



Series 53 KM & 55KM
F-27, F-28



Series 12 UN
F-30

UNIVERSAL COUPLER

EUROPEAN INTERCHANGE



Series 25 KA & KF
F-32



Series 25 KB
F-35



Series 1625 KA
F-38



Series 26 KA & KF
F-39



Series 1600KA
F-41



Series 27 KA & KF
F-42



Series 27 KB
F-44



SCHRADER INTERCHANGE



Series 17 KA
F-46



Series 17 TL
F-47

LINCOLN COUPLER



Series 15 KM
F-49

NITTO-KOHKI INTERCHANGE



Series 13 KA
F-50

HANSEN COUPLER



Series 38 KB
F-52

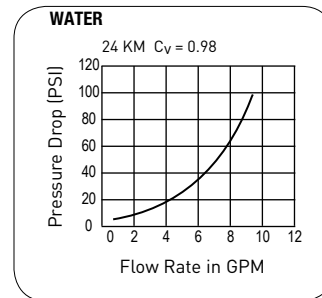
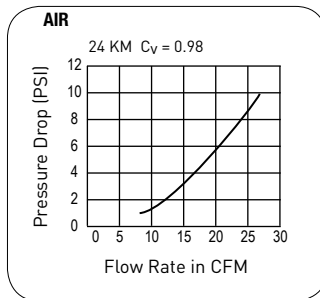


Series 39 KB
F-54

Industrial Interchange

SERIES 24 KM - 1/4" Body - Manual Single Shut-Off - NOMINAL PLUG BORE .22"

Integral sleeve guard prevents accidental disconnecting of the coupler if it is snagged on an obstruction as it is dragged along the ground. Deep knurls and grooves on the sleeves assure a secure gripping surface for easy operation.



INTERCHANGE

RECTUS 24	Ind. Interchange 1/4"
FOSTER	US-MIL-SPEC-C-4109
CEJN	HANSEN 3000
ISO 6150B	GROMELLE 600
PARKER 20, 30 & HF	

Working Temperature depending on medium
-40°F up to +250°F

At a temperature below -40°F and above +250°F special seals are available.

Working Pressure

300 psi, maximum static working pressure with 4:1 design factor.

MATERIAL	
COUPLER	STANDARD
Back Body	Brass
Valve Body	Brass
Sleeve	Brass
Valve	Zinc
Spring & Locking Ring	AISI 301
Locking Balls	Stainless Steel
Seals	NBR
PLUG	
Threaded	Steel Hardened, Nickel Plated
Barbed	Steel Hardened, Nickel Plated



TUBING

FITTINGS

BALL VALVES

FILTER, REGULATOR & LUBRICATOR

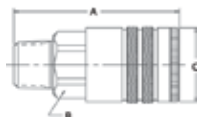
HOSE

COUPLERS

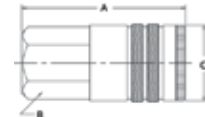
BLOW GUN/ACCESS.

TECHNICAL

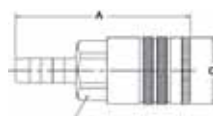
Series 24 KM Couplers										
Coupler Type	Connection (A)	Hex (SW)	Length (L)	Depth (D)	L1	L2	Hex1 (SW1)	B	G	Standard Design P/N
Male Thread	1/8" NPT	.75	1.89	.88						24KM AN10 MPX
	1/4" NPT	.75	2.05	.88						24KM AN13 MPX
	3/8" NPT	.75	2.08	.88						24KM AN17 MPX
Female Thread	1/8" NPSF	.75	1.83	.88						24KM IN10 MPX
	1/4" NPSF	.75	1.83	.88						24KM IN13 MPX
	3/8" NPSF	.81	1.95	.94						24KM IN17 MPX
Hose Barb	1/4"	.75	2.49	.88						24KM TF06 MPX
	5/16"	.75	2.49	.88						24KM TF08 MPX
	3/8"	.75	2.49	.88						24KM TF10 MPX
Push-Lock Hose Barb	1/4" P.L.	.75	2.32	.88						24KM TP06 MPX
	3/8" P.L.	.75	2.47	.88						24KM TP10 MPX



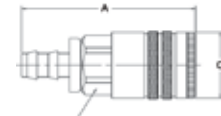
Male Thread Coupler



Female Thread Coupler

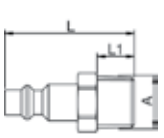


Hose Barb Coupler

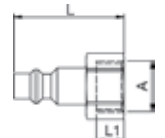


Push-Lock Hose Barb Coupler

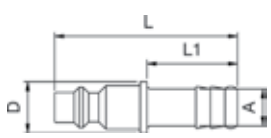
Series 23 (24) SF Plugs												
Plug Type	Connection (A)	Hex (SW)	Length (L)	Depth (D)	L1	L2	Hex1 (SW1)	B	G	Standard Design P/N	Brass P/N	Brass, Nickel Plated P/N
Female Thread**	1/8"	.50	1.38	.58	.61					23SF IN10 SXZ	23SF IN10 MXX	23SF IN10 MXN
	1/4"	.62	1.56	.72	.80					23SF IN13 SXZ	23SF IN13 MXX	23SF IN13 MXN
	3/8"	.81	1.60	.94	.83					23SF IN17 SXZ	23SF IN17 MXX	23SF IN17 MXN
Male Thread**	1/8"	.50	1.56	.58	.80					23SF AN10 SXZ	23SF AN10 MXX	23SF AN10 MXN
	1/4"	.56	1.72	.65	.95					23SF AN13 SXZ	23SF AN13 MXX	23SF AN13 MXN
	3/8"	.69	1.81	.80	1.05					23SF AN17 SXZ	23SF AN17 MXX	23SF AN17 MXN
Hose Barb*	1/4"		2.09	.55	1.33					23SF TF06 SXZ	23SF TF06 MXX	23SF TF06 MXN
	5/16"		2.09	.55	1.33					23SF TF08 SXZ	23SF TF08 MXX	23SF TF08 MXN
	3/8"		2.09	.55	1.33					23SF TF10 SXZ	23SF TF10 MXX	23SF TF10 MXN
Push-Lock Hose Barb**	1/4"		1.93	.69	1.16					23SF TP06 SXZ	23SF TP06 MXX	23SF TP06 MXN
	3/8"		2.08	.86	1.31					23SF TP10 SXZ	23SF TP10 MXX	23SF TP10 MXN



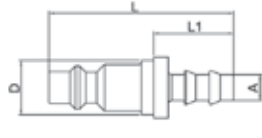
Male Thread Plug



Female Thread Plug



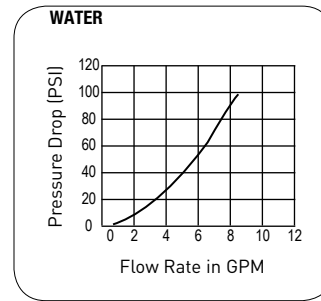
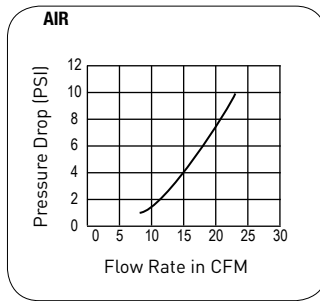
Hose Barb Plug



Push Lock Hose Barb Plug

SERIES 24 KA - 1/4" Body - Automatic Single Shut-Off - NOMINAL PLUG BORE .22"

Single hand quick connect coupler with a sealed sleeve to prevent dirt from reaching the internal parts.



INTERCHANGE

RECTUS 14 & 23	PARKER 20, 30 & HF Series
ORION 44510	US-MIL-SPEC-C-4109 various Swiss products
GROMELLE	ISO 6150 B CEJN 300 & 310
FOSTER	HANSEN 3000

MATERIAL

COUPLER	STANDARD	NICKEL PLATED
Back Body	Brass	Brass, Nickel Plated
Valve Body	Brass	Brass, Nickel Plated
Sleeve	Brass	Brass, Nickel Plated
Valve	Brass	Brass
Spring & Locking Ring	AISI 301	AISI 301
Pins	AISI 420	AISI 420
Seals	NBR	NBR
PLUG		
Threaded	Steel Hardened, Nickel Plated	Brass, Nickel Plated
Barbed	Steel Hardened, Nickel Plated	

Working Temperature depending on medium

- 4°F up to +210°F (NBR)
- 40°F up to +250/300°F (EPDM)
- +5°F up to +400°F (FKM)

At a temperature below -40°F and above +250°F special seals are available.

Working Pressure

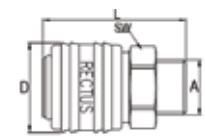
500 psi, maximum static working pressure with 4:1 design factor.

Note

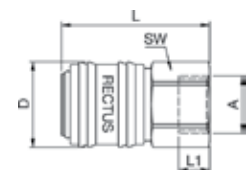
BSP female and BSPT (DIN2999) threads are available upon request.

Series 24 KA Couplers

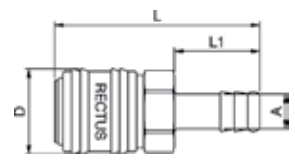
Coupler Type	Connection (A)	Hex (SW)	Length (L)	Depth (D)	L1	L2	Hex1 (SW1)	B	G	Standard Design P/N	Nickel Plated P/N
Male Thread	1/4" NPT	.86	1.81	1.06	.47					24KA AN13 MPX	24KA AN13 MPN
	3/8" NPT	.86	1.81	1.06	.47					24KA AN17 MPX	24KA AN17 MPN
Female Thread	1/4" NPSF	.86	2.06	1.06	.55					24KA IN13 MPX	24KA IN13 MPN
	3/8" NPSF	.86	2.06	1.06	.55					24KA IN17 MPX	24KA IN17 MPN
Hose Barb	1/4"	.82	2.36	1.06	.98					24KA TF06 MPX	24KA TF06 MPN
	3/8"	.82	2.36	1.06	.98					24KA TF10 MPX	24KA TF10 MPN
Push-Lock Hose Barb	1/4" P.L.	.82	2.16	1.06	.80					24KA TP06 MPX	24KA TP06 MPN
	3/8" P.L.	.82	2.28	1.06	.95					24KA TP10 MPX	24KA TP10 MPN
Plastic Hose Connection	1/4" x 5/16"	.82	1.69	1.06	.27					24KA KO08 MPX	24KA KO08 MPN
	3/8" x .455"	.82	1.85	1.06	.27					24KA KO12 MPX	24KA KO12 MPN



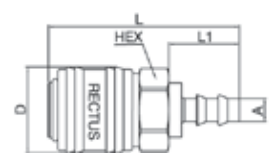
Male Thread Coupler



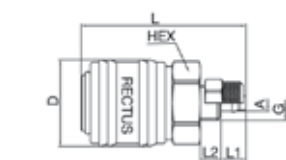
Female Thread Coupler



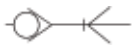
Hose Barb Coupler



Push-Lock Hose Barb Coupler



Plastic Hose Connection Coupler



TUBING

FITTINGS

BALL VALVES

FILTER, REGULATOR & LUBRICATOR

HOSE

COUPLERS

BLOW GUN/ACCESS.

TECHNICAL

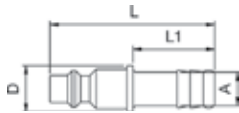
Series 23 (24) SF Plugs

Plug Type	Connection (A)	Hex (SW)	Length (L)	Depth (D)	L1	L2	Hex1 (SW1)	B	G	Standard Design P/N	Nickel Plated P/N
Hose Barb*	1/4"		2.00	.55	.98					23SF TF06 SXN	-
	5/16"		2.00	.55	.98					23SF TF08 SXN	-
	3/8"		2.00	.55	.98					23SF TF10 SXN	-
	1/2"		2.00	.55	.98					23SF TF13 SXN	-
Push-Lock Hose Barb***	1/4" P.L.		1.85	.55	.80					23SF TP06 MXX	-
	3/8" P.L.		2.00	.55	.95					23SF TP10 MXX	-
Plastic Hose Connection***	1/4" x 5/16"	.55	1.65		.27	.23			M 12x1	23SF K008 MXX	23SF K008 MXN
	5/16" x .393"	.66	1.81		.33	.33			M 16x1	23SF K010 MXX	23SF K010 MXN
Male Thread*	1/8" NPT	.51	1.53		.35					23SF AN10 SXN	-
	1/4" NPT	.55	1.65		.47					23SF AN13 SXN	-
	3/8" NPT	.67	1.59		.47					23SF AN17 SXN	-
Female Thread*	1/4" NPSF	.67	1.73		.51					23SF IN13 SXN	-
	3/8" NPSF	.74	1.81		.55					23SF IN17 SXN	-
Flex-Joint, Male Thread*	1/4" NPT	.66	2.71		.47					23FA AN13 SPN	-
Hose Barb w/Recoil Eliminator***	1/4"	.82	2.51		.98					23SR TF06 MXX	-
	5/16"	.82	2.51		.98					23SR TF08 MXX	-
	3/8"	.82	2.51		.98					23SR TF10 MXX	-
	1/2"	.82	2.51		.98					23SR TF13 MXX	-

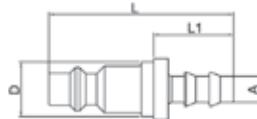
* Nickel Plated Hardened Steel

** Zinc Plated Hardened Steel

***Brass or Nickel Plated



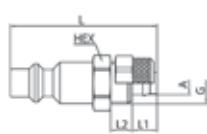
Hose Barb Plug



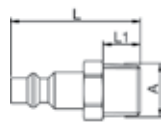
Push Lock Hose Barb Plug



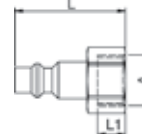
Hose Barb w/Recoil Eliminator Plug



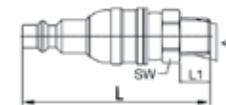
Plastic Hose Connection Plug



Male Thread Plug



Female Thread Plug

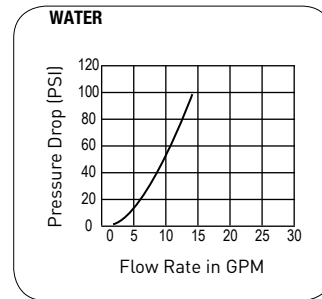
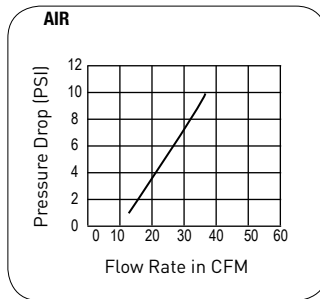


Flex Joint, Male Thread Plug



SERIES 23 KA & 23 KF - 1/4" Body - Automatic Single Shut-Off & Straight-Thru - NOMINAL PLUG BORE .22"

The 23 Series is the optimum flow alternative to the 24 Series. It is fitted with the ULTRA-FLO valve and can be used with large compressed air tools.



INTERCHANGE

RECTUS 24KM	PARKER 20 & HF
ISO 6150 B	US-MIL-SPEC-C-4109
GROMELLE 600	Ind. Interchange 1/4"
CEJN	HANSEN 3000
FOSTER	

Working Temperature depending on medium

- 4°F up to +210°F (NBR)
- 40°F up to +250/300°F (EPDM)
- +5°F up to +400°F (FKM)

At a temperature below -40°F and above +250°F special seals are available.

Working Pressure

500 psi, maximum static working pressure with 4:1 design factor.

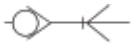
Note

BSP female and BSPT (DIN2999) threads are available upon request.

MATERIAL	
COUPLER	STANDARD
Back Body	Brass, Nickel Plated
Valve Body	Brass, Nickel Plated
Sleeve	Steel Hardened, Nickel Plated
Valve	Zinc Die-Casting, Nickel Plated
Inner Sleeve	Brass
Spring Plate	Brass
Spring & Locking Ring	AISI 301
Locking Balls	AISI 420
Seals	NBR
Nipples	
Threaded	Steel Hardened, Nickel or Zinc Plated
Barbed	Steel Hardened, Nickel Plated

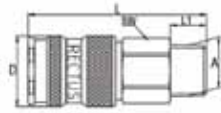
This series is also available without a valve in a Straight-Thru design.

For Straight-Thru Couplers, please change the part number from 23KA to 23KF when ordering.

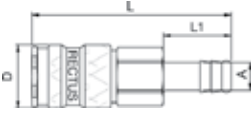


TUBING
FITTINGS
BALL VALVES
FILTER, REGULATOR & LUBRICATOR
HOSE
COUPLERS
BLOW GUN/ACCESS.
TECHNICAL

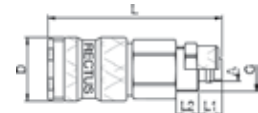
Series 23 KA Couplers											
Coupler Type	Connection (A)	Hex (SW)	Length (L)	Depth (D)	L1	L2	Hex1 (SW1)	B	G	Standard Design P/N	Nickel Plated P/N
Male Thread	1/4" NPT	.74	2.32	.90	.47					23KA AN13 MPX	23KA AN13 MPN
	3/8" NPT	.74	2.32	.90	.47					23KA AN17 MPX	23KA AN17 MPN
	1/2" NPT	.86	2.36	.90	.66					23KA AN21 MPX	23KA AN21 MPN
Female Thread	1/4" NPSF	.74	2.34	.90	.51					23KA IN13 MPX	23KA IN13 MPN
	3/8" NPSF	.74	2.59	.90	.55					23KA IN17 MPX	23KA IN17 MPN
	1/2" NPSF	.94	2.71	.90	.72					23KA IN21 MPX	23KA IN21 MPN
Hose Barb	1/4"	.74	2.87	.90	.98					23KA TF06 MPX	23KA TF06 MPN
	5/16"	.74	2.87	.90	.98					23KA TF08 MPX	23KA TF08 MPN
	3/8"	.74	2.87	.90	.98					23KA TF10 MPX	23KA TF10 MPN
	1/2"	.74	2.87	.90	.98					23KA TF13 MPX	23KA TF13 MPN
Push-Lock Hose Barb	1/4" P.L.	.74	2.85	.90	.80					23KA TP06 MPX	23KA TP06 MPN
	3/8" P.L.	.74	2.97	.90	.95					23KA TP10 MPX	23KA TP10 MPN
Plastic Hose Connection	1/4" x 5/16"	.74	2.36	.90	.27	.23			M 12x1	23KA K008 MPX	23KA K008 MPN



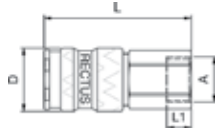
Male Thread Coupler



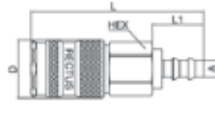
Hose Barb Coupler



Plastic Hose Connection Coupler



Female Thread Coupler



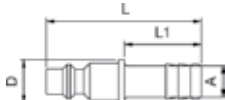
Push-Lock Hose Barb Coupler

Series 23 SF Plugs											
Plug Type	Connection (A)	Hex (SW)	Length (L)	Depth (D)	L1	L2	Hex1 (SW1)	B	G	Standard Design P/N	Nickel Plated P/N
Hose Barb*	1/4"		2.00	.55	.98					23SF TF06 SXN	-
	5/16"		2.00	.55	.98					23SF TF08 SXN	-
	3/8"		2.00	.55	.98					23SF TF10 SXN	-
	1/2"		2.00	.55	.98					23SF TF13 SXN	-
Push-Lock Hose Barb***	1/4" P.L.		1.85	.55	.80					23SF TP06 MXX	-
	3/8" P.L.		2.00	.55	.95					23SF TP10 MXX	-
Plastic Hose Connection***	1/4" x 5/16"	.55	1.65		.27	.23			M 12x1	23SF K008 MXX	23SF K008 MXN
	5/16" x .393"	.66	1.81		.33	.33			M 16x1	23SF K010 MXX	23SF K010 MXN
Male Thread*	1/8" NPT	.51	1.53		.35					23SF AN10 SXN	-
	1/4" NPT	.55	1.65		.47					23SF AN13 SXN	-
	3/8" NPT	.67	1.59		.47					23SF AN17 SXN	-
Female Thread*	1/4" NPSF	.67	1.73		.51					23SF IN13 SXN	-
	3/8" NPSF	.74	1.81		.55					23SF IN17 SXN	-
Flex-Joint, Male Thread*	1/4" NPT	.66	2.71		.47					23FA AN13 SPN	-
Hose Barb w/Recoil Eliminator***	1/4"	.82	2.51		.98					23SR TF06 MXX	-
	5/16"	.82	2.51		.98					23SR TF08 MXX	-
	3/8"	.82	2.51		.98					23SR TF10 MXX	-
	1/2"	.82	2.51		.98					23SR TF13 MXX	-

* Nickel Plated Hardened Steel

** Zinc Plated Hardened Steel

***Brass or Nickel Plated



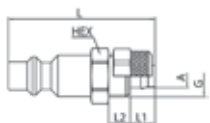
Hose Barb Plug



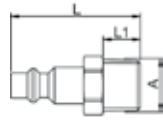
Push Lock Hose Barb Plug



Hose Barb w/Recoil Eliminator Plug



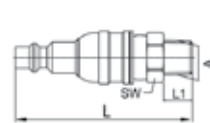
Plastic Hose Connection Plug



Male Thread Plug



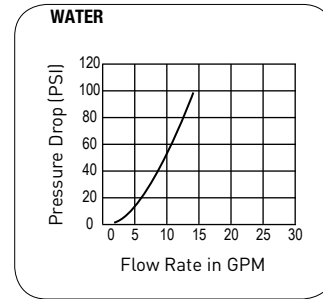
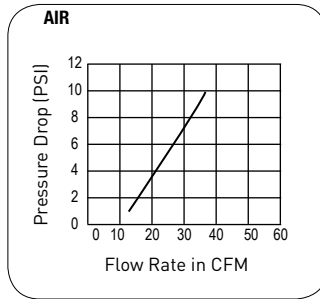
Female Thread Plug



Flex Joint, Male Thread Plug

SERIES 1423 KA - 1/4" Body - Automatic Single Shut-Off - NOMINAL PLUG BORE .22"

Premium industrial coupler with especially robust 2-component plastic sleeve.



INTERCHANGE

RECTUS 23 & 24	RECTUS 1400	ISO 6150B
CEJN 310	TEMA 1400	US-MIL-SPEC-C-4109
FOSTER	ORION 44510	Ind. Interchange 1/4"
HANSEN 3000	GROMELLE 600	
PARKER 20 & HF	JWL 521 & 531	

MATERIAL

COUPLER	STANDARD
Back Body	Steel, Nickel Plated
Valve Body	Steel, QPQ Treated
Sleeve	PA6 + TPE
Valve	Brass
Spring & Locking Ring	AISI 301
Locking Balls	AISI 420
Seals	NBR
PLUG	Steel Hardened, Nickel Plated

Working Temperature depending on medium

- 4°F up to +176°F (NBR)
- 4°F up to +176° (EPDM)
- 5°F up to +400° (FKM)

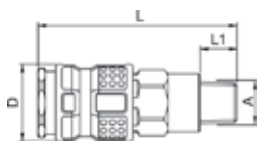
At a temperature below -4°F and above +176°F special seals are available.

Working Pressure

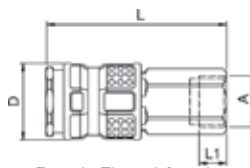
500 psi, maximum static working pressure with 4:1 design factor.

Series 1423 KA Couplers

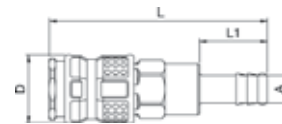
Coupler Type	Connection (A)	Hex (SW)	Length (L)	Depth (D)	L1	L2	Hex1 (SW1)	B	G	Standard Design P/N
Male Thread	1/4" NPT	.75	2.56	1.02	.47					1423KA AN13 SPN
	3/8" NPT	.75	2.56	1.02	.47					1423KA AN17 SPN
	1/2" NPT	.87	2.34	1.02	.67					1423KA AN21 SPN
Female Thread	1/4" NPT	.75	2.32	1.02	.35					1423KA IN13 SPN
	3/8" NPT	.75	2.32	1.02	.35					1423KA IN17 SPN
	1/2" NPT	.96	2.44	1.02	.47					1423KA IN21 SPN
Hose Barb	1/4"	.75	3.15	1.02	.98					1423KA TF06 SPN
	3/8"	.75	3.15	1.02	.98					1423KA TF08 SPN
	1/2"	.75	3.15	1.02	.98					1423KA TF10 SPN 1423KA TF13 SPN



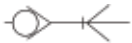
Male Thread Coupler



Female Thread Coupler



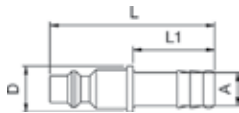
Hose Barb Coupler



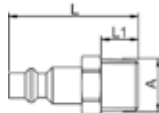
TUBING
FITTINGS
BALL VALVES
FILTER, REGULATOR & LUBRICATOR
HOSE
COUPLERS
BLOW GUN/ACCESS.
TECHNICAL

Series 23 SF Plugs											
Plug Type	Connection (A)	Hex (SW)	Length (L)	Depth (D)	L1	L2	Hex1 (SW1)	B	G	Standard Design P/N	Brass P/N
Hose Barb	1/4"		2.01	.55	.358					23SF TF06 SXN	23SF TF06 MXX*
	5/16"		2.01	.55	.358					23SF TF08 SXN	23SF TF08 MXX
	3/8"		2.01	.55	.358					23SF TF10 SXN	23SF TF10 MXX
	1/2"		2.01	.55	.358					23SF TF13 SXN	-
Male Thread	1/8" NPT	.51	1.54		.35					23SF AN10 SXN	23SF AN10 MXX
	1/4" NPT	.55	1.65		.47					23SF AN13 SXN	23SF AN13 MXX
	3/8" NPT	.67	1.65		.47					23SF AN17 SXN	23SF AN17 MXX
	1/2" NPT	.87	1.89		.67					23SF AN21 SXN	-
Female Thread	1/8" NPSF	.55	1.42		.35					23SF IN10 SXN	-
	1/4" NPSF	.67	1.42		.35					23SF IN13 SXN	23SF IN13 MXX
	3/8" NPSF	.75	1.42		.35					23SF IN17 SXN	23SF IN17 MXX
	1/2" NPSF	.95	1.54		.47					23SF IN21 SXN	-
Flex Joint, Male Thread	1/4" BSP-T	.67	2.68		.43					23FA AN13 SPN	-

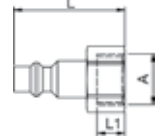
* Nickel Plated



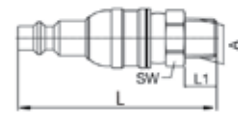
Hose Barb Plug



Male Thread Plug

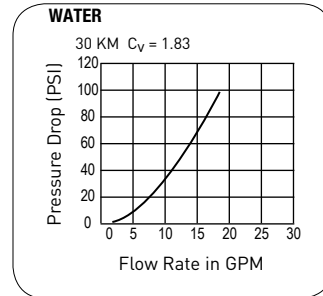
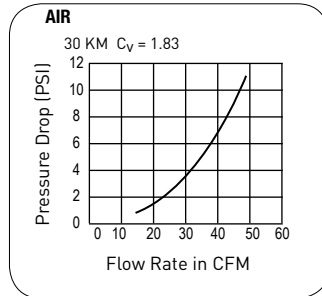


Female Thread Plug



Flex Joint, Male Thread

SERIES 30 KM - 3/8" Body - Manual Single Shut-Off - NOMINAL PLUG BORE .33"



INTERCHANGE

HANSEN 4000 PARKER 20 & HF
 ISO 6150 B US-MIL-SPEC-C-4109
 GROMELLE 900 Ind. Interchange 3/8"

Working Temperature depending on medium
 -40°F up to +250°F

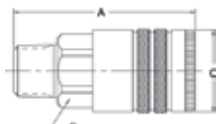
At a temperature below -40°F and above +250°F special seals are available.

Working Pressure

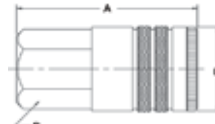
300 psi, maximum static working pressure with 4:1 design factor.

MATERIAL	
COUPLER	STANDARD
Back Body	Zinc Plated Steel with Clear Trivalent Chromate
Sleeve	Zinc Plated Steel with Clear Trivalent Chromate
Valve	Zinc
Locking Balls	Stainless Steel
Seals	NBR
PLUG	
Threaded	Steel Hardened, Nickel Plated
Barbed	Steel Hardened, Nickel Plated

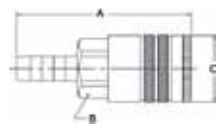
Series 30 KM Couplers										
Coupler Type	Connection (A)	Hex (SW)	Length (L)	Depth (D)	L1	L2	Hex1 (SW1)	B	G	Standard Design P/N
Male Thread	1/4" NPT	.88	2.36	1.06						30KM AN13 SPZ
	3/8" NPT	.88	2.39	1.06						30KM AN17 SPZ
	1/2" NPT	.88	2.55	1.06						30KM AN21 SPZ
Female Thread	1/4" NPSF	.88	2.22	1.06						30KM IN13 SPZ
	3/8" NPSF	.88	2.28	1.06						30KM IN17 SPZ
	1/2" NPSF	.88	2.55	1.06						30KM IN21 SPZ
Hose Barb	3/8"	.88	2.86	1.06						30KM TF10 SPZ
	1/2"	.88	3.08	1.06						30KM TF13 SPZ
Push-Lock Hose Barb	3/8" P.L.	.88	2.88	1.06						30KM TP10 SPZ



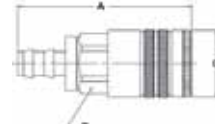
Male Thread Coupler



Female Thread Coupler



Hose Barb Coupler

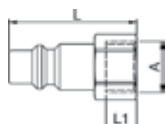


Push-Lock Hose Barb Coupler

Series 30 SF Plugs										
Plug Type	Connection (A)	Hex (SW)	Length (L)	Depth (D)	L1	L2	Hex1 SW1	B	G	Standard Design P/N
Female Thread**	1/4"	.62	1.60	.72	.65					30SF IN13 SXN
	3/8"	.81	1.69	.94	.74					30SF IN17 SXN
	1/2"	1.00	1.84	1.16	.90					30SF IN21 SXN
Male Thread**	1/4"	.62	1.88	.72	.93					30SF AN13 SXN
	3/8"	.69	1.91	.80	.96					30SF AN17 SXN
	1/2"	.88	2.12	1.02	1.18					30SF AN21 SXN
Hose Barb*	3/8"		2.19	.62	1.24					30SF TF10 SXN
	1/2"		2.19	.68	1.52					30SF TF13 SXN
Push-Lock Hose Barb**	3/8" P.L.		2.17	.86	1.23					30SF TP10 SXN
	1/2" P.L.		2.31	.97	1.37					30SF TP13 SXN

* Nickel Plated Hardened Steel

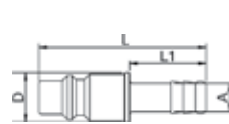
** Zinc Plated Hardened Steel



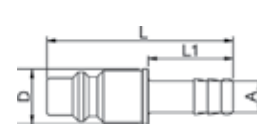
Female Thread Plug



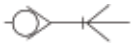
Male Thread Plug



Hose Barb Plug



Push Lock Hose Barb Plug



TUBING

FITTINGS

BALL VALVES

FILTER, REGULATOR & LUBRICATOR

HOSE

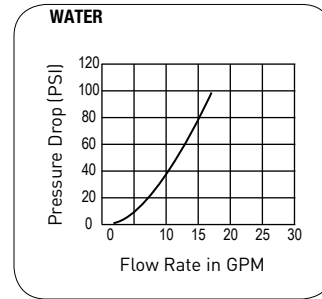
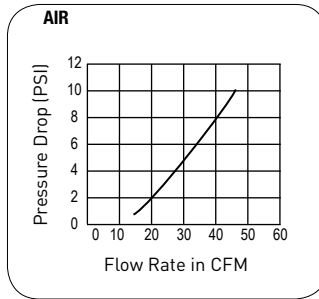
COUPLERS

BLOW GUN/ACCESS.

TECHNICAL

SERIES 30 KA & 30 KF - 3/8" Body - Automatic Single Shut-Off & Straight-Thru - NOMINAL PLUG BORE .33"

A rugged coupler with a pin locking system and steel valve body.



INTERCHANGE

HANSEN 4000	PARKER 20, 30 & HF
ISO 6150 B	US-MIL-SPEC-C-4109
GROMELLE 900	Ind. Interchange 3/8"

Working Temperature depending on medium

- 4°F up to +210°F (NBR)
- 40°F up to +250/300°F (EPDM)
- +5°F up to +400°F (FKM)

At a temperature below -40°F and above +300°F special seals are available.

Working Pressure

500 psi, maximum static working pressure with 4:1 design factor.

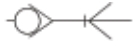
Note

BSP male & female threads are available upon request.

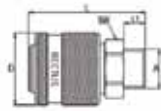
MATERIAL		
COUPLER	STANDARD	NICKEL PLATED
Back Body	Brass	Brass, Nickel Plated
Valve Body	Steel, Zinc Chromatized	Steel, Zinc Chromatized
Sleeve	Brass	Brass, Nickel Plated
Valve	Brass	Brass
Spring & Locking Rings	AISI 301	AISI 301
Pins	AISI 420	AISI 420
Seals	NBR	NBR
PLUG		
Threaded	Steel Hardened, Nickel Plated	
Barbed	Steel Hardened, Nickel Plated	

This series is also available without a valve in a Straight-Thru design.

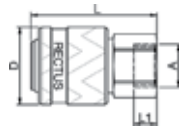
For Straight-Thru Couplers, please change the part number from 30KA to 30KF when ordering.



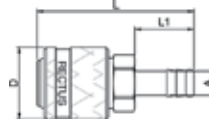
Series 30 KA Couplers											
Coupler Type	Connection (A)	Hex (SW)	Length (L)	Depth (D)	L1	L2	Hex1 (SW1)	B	G	Standard Design P/N	Nickel Plated P/N
Male Thread	1/4" NPT	.86	2.04	1.18	.47					30KA AN13 SPX	30KA AN13 SPN
	3/8" NPT	.86	2.04	1.18	.47					30KA AN17 SPX	30KA AN17 SPN
	1/2" NPT	.86	2.29	1.18	.66					30KA AN21 SPX	30KA AN21 SPN
Female Thread	1/4" NPSF	.86	2.16	1.18	.66					30KA IN13 SPX	30KA IN13 SPN
	3/8" NPSF	.86	2.18	1.18	.55					30KA IN17 SPX	30KA IN17 SPN
	1/2" NPSF	.94	2.34	1.18	.72					30KA IN21 SPX	30KA IN21 SPN
Hose Barb	1/4"	.82	2.59	1.18	.98					30KA TF06 SPX	30KA TF06 SPN
	5/16"	.82	2.59	1.18	.98					30KA TF08 SPX	30KA TF08 SPN
	3/8"	.82	2.59	1.18	.98					30KA TF10 SPX	30KA TF10 SPN
	1/2"	.82	2.59	1.18	.98					30KA TF13 SPX	30KA TF13 SPN



Male Thread Coupler



Female Thread Coupler

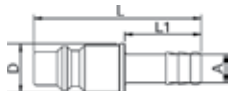


Hose Barb Coupler

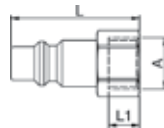
Series 30 SF Plugs											
Plug Type	Connection (A)	Hex (SW)	Length (L)	Depth (D)	L1	L2	Hex1 (SW1)	B	G	Standard Design P/N	
Hose Barb*	1/4"		2.16	.63	.98					30SF TF06 SXN	
	5/16"		2.16	.63	.98					30SF TF08 SXN	
	3/8"		2.16	.63	.98					30SF TF10 SXN	
	1/2"		2.16	.63	.98					30SF TF13 SXN	
Male Thread**	1/4" NPT	.66	1.77		.47					30SF AN13 SXN	
	3/8" NPT	.66	1.81		.47					30SF AN17 SXN	
	1/2" NPT	.86	2.00		.66					30SF AN21 SXN	
Female Thread**	1/4" NPSF	.66	1.85		.51					30SF IN13 SXN	
	3/8" NPSF	.74	1.92		.55					30SF IN17 SXN	
	1/2" NPSF	.94	2.14		.78					30SF IN21 SXN	

* Nickel Plated Hardened Steel

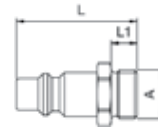
** Zinc Plated Hardened Steel



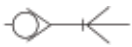
Hose Barb Plug



Female Thread Plug



Male Thread Plug



TUBING

FITTINGS

BALL VALVES

FILTER, REGULATOR & LUBRICATOR

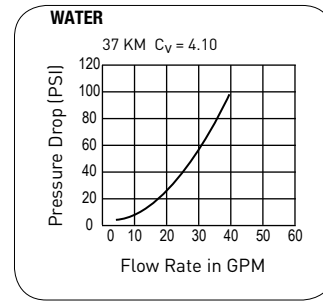
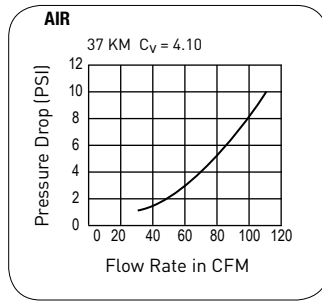
HOSE

COUPLERS

BLOW GUN/ACCESS.

TECHNICAL

SERIES 37 KM - 1/2" Body - Manual Single Shut-Off - NOMINAL PLUG BORE .43"



INTERCHANGE

HANSEN 4000 PARKER 20
ISO 6150 B US-MIL-SPEC-C-4109
GROMELLE 900 Ind. Interchange 3/8"

MATERIAL

COUPLER	STANDARD
Back Body	Zinc Plated Steel with Clear Trivalent Chromate
Sleeve	Zinc Plated Steel with Clear Trivalent Chromate
Valve	Zinc Plated Steel
Locking Balls	Stainless Steel
Seals	NBR
PLUG	
Threaded	Steel Hardened, Nickel Plated
Barbed	Steel Hardened, Nickel Plated

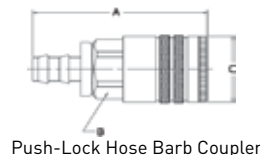
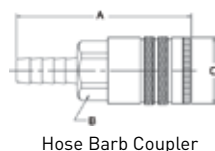
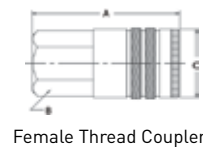
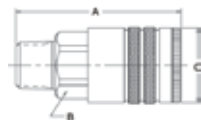
Working Temperature depending on medium
-40°F up to +250°F (NBR)

At a temperature below -40°F and above +300°F
special seals are available.

Working Pressure

300 psi, maximum static working pressure
with 4:1 design factor.

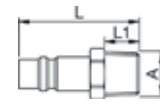
37 KM Couplers										
Coupler Type	Connection (A)	Hex (SW)	Length (L)	Depth (D)	L1	L2	Hex1 SW1	B	G	Standard Design P/N
Male Thread	3/8" NPT	1.00	2.93	1.19						37KM AN17 SPZ
	1/2" NPT	1.00	3.08	1.19						37KM AN21 SPZ
	3/4" NPT	1.00	3.21	1.30						37KM AN26 SPZ
Female Thread	3/8" NPSF	1.00	2.74	1.19						37KM IN17 SPZ
	1/2" NPSF	1.00	2.96	1.19						37KM IN21 SPZ
	3/4" NPSF	1.00	3.19	1.44						37KM IN26 SPZ
Hose Barb	3/8"	1.00	3.37	1.19						37KM TF10 SPZ
	1/2"	1.00	3.62	1.19						37KM TF13 SPZ
Push-Lock Hose Barb	3/8" P.L.	1.00	3.35	1.19						37KM TP10 SPZ
	1/2" P.L.	1.00	3.46	1.19						37KM TP13 SPZ



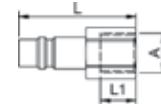
37 SF Plugs										
Plug Type	Connection (A)	Hex (SW)	Length (L)	Depth (D)	L1	L2	Hex1 SW1	B	G	Standard Design P/N
Male Thread**	3/8" NPT	.81	2.03	.94	.79					37SF AN17 SXN
	1/2" NPT	1.00	2.25	1.16	1.01					37SF AN21 SXN
	3/4" NPT	1.25	2.38	1.44	1.13					37SF AN26 SXN
Female Thread**	3/8" NPSF	.69	2.31	.79	1.07					37SF IN17 SXN
	1/2" NPSF	.88	2.47	1.01	1.22					37SF IN21 SXN
	3/4" NPSF	1.13	2.53	1.30	1.29					37SF IN26 SXN
Hose Barb*	3/8"		2.53	.68	1.29					37SF TF10 SXN
	1/2"		2.53	.68	1.57					37SF TF13 SXN
Push-Lock Hose Barb**	3/8" P.L.		2.52	.86	1.27					37SF TP10 SXN
	1/2" P.L.		2.66	.97	1.42					37SF TP13 SXN

* Nickel Plated Hardened Steel

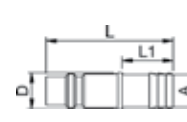
** Zinc Plated Hardened Steel



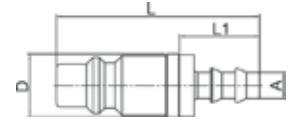
Female Thread Plug



Male Thread Plug



Hose Barb Plug



Push Lock Hose Barb Plug

TUBING

FITTINGS

BALL VALVES

FILTER, REGULATOR & LUBRICATOR

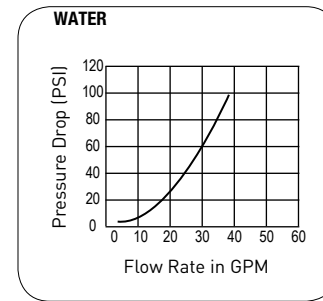
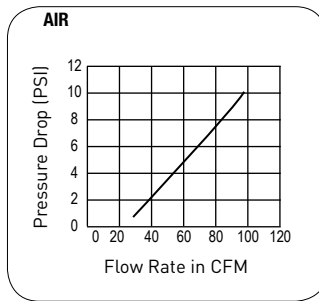

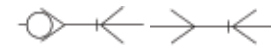
HOSE

COUPLERS

BLOW GUN/ACCESS.

TECHNICAL

SERIES 37KA & 37KF - 1/2" Body - Automatic Single Shut-Off & Straight-Thru - - NOMINAL PLUG BORE .43"



INTERCHANGE	
HANSEN 5000	GROMELLE 1300
ISO 6150 B	US-MIL-SPEC-C-4109
PARKER 20, 30 & HF	Ind. Interchange 1/2"

COUPLER	MATERIAL	
	STANDARD	NICKEL PLATED
Back Body	Brass	Brass, Nickel Plated
Valve Body	Brass	Brass, Nickel Plated
Sleeve	Brass	Brass, Nickel Plated
Valve	Brass	Brass
Spring & Locking Ring	AISI 301	AISI 301
Pins	AISI 420	AISI 420
Seals	NBR	NBR
PLUG		
Threaded	Steel Hardened, Nickel Plated	Steel Hardened, Nickel Plated
Barbed	Steel Hardened, Nickel Plated	

Working Temperature depending on medium

- 4°F up to +210°F (NBR)
- 40°F up to +250/300°F (EPDM)
- +5°F up to +400°F (FKM)

At a temperature below -40°F and above +300°F special seals are available.

Working Pressure

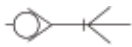
500 psi, maximum static working pressure with 4:1 design factor.

Note

BSP male & female threads are available upon request.

This series is also available without a valve in a Straight-Thru design.

For Straight-Thru Couplers, please change the part number from 37KA to 37KF when ordering.



TUBING

FITTINGS

BALL VALVES

FILTER, REGULATOR & LUBRICATOR

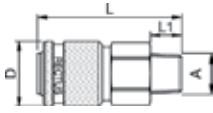
HOSE

COUPLERS

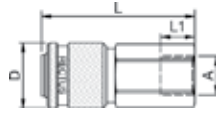
BLOW GUN/ACCESS.

TECHNICAL

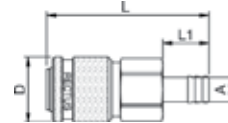
Series 37 KA Couplers											
Coupler Type	Connection (A)	Hex (SW)	Length (L)	Depth (D)	L1	L2	Hex1 SW1	B	G	Standard Design P/N	Nickel Plated Design P/N
Male Thread	1/4" NPT	1.18	2.99	1.37	.47					37KA AN13 MPX	37KA AN13 MPN
	3/8" NPT	1.18	2.99	1.37	.47					37KA AN17 MPX	37KA AN17 MPN
	1/2" NPT	1.18	3.11	1.37	.66					37KA AN21 MPX	37KA AN21 MPN
	3/4" NPT	1.18	3.18	1.37	.74					37KA AN26 MPX	37KA AN26 MPN
Female Thread	1/4" NPSF	1.18	2.81	1.37	.51					37KA IN13 MPX	37KA IN13 MPN
	3/8" NPSF	1.18	2.99	1.37	.55					37KA IN17 MPX	37KA IN17 MPN
	1/2" NPSF	1.18	3.26	1.37	.90					37KA IN21 MPX	37KA IN21 MPN
	3/4" NPSF	1.26	3.30	1.37	.94					37KA IN26 MPX	37KA IN26 MPN
Hose Barb	1/4"	1.18	3.38	1.37	.98					37KA TF06 MPX	37KA TF06 MPN
	5/16"	1.18	3.38	1.37	.98					37KA TF08 MPX	37KA TF08 MPN
	3/8"	1.18	3.38	1.37	.98					37KA TF10 MPX	37KA TF10 MPN
	1/2"	1.18	3.38	1.37	.98					37KA TF13 MPX	37KA TF13 MPN
	5/8"	1.18	3.38	1.37	.98					37KA TF16 MPX	37KA TF16 MPN
	3/4"	1.18	3.38	1.37	.98					37KA TF19 MPX	37KA TF19 MPN



Male Thread



Female Thread

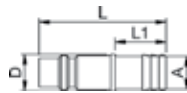


Hose Barb

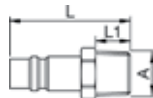
Series 37 SF Plugs											
Plug Type	Connection (A)	Hex (SW)	Length (L)	Depth (D)	L1	L2	Hex1 SW1	B	G	Standard Design P/N	
Hose Barb*	3/8"		2.44	.66	.98					37SF TF10 SXN	
	1/2"		2.44	.66	.98					37SF TF13 SXN	
	5/8"		2.44	.70	.98					37SF TF16 SXN	
	3/4"		2.83	.82	1.37					37SF TF19 SXN	
Male Thread**	3/8" NPT	.66	2.08		.47					37SF AN17 SXN	
	1/2" NPT	.86	2.32		.66					37SF AN21 SXN	
	3/4" NPT	1.06	2.44		.74					37SF AN26 SXN	
Female Thread**	3/8" NPSF	.74	2.20		.74					37SF IN17 SXN	
	1/2" NPSF	.94	2.40		.90					37SF IN21 SXN	
	3/4" NPSF	1.26	2.44		.94					37SF IN26 SXN	

* Nickel Plated Hardened Steel

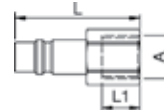
** Zinc Plated Hardened Steel



Hose Barb Plug



Male Thread Plug



Female Thread Plug

ARO Interchange

ARO INTERCHANGE



Series 14 KM
F-21



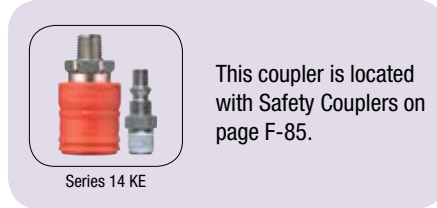
Series 14 KA & KF
F-23



Series 22 KA
F-24



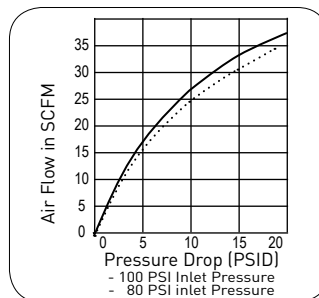
Series 40 KA
F-26



Series 14 KE

This coupler is located with Safety Couplers on page F-85.

SERIES 14 KM - 1/4" Body - Manual Single Shut-Off - NOMINAL PLUG BORE .22



INTERCHANGE

ARO 210 Series
PARKER 50 & HA

Working Temperature depending on medium

- 4°F up to +210°F (NBR)
- 40°F up to +250/300°F (EPDM)
- +5°F up to +400°F (FKM)

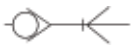
Working Pressure

300 psi, maximum static working pressure with 4:1 design factor.

Note

Couplers have a full opening tubular valve for maximum flow and a built-in sleeve guard to minimize accidental disconnect.

COUPLER	MATERIAL	
	STANDARD	BRASS
Body	Brass	-
Valve	Zinc	-
Locking Balls	(4) Stainless Steel	-
Seals	Nitrile	-
PLUG		
Threaded	Steel Hardened, Zinc Plated	Brass
Barbed	Steel Hardened, Nickel Plated	Brass



TUBING

FITTINGS

BALL VALVES

FILTER, REGULATOR & LUBRICATOR

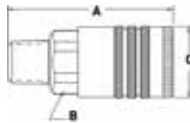
HOSE

COUPLERS

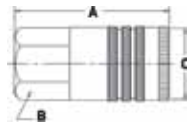
BLOW GUN/ACCESS.

TECHNICAL

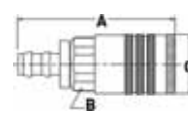
Series 14 KM Couplers						
Coupler Type	Body Size	Thread Size	Hex (B)	Length (A)	Largest Diameter (C)	Standard P/N
Male Thread	1/4"	1/4-18 NPTF	.75	2.05	.90	14KM AN13 MPX
Thread	1/4"	3/8-18 NPTF	.75	2.08	.90	14KM AN17 MPX
Female Thread	1/4"	1/4-18 NPTF	.75	1.83	.90	14KM IN13 MPX
Thread	1/4"	3/8-18 NPTF	.81	1.95	.94	14KM IN17 MPX
Hose Barb	1/4"	1/4 Hose ID	.75	2.32	.90	14KM TF06 MPX
Barb	1/4"	3/8 Hose ID	.75	2.47	.90	14KM TF10 MPX



Male Thread Coupler



Female Thread Coupler

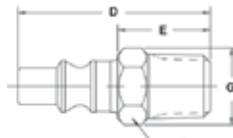


Hose Barb Coupler

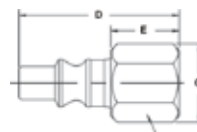
Series 22 SF Nipple								
Nipple Type	Body Size	Thread Size	Length (D)	Exposed Length* (E)	Hex (F)	Largest Diameter (G)	Standard P/N	Brass P/N
Male Thread	1/4"	1/4-18 NPTF	1.62	.82	.56	.65	22SF AN13 SXZ	22SF AN13 MXX
Female Thread	1/4"	1/4-18 NPTF	1.47	.66	.62	.72	22SF IN13 SXZ	22SF IN13 MXX
Standard Hose Barb	1/4"	1/4 Hose ID	1.63	.85	-	.43	22SF TF06 SXZ	22SF TF06 MXX
Push-Lok Hose Barb**	1/4"	3/8 Hose ID	1.65	.87	-	.67	22SF TP063 SXZ	22SF TP063 MXX

* This dimension represents the portion of the nipple that is exposed when the nipple is inserted into a 14KM Series Coupler.

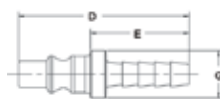
**Push-Lok hose barbs are designed for use with Nycoil push-lok hose and do not require clamps.



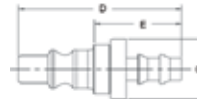
Male Thread Nipple



Female Thread Nipple



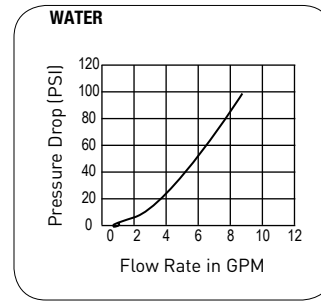
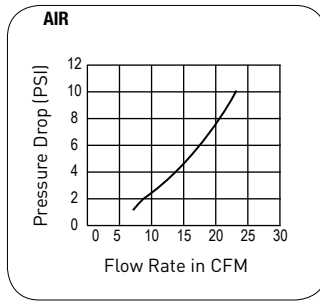
Hose Barb Nipple



Push-Lok Hose Barb Nipple

SERIES 14 KA & 14 KF - 1/4" Body - Automatic Single Shut-Off & Straight-Thru - NOMINAL PLUG BORE .22"

Rugged, single-hand operated quick connect coupler made of brass. The interchangeability with ARO 210 allows a variety of applications.



INTERCHANGE

RECTUS 22	CEJN 300
ARO 210	ORION 44510
PARKER 50 & HA	various Swiss products

MATERIAL		
COUPLER	STANDARD	NICKEL PLATED
Back Body	Brass	Brass, Nickel Plated
Valve Body	Brass	Brass, Nickel Plated
Sleeve	Brass	Brass, Nickel Plated
Valve	Brass	Brass
Spring & Locking Ring	AISI 301	AISI 301
Pins	AISI 420	AISI 420
Seals	NBR	NBR
PLUG		
Threaded	Steel Hardened, Zinc Plated	Steel Hardened, Zinc Plated
Barbed	Steel Hardened, Nickel Plated	Steel Hardened, Zinc Plated

Working Temperature depending on medium

- 4°F up to +210°F (NBR)
- 40°F up to +250/300°F (EPDM)
- +5°F up to +400°F (FKM)

At a temperature below -40°F and above +300°F special seals are available.

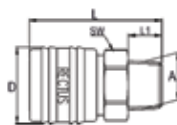
Working Pressure

500 psi, maximum static working pressure with 4:1 design factor.

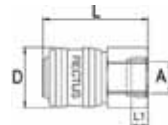
Note

BSP male & female threads and BSPT (DIN 2099) threads are available upon request.

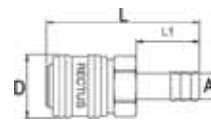
Series 14 KA Couplers											
Coupler Type	Connection (A)	Hex (SW)	Length (L)	Depth (D)	L1	L2	Hex1 (SW1)	B	G	Standard Design P/N	Nickel Plated P/N
Male Thread	1/4" NPT	.86	1.81	1.06	.47					14KA AN13 MPX	14KA AN13 MPN
	3/8" NPT	.86	1.81	1.06	.47					14KA AN17 MPX	14KA AN17 MPN
Female Thread	1/4" NPSF	.86	1.92	1.06	.66					14KA IN13 MPX	14KA IN13 MPN
	3/8" NPSF	.86	2.06	1.06	.55					14KA IN17 MPX	14KA IN17 MPN
Hose Barb	1/4"	.82	1.36	1.06	.98					14KA TF06 MPX	14KA TF06 MPN
	5/16"	.82	1.36	1.06	.98					14KA TF08 MPX	14KA TF08 MPN
	3/8"	.82	1.36	1.06	.98					14KA TF10 MPX	14KA TF10 MPN
	1/2"	.82	1.36	1.06	.98					14KA TF13 MPX	14KA TF13 MPN



Male Thread Coupler



Female Thread Coupler



Hose Barb Coupler

This series is also available without a valve in a Straight-Thru design.

For Straight-Thru Couplers, please change the part number from 14KA to 14KF when ordering.



TUBING

FITTINGS

BALL VALVES

FILTER, REGULATOR & LUBRICATOR

HOSE

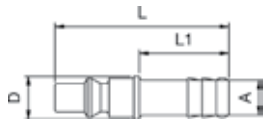
COUPLERS

BLOW GUN/ACCESS.

TECHNICAL

Series 22 SF Plugs											
Plug Type	Connection (A)	Hex (SW)	Length (L)	Depth (D)	L1	L2	Hex1 (SW1)	B	G	Standard Design P/N	Zinc Plated P/N
Hose Barb	1/4"		1.92	.47	.98					22SF TF06 MXX	22SF TF06 SXN
	5/16"		1.92	.47	.98					22SF TF08 MXX	22SF TF08 SXN
	3/8"		1.92	.47	.98					22SF TF10 MXX	22SF TF10 SXN
	1/2"		1.92	.47	.98					22SF TF13 MXX	22SF TF13 SXN
Male Thread*	1/4" NPT	.74	2.40	.90	.47					22SF AN13 MXX	22SF AN13 SXN
	3/8" NPT	.74	2.36	.90	.47					22SF AN17 MXX	22SF AN17 SXN
	1/2" NPT	.86	2.40	.90	.66					22SF AN21 MXX	22SF AN21 SXN
Female Thread*	1/4" NPSF	.74	2.34	.90	.51					22SF IN13 MXX	22SF IN13 SXN
	3/8" NPSF	.74	2.59	.90	.65					22SF IN17 MXX	22SF IN17 SXN
	1/2" NPSF	.94	2.71	.90	.72					22SF IN21 MXX	22SF IN21 SXN

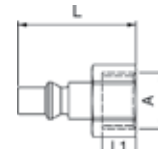
* Zinc Plated Hardened Steel



Hose Barb Plug



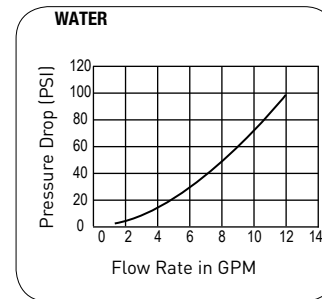
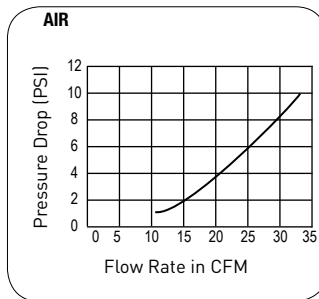
Male Thread Plug



Female Thread Plug

SERIES 22 KA - 1/4" Body - Automatic Single Shut-Off - NOMINAL PLUG BORE .22"

The 22 Series is fitted with the ULTRA-FLO valve, giving it superior flow characteristics to the 14 Series. As a brass/steel combination, it is highly suitable for industrial use. For use with liquids, please order the special brass valve version.



INTERCHANGE	
RECTUS 14	CEJN 300
ARO 210	ORION 44510
PARKER 50 & HA	

Working Temperature depending on medium

- 4°F up to +210°F (NBR)
- 40°F up to +250/300°F (EPDM)
- +5°F up to +400°F (FKM)

At a temperature below -40°F and above +300°F special seals are available.

Working Pressure

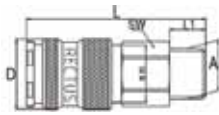
500 psi, maximum static working pressure with 4:1 design factor.

Note

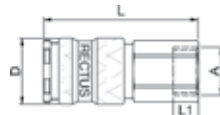
BSP female threads and BSPT (DIN 2999) threads are available upon request.

MATERIAL		
COUPLER	STANDARD	BRASS, NICKEL PLATED
Back Body	Brass	Brass, Nickel Plated
Valve Body	Brass	Brass, Nickel Plated
Sleeve	Steel Hardened, Nickel Plated	
Valve	Zinc Die-Casting, Nickel Plated	
Inner Sleeve	Brass	
Spring Plate	Brass	
Spring & Locking Ring	AISI 301	
Locking Balls	AISI 420	
Seals	NBR	
PLUG		
Threaded	Steel Hardened, Nickel Plated	
Barbed	Steel Hardened, Nickel Plated	

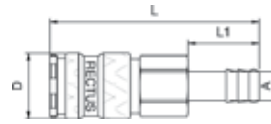
Series 22 KA Couplers											
Coupler Type	Connection (A)	Hex (SW)	Length (L)	Depth (D)	L1	L2	Hex1 (SW1)	B	G	Standard Design P/N	Nickel Plated P/N
Male Thread	1/4" NPT	.74	2.40	.90	.47					22KA AN13 MPX	22KA AN13 MPN
	3/8" NPT	.74	2.36	.90	.47					22KA AN17 MPX	22KA AN17 MPN
	1/2" NPT	.86	2.40	.90	.66					22KA AN21 MPX	22KA AN21 MPN
Female Thread	1/4" NPSF	.74	2.34	.90	.51					22KA IN13 MPX	22KA IN13 MPN
	3/8" NPSF	.74	2.59	.90	.65					22KA IN17 MPX	22KA IN17 MPN
	1/2" NPSF	.94	2.71	.90	.72					22KA IN21 MPX	22KA IN21 MPN
Hose Barb	1/4"	.74	2.91	.90	.98					22KA TF06 MPX	22KA TF06 MPN
	5/16"	.74	2.91	.90	.98					22KA TF08 MPX	22KA TF08 MPN
	3/8"	.74	2.91	.90	.98					22KA TF10 MPX	22KA TF10 MPN
	1/2"	.74	2.91	.90	.98					22KA TF13 MPX	22KA TF13 MPN



Male Thread Coupler



Female Thread Coupler

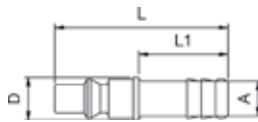


Hose Barb Coupler

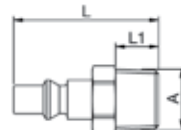
Series 22 SF Plugs											
Plug Type	Connection (A)	Hex (SW)	Length (L)	Depth (D)	L1	L2	Hex1 (SW1)	B	G	Standard Design P/N	Zinc Plated P/N
Hose Barb*	1/4"		1.92	.47	.98					22SF TF06 MXX	22SF TF06 SXN
	5/16"		1.92	.47	.98					22SF TF08 MXX	22SF TF08 SXN
	3/8"		1.92	.47	.98					22SF TF10 MXX	22SF TF10 SXN
	1/2"		1.92	.47	.98					22SF TF13 MXX	22SF TF13 SXN
Male Thread**	1/4" NPT	.74	2.40	.90	.47					22SF AN13 MXX	22SF AN13 SXN
	3/8" NPT	.74	2.36	.90	.47					22SF AN17 MXX	22SF AN17 SXN
	1/2" NPT	.86	2.40	.90	.66					22SF AN21 MXX	22SF AN21 SXN
Female Thread**	1/4" NPSF	.74	2.34	.90	.51					22SF IN13 MXX	22SF IN13 SXN
	3/8" NPSF	.74	2.59	.90	.65					22SF IN17 MXX	22SF IN17 SXN
	1/2" NPSF	.94	2.71	.90	.72					22SF IN21 MXX	22SF IN21 SXN

* Nickel Plated Hardened Steel

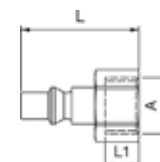
** Zinc Plated Hardened Steel



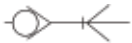
Hose Barb Plug



Male Thread Plug



Female Thread Plug



TUBING

FITTINGS

BALL VALVES

FILTER, REGULATOR & LUBRICATOR

HOSE

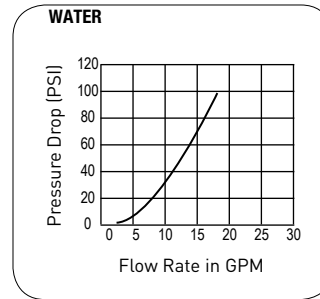
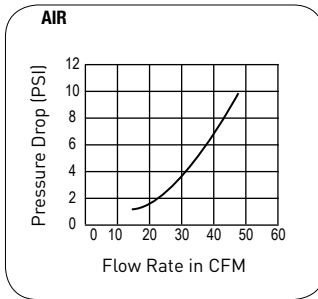
COUPLERS

BLOW GUN/ACCESS.

TECHNICAL

SERIES 40 KA - 3/8" Body - Single Shuf-Off - NOMINAL PLUG BORE .35"

The 40 Series is fitted with a pin locking system. A sealed sleeve ensures that dirt cannot reach the internal parts.



INTERCHANGE
 ARO 310 ORION 44520
 ORION 44530

MATERIAL		
COUPLER	STANDARD	NICKEL PLATED
Back Body	Brass	Brass, Nickel Plated
Valve Body	Brass	Brass, Nickel Plated
Sleeve	Brass	Brass, Nickel Plated
Valve	Brass	Brass
Spring & Locking Ring	AISI 301	AISI 301
Pins	AISI 420	AISI 420
Seals	NBR	NBR
PLUG	Steel Hardened, Nickel Plated	Steel Hardened, Nickel Plated

Working Temperature depending on medium

- 4°F up to +210°F (NBR)
- 40°F up to +250/300°F (EPDM)
- +5°F up to +400°F (FKM)

At a temperature below -40°F and above +300°F special seals are available.

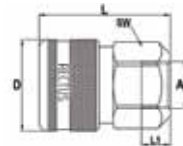
Working Pressure

500 psi, maximum static working pressure with 4:1 design factor.

Note

BSP female threads and BSPT (DIN 2099) threads are available upon request.

Series 40 KA Couplers											
Coupler Type	Connection (A)	Hex (SW)	Length (L)	Depth (D)	L1	L2	Hex1 (SW1)	B	G	Standard Design P/N	Nickel Plated P/N
Female Thread	3/8" NPSF	.74	1.96	1.26	.55					40KA IN17 MPX	40KA IN17 MPN
	1/2" NPSF	.94	2.20	1.26	.78					40KA IN21 MPX	40KA IN21 MPN

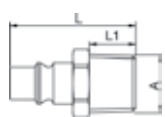


Female Thread Coupler

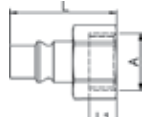
Series 40 SF Plugs											
Plug Type	Connection (A)	Hex (SW)	Length (L)	Depth (D)	L1	L2	Hex1 (SW1)	B	G	Standard Design P/N	
Hose Barb	1/4"		2.00	.63	.98					40SF TF06 SXN	
	5/16"		2.00	.63	.98					40SF TF08 SXN	
	3/8"		2.00	.63	.98					40SF TF10 SXN	
	1/2"		2.00	.63	.98					40SF TF13 SXN	
	3/4"		2.00	.82	.98					40SF TF19 SXN	
Male Thread	3/8" NPT	.66	1.57		.47					40SF AN17 SXN	
	1/2" NPT	.86	1.81		.66					40SF AN21 SXN	
	3/4" NPT	1.06	2.00		.74					40SF AN26 SXN	
Female Thread	3/8" NPSF	.74	1.73		.55					40SF IN17 SXN	
	1/2" NPSF	.94	1.96		.78					40SF IN21 SXN	
	3/4" NPSF	1.24	2.02		.72					40SF IN26 SXN	



Hose Barb Plug



Male Thread Plug



Female Thread Plug



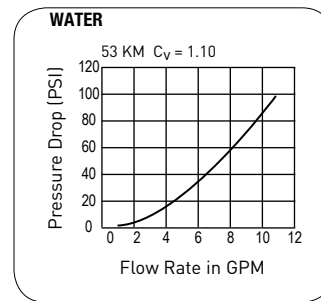
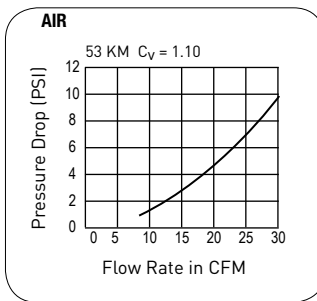
Automotive Interchange

AUTOMOTIVE INTERCHANGE



Series 53 KM & 55KM

SERIES 53 KM - 1/4" Body - Manual Single Shut-Off - NOMINAL PLUG BORE .12"



INTERCHANGE

PARKER 10 Automotive 1/4" Hansen
 FOSTER MILTON Type T
 TRU-FLATE

Working Temperature depending on medium
 -4°F up to +210°F (NBR)
 -40°F up to +250/300°F (EPDM)
 +5°F up to +400°F (FKM)

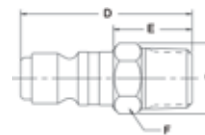
At a temperature below -40°F and above +300°F special seals are available.

Working Pressure

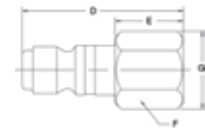
230 psi, maximum static working pressure with 4:1 design factor.

MATERIAL	
COUPLER	STANDARD
Back Body	Brass
Sleeve	Brass
Valve	Zinc
Spring & Locking Ring	Steel
Locking Balls	Steel
Seals	NBR
PLUG	Steel Hardened, Nickel Plated

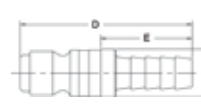
Series 53 KM Couplers										
Coupler Type	Connection (G)	Hex (SW)	Length (D)	Depth (E)	L1	L2	Hex1 (SW1)	B	G	Standard Design P/N
Male Thread	1/8"	.75	1.89	.88						53KM AN10 MPX
	1/4"	.76	2.05	.88						53KM AN13 MPX
	3/8"	.77	2.08	.88						53KM AN17 MPX
Female Thread	1/8"	.75	1.83	.88						53KM IN10 MPX
	1/4"	.75	1.83	.88						53KM IN13 MPX
	3/8"	.81	1.95	.94						53KM IN17 MPX
Hose Barb	1/4"	.75	2.49	.88						53KM TF06 MPX
	5/16"	.75	2.49	.88						53KM TF08 MPX
	3/8"	.75	2.49	.88						53KM TF10 MPX
Push-Lock Hose Barb	1/4" P.L.	.75	2.32	.88						53KM TP06 MPX
	3/8" P.L.	.75	2.47	.88						53KM TP10 MPX



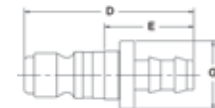
Male Thread Coupler



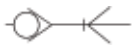
Female Thread Coupler



Hose Barb Coupler



Push-Lock Hose Barb Coupler



TUBING

FITTINGS

BALL VALVES

FILTER, REGULATOR & LUBRICATOR

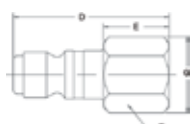
HOSE

COUPLERS

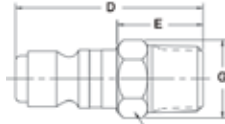
BLOW GUN/ACCESS.

TECHNICAL

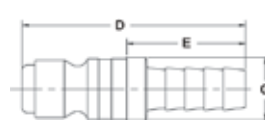
Series 53 SF Plugs										
Plug Type	Connection (A)	Hex (SW)	Length (L)	Depth (D)	L1	L2	Hex1 (SW1)	B	G	Standard Design P/N
Female Thread	1/8"	.50	1.28	.58	.55					53SF IN10 SXZ
	1/4"	.62	1.47	.72	.74					53SF IN13 SXZ
	3/8"	.81	1.50	.94	.77					53SF IN17 SXZ
Male Thread	1/8"	.50	1.47	.58	.74					53SF AN10 SXZ
	1/4"	.56	1.62	.65	.89					53SF AN13 SXZ
	3/8"	.69	1.72	.80	.99					53SF AN17 SXZ
Hose Barb	1/4"		2.00	.55	1.27					53SF TF06 SXZ
	3/8"		2.00	.55	1.27					53SF TF10 SXZ
Push-Lock Hose Barb	1/4" P.L.		1.84	.69	1.10					53SF TP06 SXZ
	3/8" P.L.		1.98	.86	1.25					53SF TP10 SXZ



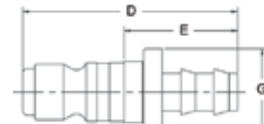
Female Thread Plug



Male Thread Plug

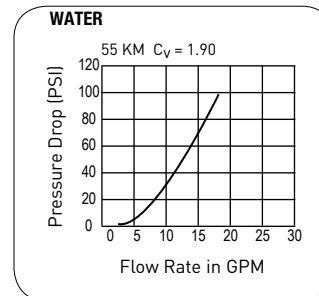
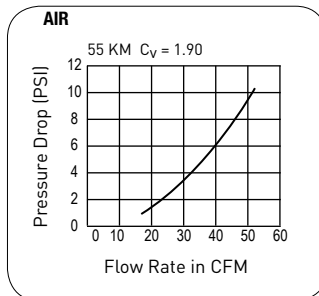


Hose Barb Plug



Push-Lock Hose Barb Plug

SERIES 55 KM - 3/8" Body - Manual Single Shut-Off - NOMINAL PLUG BORE .24"



INTERCHANGE

PARKER 10 Automotive 3/8" Hansen
FOSTER MILTON Type T
TRU-FLATE

MATERIAL	
COUPLER	STANDARD
Back Body	Zinc Plated Steel
Sleeve	Zinc Plated Steel
Valve	Zinc
Spring & Locking Ring	Steel
Locking Balls	Steel
Seals	NBR
PLUG	Steel Hardened, Zinc Plated

Working Temperature depending on medium

- 4°F up to +210°F (NBR)
- 40°F up to +250/300°F (EPDM)
- +5°F up to +400°F (FKM)

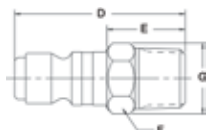
At a temperature below -40°F and above +300°F special seals are available.

Working Pressure

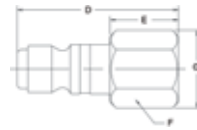
230 psi, maximum static working pressure with 4:1 design factor.



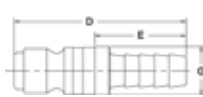
Series 55 KM Couplers										
Coupler Type	Connection (A)	Hex (SW)	Length (L)	Depth (D)	L1	L2	Hex1 (SW1)	B	G	Standard Design P/N
Male Thread	1/4"	.88	2.36	1.06						55KM AN13 SPZ
	3/8"	.88	2.39	1.06						55KM AN17 SPZ
	1/2"	.88	2.55	1.06						55KM AN21 SPZ
Female Thread	1/4"	.88	2.22	1.06						55KM IN13 SPZ
	3/8"	.88	2.28	1.06						55KM IN17 SPZ
	1/2"	1.00	2.55	1.16						55KM IN21 SPZ
Hose Barb	3/8"	.88	2.86	1.06						55KM TF10 SPZ
	1/2"	.88	3.08	1.06						55KM TF13 SPZ
Push-Lock Hose Barb	3/8" P.L.	.88	2.88	1.06						55KM TP10 SPZ



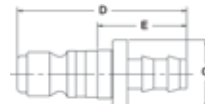
Male Thread Coupler



Female Thread Coupler

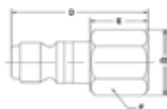


Hose Barb Coupler



Push-Lock Hose Barb Coupler

Series 55 SF Plugs										
Plug Type	Connection (A)	Hex (SW)	Length (L)	Depth (D)	L1	L2	Hex1 (SW1)	B	G	Standard Design P/N
Female Thread	1/4"	.62	1.60	.72	.67					55SF IN13 SXZ
	3/8"	.81	1.68	.94	.77					55SF IN17 SXZ
Male Thread	1/4"	.62	1.88	.72	.95					55SF AN13 SXZ
	3/8"	.69	1.90	.80	.98					55SF AN17 SXZ
Hose Barb	3/8"		2.19	.63	1.27					55SF TF10 SXZ
Push-Lock Hose Barb	3/8" P.L.		2.17	.86	1.25					55SF TP10 SXZ



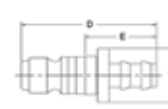
Female Thread Plug



Male Thread Plug



Hose Barb Plug



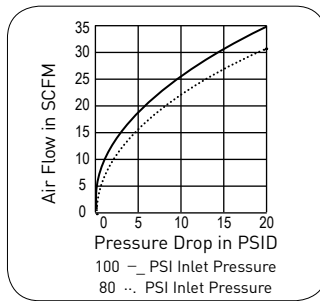
Push-Lock Hose Barb Plug

Universal Coupler

SERIES 12 UN - 1/4" Body - Automatic Push To Connect - Single Shut-Off

The 1/4" UN Series Coupler will accept the industrial interchange, [(MIL-C-4109F) and (ANSI/NFPA) T3.20.14- 1990], 10 Series (Tru-Flate) and the 50 Series (ARO 210) style nipples. The coupler features automatic push-to-connect operation, high flow machined "window valve," corrosion resistant solid brass construction and a sleeve guard which helps prevent accidental disconnects and protects the sleeve from damage.

While the best quick coupling performance is obtained by matching like series couplers and nipples, the universal coupler permits multiple series nipples to mate with one coupler.



Working Temperature depending on medium
-4°F up to +210°F (NBR)

At a temperature below -4°F and above +210°F special seals are available.

Working Pressure

150 psi, maximum static working pressure with 4:1 design factor.

Locking Device

4 balls

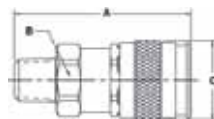
Vacuum Service

Not recommended

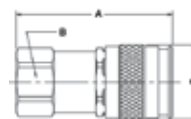
INTERCHANGE

MIL-C-4109F	(ANSI/NFPA) T3.20.14-1990
PARKER UC	ARO 210 nipple
Tru-Flate Series 10	Tru-Flate Series 50

Series 12 UN Couplers						
Coupler Type	Body Size	Thread Size NPSF	Overall Length (A)	Hex (B)	Largest Diameter(C)	Standard Design P/N
Male Thread	1/4"	1/4-18	2.06	.81	.98	12UN AN13 MPX
Female Thread	1/4"	3/8-18	2.21	.81	.98	12UN AN17 MPX
Female Thread	1/4"	1/4-18	2.21	.81	.98	12UN IN13 MPX
Female Thread	1/4"	3/8-18	2.24	.81	.90	12UN IN17 MPX



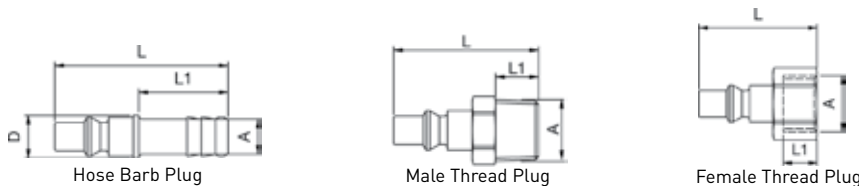
Male Thread Coupler



Female Thread Coupler

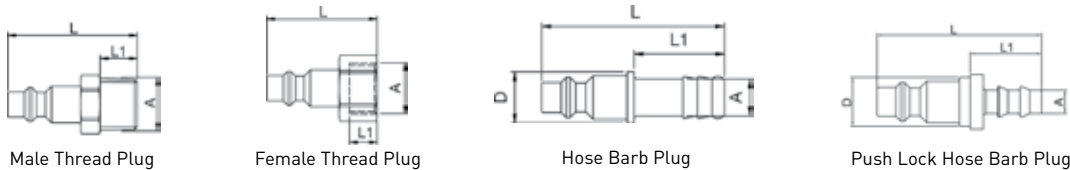
Series 22 SF Plugs											
Plug Type	Connection (A)	Hex (SW)	Length (L)	Depth (D)	L1	L2	Hex1 (SW1)	B	G	Standard Design P/N	Nickel Plated P/N
Hose Barb*	1/4"		1.92	.47	.98					22SF TF06 MXX	22SF TF06 SXN
	3/8"		1.92	.47	.98					22SF TF10 MXX	22SF TF10 SXN
Male Thread**	1/4" NPT	.74	2.40	.90	.47					22SF AN13 MXX	22SF AN13 SXN
	3/8" NPT	.74	2.36	.90	.47					22SF AN17 MXX	22SF AN17 SXN
Female Thread**	1/4" NPSF	.74	2.34	.90	.51					22SF IN13 MXX	22SF IN13 SXN
	3/8" NPSF	.74	2.59	.90	.65					22SF IN17 MXX	22SF IN17 SXN

* Nickel Plated Hardened Steel ** Zinc Plated Hardened Steel



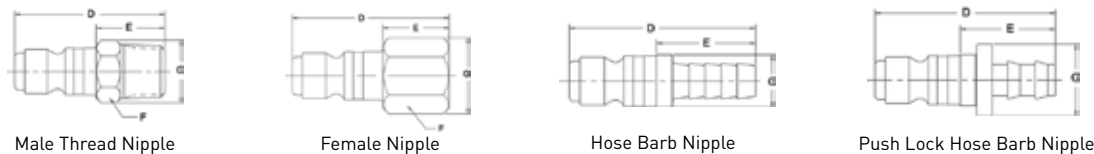
Series 23 (24) SF Plugs												
Plug Type	Connection (A)	Hex (SW)	Length (L)	Depth (D)	L1	L2	Hex1 (SW1)	B	G	Standard Design P/N	Brass P/N	Brass, Nickel Plated P/N
Female Thread**	1/4"	.62	1.56	.72	.80					23SF IN13 SXN	23SF IN13 MXZ	23SF IN13 MXN
	3/8"	.81	1.60	.94	.83					23SF IN17 SXN	23SF IN17 MXZ	23SF IN17 MXN
Male Thread**	1/4"	.56	1.72	.65	.95					23SF AN13 SXN	23SF AN13 MXZ	23SF AN13 MXN
	3/8"	.69	1.81	.80	1.05					23SF AN17 SXN	23SF AN17 MXZ	23SF AN17 MXN
Hose Barb*	1/4"		2.09	.55	1.33					23SF TF06 SXN	23SF TF06 MXX	23SF TF06 MXN
	3/8"		2.09	.55	1.33					23SF TF10 SXN	23SF TF10 MXX	23SF TF10 MXN
Push-Lock Hose Barb**	1/4"		1.93	.69	1.16					23SF TP06 SXN	23SF TP06 MXZ	23SF TP06 MXN
	3/8"		2.08	.86	1.31					23SF TP10 SXN	23SF TP10 MXZ	23SF TP10 MXN

* Nickel Plated Hardened Steel ** Zinc Plated Hardened Steel



Series 53 SF Plugs								
Nipple Type	Body Size	Thread Size (NPTF)	Length (D)	Exposed Length* (E)	Hex (F)	Largest Diam. (G)	Brass Design P/N	Steel P/N
Female Thread	1/4"	1/8-27	1.28	.55	.50	.58	-	53SF IN10 SXZ
	1/4"	1/4-18	1.47	.74	.62	.72	B3C	53SF IN13 SXZ
	1/4"	3/8-18	1.50	.77	.81	.94	-	53SF IN17 SXZ
Male Thread	1/4"	1/8-27	1.47	.74	.50	.58	-	53SF AN10 SXZ
	1/4"	1/4-18	1.62	.89	.56	.65	B2C	53SF AN13 SXZ
	1/4"	3/8-18	1.72	.99	.69	.80	-	53SF AN17 SXZ
Hose Barb	1/4"	1/4	1.63	.090	-	.45	-	53SF TF06 SXZ
	1/4"	3/8	2.00	1.27	-	.55	-	53SF TF10 SXZ
Push-Lock Hose Barb	1/4"	1/4	1.66	0.93	-	.45	-	53SF TP06 SXZ
	1/4"	3/8	1.98	1.25	-	.86	-	53SF TP10 SXZ

* This dimension represents portion of nipple that is exposed when nipple is inserted in a 12 UN coupler.



TUBING
FITTINGS
BALL VALVES
FILTER, REGULATOR & LUBRICATOR
HOSE
COUPLERS
BLOW GUN/ACCESS.
TECHNICAL

European Coupler

EUROPEAN INTERCHANGE



Series 25 KA & KF
F-32



Series 25 KB
F-35



Series 1625 KA
F-38



Series 26 KA & KF
F-39



Series 1600 KA
F-41



Series 27 KA & KF
F-42



Series 27 KB
F-44



Series 25 KE



Series 25 KD



Series 25 KS



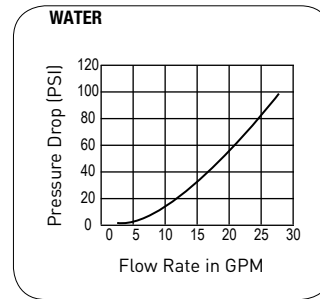
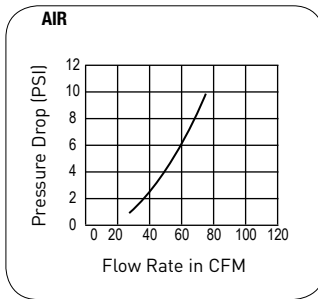
Series 26 KE

These couplers are located in the Safety Coupler section on page F-85.

SERIES 25 KA & 25 KF - 1/4" Body - Automatic Single Shut-Off - NOMINAL PLUG BORE .31"



ULTRA-FLO valve and superior plug sealing handles low pressure drops and promotes optimum flow.



INTERCHANGE

- RECTUS 26 RECTUS 1600KA
- CEJN 320 TEMA 1600 (25/26)
- PARKER RF
- various German products

Working Temperature depending on medium

- 4°F up to +210°F (NBR)
- 40°F up to +250/300°F (EPDM)
- +5°F up to +400°F (FKM)
- +32°F up to +600°F (FFKM)

At a temperature below -40°F and above +250°F special seals are available.

Working Pressure

500 psi, maximum static working pressure with 4:1 design factor.

Note

Metric male & female threads and BSPT (DIN2999) threads are available upon request.

25KA Series is also available as color coded version.

MATERIAL				
COUPLER	STANDARD	NICKEL PLATED	AISI 301	AISI 316 L
Back Body	Brass	Brass, Nickel Plated	AISI 303	AISI 316 L
Valve Body	Brass	Brass, Nickel Plated	AISI 303	AISI 316 L
Sleeve	Brass	Steel Hardened, Nickel Plated	AISI 303	AISI 316 L
Valve	Zinc Die Casting Nickel Plated	Zinc Die Casting Nickel Plated	AISI 303	AISI 316 L
Inner Sleeve	Brass	Brass	AISI 303	AISI 316 L
Spring Plate	Brass	Brass	AISI 303	AISI 316 Ti
Spring & Locking Ring	AISI 301	AISI 301	AISI 301	AISI 316 Ti
Locking Balls	AISI 420	AISI 420	AISI 316	AISI 316
Seals	NBR	NBR	FKM	FKM
PLUG	Steel Hardened, Nickel Plated or Brass	Brass, Nickel Plated	AISI 303	AISI 316 L

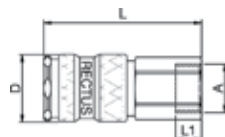
Series 25 KA Couplers													
Coupler Type	Connection (A)	Hex (SW)	Length (L)	Depth (D)	L1	L2	Hex1 (SW1)	B	G	Standard Design P/N	Nickel Plated P/N	AISI 303 P/N	AISI 316 L P/N
Male Thread	1/4" NPT	.74	2.36	.90	.47					25KA AN13 MPX	25KA AN13 MPN	25KA AN13 RVX	25KA AN13 EVX
	3/8" NPT	.74	2.36	.90	.47					25KA AN17 MPX	25KA AN17 MPN	25KA AN17 RVX	25KA AN17 EVX
	1/2" NPT	.86	2.40	.90	.66					25KA AN21 MPX	25KA AN21 MPN	25KA AN21 RVX	25KA AN21 EVX
Female Thread	1/4" NPSF	.74	2.30	.90	.51					25KA IN13 MPX	25KA IN13 MPN	25KA IN13 RVX	25KA IN13 EVX
	3/8" NPSF	.74	2.55	.90	.55					25KA IN17 MPX	25KA IN17 MPN	25KA IN17 RVX	25KA IN17 EVX
	1/2" NPSF	.94	2.67	.90	.72					25KA IN21 MPX	25KA IN21 MPN	25KA IN21 RVX	25KA IN21 EVX
Hose Barb	1/4"	.74	2.91	.90	.98					25KA TF06 MPX	25KA TF06 MPN	25KA TF06 RVX	25KA TF06 EVX
	5/16"	.74	2.91	.90	.98					25KA TF08 MPX	25KA TF08 MPN	25KA TF08 RVX	25KA TF08 EVX
	3/8"	.74	2.91	.90	.98					25KA TF10 MPX	25KA TF10 MPN	25KA TF10 RVX	25KA TF10 EVX
	1/2"	.74	2.91	.90	.98					25KA TF13 MPX	25KA TF13 MPN	25KA TF13 RVX	25KA TF13 EVX
Push-Lock Hose Barb	1/4" P.L.	.74	2.71	.90	.79					25KA TP06 MPX	25KA TP06 MPN	25KA TP06 RVX	25KA TP06 EVX
	3/8" P.L.	.74	2.71	.90	.94					25KA TP10 MPX	25KA TP10 MPN	25KA TP10 RVX	25KA TP10 EVX
	1/2" P.L.	.74	2.99	.90	1.14					25KA TP13 MPX	25KA TP13 MPN	25KA TP13 RVX	25KA TP13 EVX
Plastic Hose Connection	1/4" x 5/16"	.74	2.40	.90	.27	.29			M 12x1	25KA K008 MPX	25KA K008 MPN	25KA K008 RVX	25KA K008 EVX
	5/16" x .393"	.74	2.55	.90	.35	.31			M 16x1	25KA K010 MPX	25KA K010 MPN	25KA K010 RVX	25KA K010 EVX
	3/8" x .455"	.74	2.55	.90	.35	.31			M 16x1	25KA K012 MPX	25KA K012 MPN	25KA K012 RVX	25KA K012 EVX

This series is also available without the valve in a Straight-Thru design.

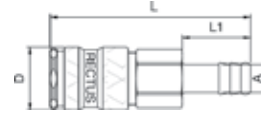
For Straight-Thru Couplers, please change the part number from 25KA to 25KF when ordering.



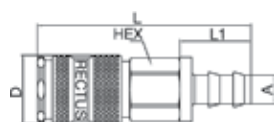
Male Thread Coupler



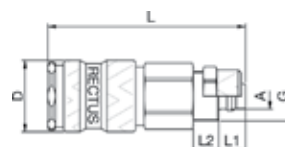
Female Thread Coupler



Hose Barb Coupler



Push-Lock Hose Barb Coupler



Plastic Hose Connect Coupler

TUBING

FITTINGS

BALL VALVES

FILTER, REGULATOR & LUBRICATOR

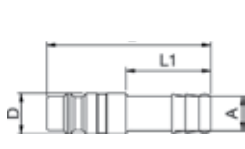
HOSE

COUPLERS

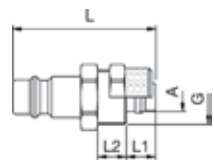
BLOW GUN/ACCESS.

TECHNICAL

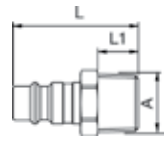
Series 25 SF Plugs (Please refer to both tables on this page to view all material selections available)													
Plug Type	Connection (A)	Hex (SW)	Length (L)	Depth (D)	L1	L2	Hex1 (SW1)	B	G	Standard Design P/N	Brass P/N	AISI 303 P/N	AISI 316 L P/N
Hose Barb	1/4"		1.59	.47	.98					25SF TF06 SXZ	26SF TF06 MXX	25SF TF06 RXX	25SF TF06 EXX
	5/16"		1.59	.47	.98					25SF TF08 SXZ	26SF TF08 MXX	25SF TF08 RXX	25SF TF08 EXX
	3/8"		1.59	.47	.98					25SF TF10 SXZ	26SF TF10 MXX	25SF TF10 RXX	25SF TF10 EXX
	1/2"		1.59	.59	.98					25SF TF13 SXZ	26SF TF13 MXX	25SF TF13 RXX	25SF TF13 EXX
Plastic Hose Connection	1/4" x 5/16"		1.53	.47	.27	.29			M 12x1	-	26SF K008 MXX	25SF K008 RXX	25SF K008 EXX
	5/16" x .393"	.66	1.65		.35	.31			M 16x1	-	26SF K010 MXX	25SF K010 RXX	-
	3/8" x .455"	.66	1.65		.35	.31			M 16x1	-	26SF K012 MXX	25SF K012 RXX	25SF K012 EXX
Male Thread	1/8" NPT	.51	1.29		.35					25SF AN10 SXZ	26SF AN10 MXX	25SF AN10 RXX	25SF AN10 EXX
	1/4" NPT	.55	1.45		.47					25SF AN13 SXZ	26SF AN13 MXX	25SF AN13 RXX	25SF AN13 EXX
	3/8" NPT	.66	1.45		.47					25SF AN17 SXZ	26SF AN17 MXX	25SF AN17 RXX	25SF AN17 EXX
	1/2" NPT	.86	1.69		.66					25SF AN21 SXZ	26SF AN21 MXX	25SF AN21 RXX	25SF AN21 EXX
Female Thread	1/8" NPSF	.55	1.18		.27					25SF IN10 SXZ	26SF IN10 MXX	25SF IN10 RXX	25SF IN10 EXX
	1/4" NPSF	.66	1.29		.35					25SF IN13 SXZ	26SF IN13 MXX	25SF IN13 RXX	25SF IN13 EXX
	3/8" NPSF	.74	1.29		.35					25SF IN17 SXZ	26SF IN17 MXX	25SF IN17 RXX	25SF IN17 EXX
	1/2" NPSF	.94	1.41		.47					25SF IN21 SXZ	-	25SF IN21 RXX	25SF IN21 EXX
Flex Joint Male Thread	1/4" NPT	.66	2.51		.43				25FA AN13 SPN	-	-	-	
Series 25 (25) Recoil Eliminator Plugs													
Hose Barb w/ Recoil Eliminator	1/4"	.82	2.36		.98					26SR TF06 MXX	-	-	-
	5/16"	.82	2.36		.98					26SR TF08 MXX	-	-	-
	3/8"	.82	2.36		.98					26SR TF10 MXX	-	-	-
	1/2"	.82	2.36		.98					26SR TF13 MXX	-	-	-



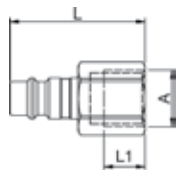
Hose Barb Plug



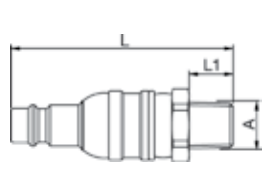
Plastic Hose Connection Plug



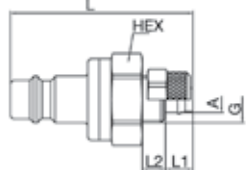
Male Thread Plug



Female Thread Plug



Flex Joint Male Thread Plug



Hose Barb w/ Recoil Eliminator Plug

25SF Plugs are available in material and plating options.

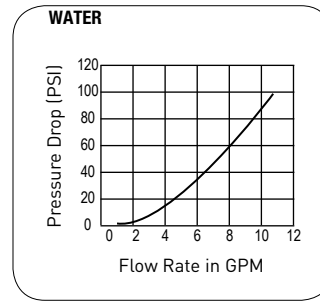
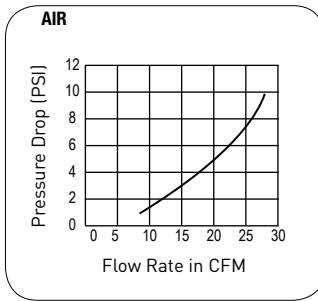
View both charts to see all offerings.

Series 25 SF Plugs													
Plug Type	Connection (A)	Hex (SW)	Length (L)	Depth (D)	L1	L2	Hex1 (SW1)	B	G	Brass, Nickel Plated P/N			
Plastic Hose Connection	1/4" x 5/16"		1.53	.47	.27	.29			M 12x1	26SF K008 MXN			
	5/16" x .393"	.66	1.65		.35	.31			M 16x1	26SF K010 MXN			
	3/8" x .455"	.66	1.65		.35	.31			M 16x1	26SF K012 MXN			
Male Thread	1/8" NPT	.51	1.29		.35					26SF AN10 MXN			
	1/4" NPT	.55	1.45		.47					26SF AN13 MXN			
	3/8" NPT	.66	1.45		.47					26SF AN17 MXN			
	1/2" NPT	.86	1.69		.66					26SF AN21 MXN			
Female Thread	1/8" NPSF	.55	1.18		.27					26SF IN10 MXN			
	1/4" NPSF	.66	1.29		.35					26SF IN13 MXN			
	3/8" NPSF	.74	1.29		.35					26SF IN17 MXN			
	1/2" NPSF	.94	1.41		.47					26SF IN21 MXN			

SERIES 25 KB - 1/4" Body - Automatic Double Shut-Off - NOMINAL PLUG BORE .29"



Designed specifically for liquid mediums, 25KB is a double shut-off version of the 25KA compressed air model. The valves in both the coupling and plug are opened when connected. Both valves close simultaneously when disconnected, ensuring minimum leakage loss.



INTERCHANGE
RECTUS 26 CEJN 320
various German products

Working Temperature depending on medium

- 4°F up to +210°F (NBR)
- 40°F up to +250/300°F (EPDM)
- +5°F up to +400°F (FKM)
- +32°F up to +600°F (FFKM)

At a temperature below -40°F and above +250°F special seals are available.

Working Pressure

500 psi, maximum static working pressure with 4:1 design factor.

Note

Metric male & female threads, BSP male & female threads and BSPT (DIN299) threads are available upon request.

MATERIAL	STANDARD	NICKEL PLATED	ALL BRASS	AISI 301	AISI 316 L
COUPLER					
Back Body	Brass	Brass, Nickel Plated	Brass	AISI 303	AISI 316 L
Valve Body	Brass	Brass, Nickel Plated	Brass	AISI 303	AISI 316 L
Sleeve	Steel, Nickel Plated	Brass, Nickel Plated	Brass	AISI 303	AISI 316 L
Valve	Brass	Brass	Brass	AISI 303	AISI 316 L
Inner Sleeve	Brass	Brass	Brass	AISI 303	AISI 316 L
Spring Plate	Brass	Brass	Brass	AISI 303	AISI 316 Ti
Spring & Locking Ring	AISI 301	AISI 301	AISI 301	AISI 301	AISI 316 Ti
Locking Balls	AISI 301	AISI 420	AISI 420	AISI 316	AISI 316
Seals	NBR	NBR	NBR	FKM	FKM
PLUG					
Plug Profile	Brass	Brass, Nickel Plated	Brass	AISI 303	AISI 316 L
Back Body	Brass	Brass, Nickel Plated	Brass	AISI 303	AISI 316 L
Valve	Brass	Brass	Brass	AISI 303	AISI 316 L
Spring	AISI 301	AISI 301	AISI 301	AISI 301	AISI 316 Ti
Seal	NBR	NBR	NBR	FKM	FKM

TUBING

FITTINGS

BALL VALVES

FILTER, REGULATOR & LUBRICATOR

HOSE

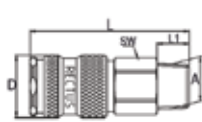
COUPLERS

BLOW GUN/ACCESS.

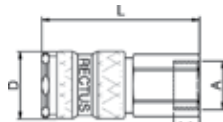
TECHNICAL

Series 25 KB Couplers												
Coupler Type	Connection (A)	Hex (SW)	Length (L)	Depth (D)	L1	L2	Hex1 (SW1)	B	G	Standard Design* P/N	Nickel Plated P/N	All Brass P/N
Male Thread	1/4" NPT	.74	2.36	.90	.47					25KB AN13 MPX	25KB AN13 BPN	25KB AN13 BPX
	3/8" NPT	.74	2.36	.90	.47					25KB AN17 MPX	25KB AN17 BPN	25KB AN17 BPX
	1/2" NPT	.86	2.40	.90	.66					25KB AN21 MPX	25KB AN21 BPN	25KB AN21 BPX
Female Thread	1/4" NPSF	.74	2.30	.90	.51					25KB IN13 MPX	25KB IN13 BPN	25KB IN13 BPX
	3/8" NPSF	.74	2.55	.90	.55					25KB IN17 MPX	25KB IN17 BPN	25KB IN17 BPX
	1/2" NPSF	.94	2.67	.90	.72					25KB IN21 MPX	25KB IN21 BPN	25KB IN21 BPX
Hose Barb	1/4"	.74	2.91	.90	.98					25KB TF06 MPX	25KB TF06 BPN	25KB TF06 BPX
	5/16"	.74	2.91	.90	.98					25KB TF08 MPX	25KB TF08 BPN	25KB TF08 BPX
	3/8"	.74	2.91	.90	.98					25KB TF10 MPX	25KB TF10 BPN	25KB TF10 BPX
	1/2"	.74	2.91	.90	.98					25KB TF13 MPX	25KB TF13 BPN	25KB TF13 BPX
Push-Lock Hose Barb	1/4" P.L.	.74	2.71	.90	.79					25KB TP06 MPX	25KB TP06 BPN	25KB TP06 BPX
	3/8" P.L.	.74	2.87	.90	.94					25KB TP10 MPX	25KB TP10 BPN	25KB TP10 BPX
	1/2" P.L.	.74	2.99	.90	1.14					25KB TP13 MPX	25KB TP13 BPN	25KB TP13 BPX
Plastic Hose Connection	1/4" x 5/16"	.74	2.40	.90	.27	.29			M 12x1	25KB K008 MPX	25KB K008 BPN	25KB K008 BPX
	5/16" x .393"	.74	2.55	.90	.35	.31			M 16x1	25KB K010 MPX	25KB K010 BPN	25KB K010 BPX
	3/8" x .455"	.74	2.55	.90	.35	.31			M 16x1	25KB K012 MPX	25KB K012 BPN	25KB K012 BPX

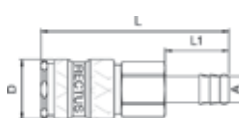
*Standard Design, MPX has Steel Sleeves.



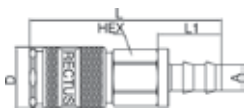
Male Thread Coupler



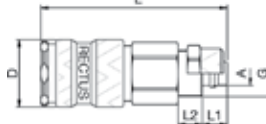
Female Thread Coupler



Hose Barb Coupler



Push-lock Hose Barb Coupler

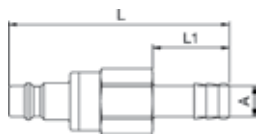


Plastic Hose Connection Coupler

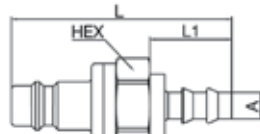
25KB Couplers are available in 5 material selections. View both charts to see all offerings.

Series 25 KB Couplers												
Coupler Type	Connection (A)	Hex (SW)	Length (L)	Depth (D)	L1	L2	Hex1 (SW1)	B	G	AISI 303 P/N	AISI 316 L P/N	
Male Thread	1/4" NPT	.74	2.36	.90	.47					25KB AN13 RVX	25KB AN13 EVX	
	3/8" NPT	.74	2.36	.90	.47					25KB AN17 RVX	25KB AN17 EVX	
	1/2" NPT	.86	2.40	.90	.66					25KB AN21 RVX	25KB AN21 EVX	
Female Thread	1/4" NPSF	.74	2.30	.90	.51					25KB IN13 RVX	25KB IN13 EVX	
	3/8" NPSF	.74	2.55	.90	.55					25KB IN17 RVX	25KB IN17 EVX	
	1/2" NPSF	.94	2.67	.90	.72					25KB IN21 RVX	25KB IN21 EVX	
Hose Barb	1/4"	.74	2.91	.90	.98					25KB TF06 RVX	25KB TF06 EVX	
	5/16"	.74	2.91	.90	.98					25KB TF08 RVX	25KB TF08 EVX	
	3/8"	.74	2.91	.90	.98					25KB TF10 RVX	25KB TF10 EVX	
	1/2"	.74	2.91	.90	.98					25KB TF13 RVX	25KB TF13 EVX	
Push-Lock Hose Barb	1/4" P.L.	.74	2.71	.90	.79					-	-	
	3/8" P.L.	.74	2.87	.90	.94					-	-	
	1/2" P.L.	.74	2.99	.90	1.14					-	-	
Plastic Hose Connection	1/4" x 5/16"	.74	2.40	.90	.27	.29			M 12x1	25KB K008 RVX	25KB K008 EVX	
	5/16" x .393"	.74	2.55	.90	.35	.31			M 16x1	25KB K010 RVX	-	
	3/8" x .455"	.74	2.55	.90	.35	.31			M 16x1	25KB K012 RVX	25KB K012 EVX	

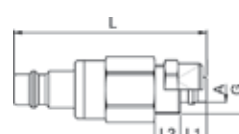
SERIES 25 SB Valved Plugs													
Plug Type	Connection (A)	Hex (SW)	Length (L)	Depth (D)	L1	L2	Hex1 (SW1)	B	G	Standard Design P/N	Nickel Plated P/N	AISI 303 P/N	AISI 316 L P/N
Hose Barb	1/4"	.82	2.36		.98					25SB TF06 MPX	25SB TF06 MPN	-	-
	1/4"	.74	2.83		.98					-	-	25SB TF06 RVX	25SB TF06 EVX
	5/16"	.82	2.36		.98					25SB TF08 MPX	25SB TF08 MPN	-	-
	5/16"	.74	2.83		.98					-	-	25SB TF08 RVX	25SB TF08 EVX
	3/8"	.82	2.36		.98					25SB TF10 MPX	25SB TF10 MPN	-	-
	3/8"	.74	2.83		.98					-	-	25SB TF10 RVX	25SB TF10 EVX
	1/2"	.82	2.36		.98					25SB TF13 MPX	25SB TF13 MPN	-	-
	1/2"	.74	2.83		.98					-	-	25SB TF13 RVX	25SB TF13 EVX
Push-Lock Hose Barb	1/4" P.L.	.74	2.65		.80					25SB TP06 MPX	25SB TP06 MPN	-	-
	3/8" P.L.	.74	2.79		.94					25SB TP10 MPX	25SB TP10 MPN	-	-
	1/2" P.L.	.74	3.26		1.10					25SB TP13 MPX	25SB TP13 MPN	-	-
Plastic Hose Connection	5/32" x 1/4"	.82	1.85		.27	.23			M 10x1	25SB K046 MPX	25SB K046 MPN	-	-
	5/32" x 1/4"	.74	2.32		.27	.23			M 10x1	-	-	25SB K046 RVX	25SB K046 EVX
	1/4" x 5/16"	.82	1.85		.27	.23			M 12x1	25SB K008 MPX	25SB K008 MPN	-	-
	1/4" x 5/16"	.74	2.32		.27	.23			M 12x1	-	-	25SB K008 RVX	25SB K008 EVX
	5/16" x .393"	.82	2.00		.33	.33			M 16x1	25SB K010 MPX	25SB K010 MPN	-	-
	5/16" x .393"	.74	2.48		.33	.33			M 16x1	-	-	25SB K010 RVX	-
	3/8" x .455"	.82	2.00		.33	.33			M 16x1	25SB K012 MPX	25SB K012 MPN	-	-
	3/8" x .455"	.74	2.48		.33	.33			M 16x1	-	-	25SB K012 RVX	25SB K012 EVX
Panel Mount Hose Barb	1/4"	.82	2.44		.66	.39	.66	.15	M 12x1	25SB TS06 MPX	25SB TS06 MPN	25SB TS06 RVX	-
	1/4"	.74	2.91		.66	.39	.66	.15	M 12x1	-	-	-	-
	5/16"	.82	2.55		.66	.55	.66	.15	M 12x1	25SB TS08 MPX	25SB TS08 MPN	25SB TS08 RVX	-
	5/16"	.74	3.07		.66	.55	.66	.15	M 12x1	-	-	-	-
	3/8"	.82	2.91		.98	.55	.66	.13	G 1/4	25SB TS10 MPX	25SB TS10 MPN	25SB TS10 RVX	-
Plastic Hose Connection w/ Spring Guard	5/32" x 1/4"	.74	4.72		.27	.23			M 10x1	25SB KK06 MPX	25SB KK06 MPN	-	-
	1/4" x 5/16"	.74	5.31		.27	.23			M 12x1	25SB KK08 MPX	25SB KK08 MPN	-	-
	5/16" x .393"	.74	5.70		.33	.33			M 16x1	25SB KK10 MPX	25SB KK10 MPN	-	-
	3/8" x .455"	.74	5.90		.33	.33			M 16x1	25SB KK12 MPX	25SB KK12 MPN	-	-
Male Thread	1/8" NPT	.86	1.69		.35					25SB AN10 MPX	25SB AN10 MPN	-	-
	1/8" NPT	.74	2.20		.35					-	-	25SB AN10 RVX	25SB AN10 EVX
	1/4" NPT	.86	1.81		.47					25SB AN13 MPX	25SB AN13 MPN	-	-
	1/4" NPT	.74	2.34		.47					-	-	25SB AN13 RVX	25SB AN13 EVX
	3/8" NPT	.86	1.83		.47					25SB AN17 MPX	25SB AN17 MPN	-	-
	3/8" NPT	.74	2.28		.47					-	-	25SB AN17 RVX	25SB AN17 EVX
	1/2" NPT	.86	2.00		.66					25SB AN21 MPX	25SB AN21 MPN	-	-
Female Thread	1/4" NPSF	.86	1.92		.62					25SB IN13 MPX	25SB IN13 MPN	-	-
	1/4" NPSF	.74	2.26		.47					-	-	25SB IN13 RVX	25SB IN13 EVX
	3/8" NPSF	.86	2.06		.55					25SB IN17 MPX	25SB IN17 MPN	-	-
	3/8" NPSF	.74	2.51		.55					-	-	25SB IN17 RVX	25SB IN17 EVX
	1/2" NPSF	.94	2.24		.72					25SB IN21 MPX	25SB IN21 MPN	-	-
1/2" NPSF	.94	2.63		.72					-	-	25SB IN21 RVX	25SB IN21 EVX	



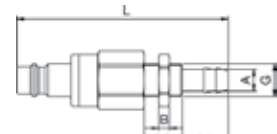
Hose Barb Plug



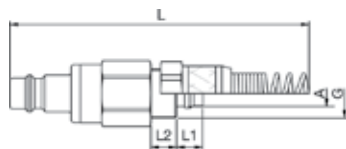
Push-Lock Hose Barb Plug



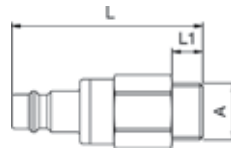
Plastic Hose Connection Plug



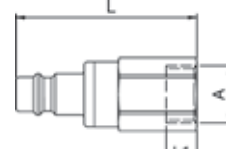
Panel Mount Hose Barb Plug



Plastic Hose Connection w/ Spring Guard Plug



Male Thread Plug

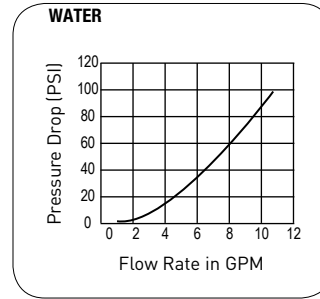
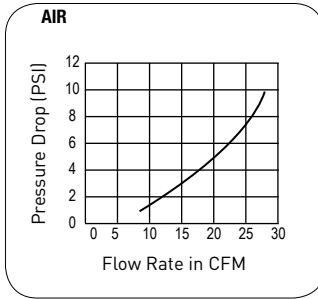


Female Thread Plug

SERIES 1625 KA - 1/4" Body - Automatic Single Shut-Off - NOMINAL PLUG BORE 48mm² 7,8



Extremely robust 2-component thermoplastic sleeve.



INTERCHANGE

RECTUS 25 & 26	JWL 520 & 530
RECTUS 1600KA	PARKER RF
TEMA 1600	CEJN 320
various German products	

MATERIAL

COUPLER	STANDARD
Back Body	Steel, Nickel Plated
Valve Body	Steel, QPQ Treated
Sleeve	PA6 + TPE
Valve	Brass
Spring & Locking Ring	AISI 301
Locking Balls	AISI 420
Seals	NBR
PLUG	
Plug Profile	Steel Hardened, Zinc Plated

Working Temperature depending on medium

- 4°F up to +210°F (NBR)
- 4°F up to +176°F (EPDM)
- 5°F up to +400°F (FKM)

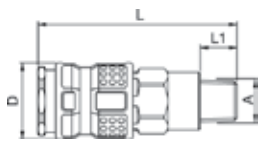
At a temperature below -4°F and above +176°F special seals are available.

Working Pressure

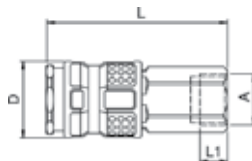
500 psi, maximum static working pressure with 4:1 design factor.

Series 1625 KA Couplers

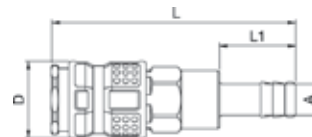
Coupler Type	Connection (A)	Hex (SW)	Length (L)	Depth (D)	L1	L2	Hex1 (SW1)	B	G	Standard Design P/N
Male Thread	1/4" NPT	.75	2.56	1.02	.47					1625KA AN13 SPN
	3/8" NPT	.75	2.56	1.02	.47					1625KA AN17 SPN
	1/2" NPT	.87	2.34	1.02	.67					1625KA AN21 SPN
Female Thread	1/4" NPSF	.75	2.32	1.02	.35					1625KA IN13 SPN
	3/8" NPSF	.75	2.32	1.02	.35					1625KA IN17 SPN
	1/2" NPSF	.95	2.44	1.02	.47					1625KA IN21 SPN
Hose Barb	1/4"	.75	3.15	1.02	.98					1625KA TF06 SPN
	5/16"	.75	3.15	1.02	.98					1625KA TF08 SPN
	3/8"	.75	3.15	1.02	.98					1625KA TF10 SPN
	1/2"	.75	3.15	1.02	.98					1625KA TF13 SPN



Male Thread Coupler

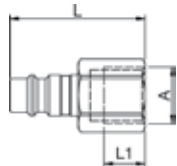


Female Thread Coupler

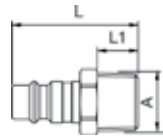


Hose Barb Coupler

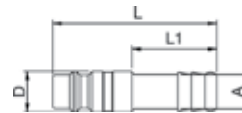
Series 25 SF Plugs										
Plug Type	Connection (A)	Hex (SW)	Length (L)	Depth (D)	L1	L2	Hex1 (SW1)	B	G	Standard Design P/N
Male Thread	1/8"	.51	1.30		.35					25SF AN10 SXZ
	1/4"	.55	1.47		.47					25SF AN13 SXZ
	3/8"	.67	1.47		.47					25SF AN17 SXZ
	1/2"	.87	1.69		.67					25SF AN21 SXZ
Female Thread	1/8"	.55	1.18		.28					25SF IN10 SXZ
	1/4"	.67	1.52		.35					25SF IN13 SXZ
	3/8"	.75	1.56		.35					25SF IN17 SXZ
	1/2"	.95	1.73		.47					25SF IN21 SXZ
Hose Barb	1/4"	.75	3.15	1.02	.98					25SF TF06 SXZ
	5/16"	.75	3.15	1.02	.98					25SF TF08 SXZ
	3/8"	.75	3.15	1.02	.98					25SF TF10 SXZ
	1/2"	.75	3.15	1.02	.98					25SF TF13 SXZ



Female Thread Plug

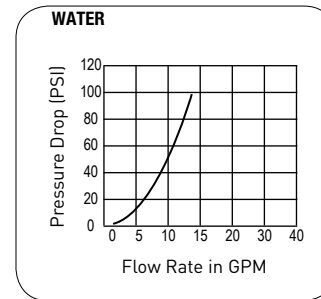
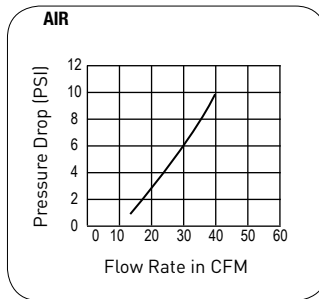
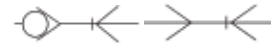


Male Thread Plug



Hose Barb Plug

SERIES 26 KA & 26 KF - 1/4" Body - Automatic Single Shut-Off & Straight-Thru - NOMINAL PLUG BORE .28"



INTERCHANGE

PARKER RF RECTUS 25
 RECTUS 1600KA CEJN 320
 TEMA 1600
 various German products

Working Temperature depending on medium

- 4°F up to +210°F (NBR)
- 40°F up to +240/300°F (EPDM)
- +5°F up to +400°F (FKM)

At a temperature below -4°F and above +300°F special seals are available.

Working Pressure

500 psi, maximum static working pressure with 4:1 design factor.

Note

Metric male (DIN 2353) & female and BSP male & female threads are available upon request.

COUPLER	MATERIAL	
	STANDARD	NICKEL PLATED
Back Body	Brass	Brass, Nickel Plated
Valve Body	Brass	Brass, Nickel Plated
Sleeve	Brass	Brass, Nickel Plated
Valve	Brass	Brass
Spring & Locking Ring	AISI 301	AISI 301
Locking Pins	AISI 420	AISI 420
Seals	NBR	NBR
PLUG		
Threaded	Brass	Brass, Nickel Plated
Barbed	Brass	Brass, Nickel Plated

TUBING
 FITTINGS
 BALL VALVES
 FILTER, REGULATOR & LUBRICATOR
 HOSE
 COUPLERS
 BLOW GUN/ACCESS.
 TECHNICAL

TUBING

FITTINGS

BALL VALVES

FILTER, REGULATOR & LUBRICATOR

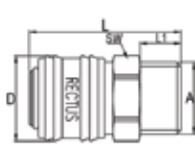
HOSE

COUPLERS

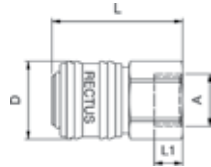
BLOW GUN/ACCESS.

TECHNICAL

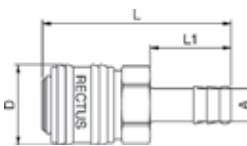
Series 26 KA Couplers											
Coupler Type	Connection (A)	Hex (SW)	Length (L)	Depth (D)	L1	L2	Hex1 (SW1)	B	G	Standard Design P/N	Nickel Plated P/N
Male Thread	1/4" NPT	.86	1.53	.98	.35					26KA AN13 MPX	26KA AN13 MPN
	3/8" NPT	.86	1.61	.98	.35					26KA AN17 MPX	26KA AN17 MPN
	1/2" NPT	.86	1.73	.98	.47					26KA AN21 MPX	26KA AN21 MPN
Female Thread	1/4" NPSF	.86	1.92	.98	.63					26KA IN13 MPX	26KA IN13 MPN
	3/8" NPSF	.86	2.06	.98	.55					26KA IN17 MPX	26KA IN17 MPN
	1/2" NPSF	.86	2.24	.98	.72					26KA IN21 MPX	26KA IN21 MPN
Hose Barb	1/4"	.81	2.28	.98	.98					26KA TF06 MPX	26KA TF06 MPN
	5/16"	.81	2.28	.98	.98					26KA TF08 MPX	26KA TF08 MPN
	3/8"	.81	2.28	.98	.98					26KA TF10 MPX	26KA TF10 MPN
	1/2"	.81	2.28	.98	.98					26KA TF13 MPX	26KA TF13 MPN
Push-Lock Hose Barb	1/4" P.L.	.81	2.28	.98	.80					26KA TP06 MPX	26KA TP06 MPN
	3/8" P.L.	.81	2.28	.98	.94					26KA TP10 MPX	26KA TP10 MPN
	1/2" P.L.	.81	2.28	.98	1.10					26KA TP13 MPX	26KA TP13 MPN



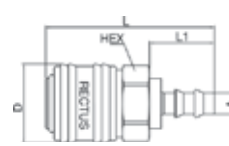
Male Thread Coupler



Female Thread Coupler



Hose Barb Coupler

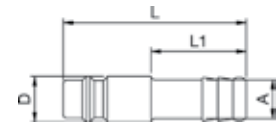


Push-Lock Hose Barb Coupler

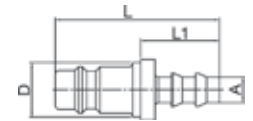
This series is also available without a valve in a Straight-Thru design.

For Straight-Thru Couplers, please change the part number from 26KA to 26KF when ordering.

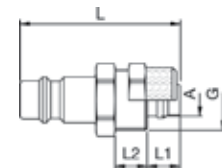
Series 26 SF Plugs											
Plug Type	Connection (A)	Hex (SW)	Length (L)	Depth (D)	L1	L2	Hex1 (SW1)	B	G	Standard Design P/N	Nickel Plated P/N
Hose Barb	5/32"		1.89	.47	.98					26SF TF04 MXX	26SF TF04 MXN
	1/4"		1.89	.47	.98					26SF TF06 MXX	26SF TF06 MXN
	5/16"		1.89	.47	.98					26SF TF08 MXX	26SF TF08 MXN
	3/8"		1.89	.47	.98					26SF TF10 MXX	26SF TF10 MXN
	1/2"		1.89	.59	.98					26SF TF13 MXX	26SF TF13 MXN
Push-Lock Hose Barb	1/4" P.L.		1.69	.63	.80					26SF TP06 MXX	26SF TP06 MXN
	3/8" P.L.		1.81	.86	.94					26SF TP10 MXX	26SF TP10 MXN
	1/2" P.L.		1.96	.94	1.10					26SF TP12 MXX	26SF TP12 MXN
Plastic Hose Connection	1/4" x 5/16"		1.39	.47	.27	.31			M 10x1	26SF K008 MXX	26SF K008 MXN
	5/16" x .393"	.66	1.65		.35	.31			M 16x1	26SF K010 MXX	26SF K010 MXN
	3/8" x .455"	.66	1.65		.35	.31			M 16x1	26SF K012 MXX	26SF K012 MXN
Male Thread	1/4" NPT	.55	1.49		.47					26SF AN13 MXX	26SF AN13 MXN
	3/8" NPT	.66	1.45		.47					26SF AN17 MXX	26SF AN17 MXN
	1/2" NPT	.86	1.69		.66					26SF AN21 MXX	26SF AN21 MXN
Female Thread	1/4" NPSF	.66	1.57		.51					26SF IN13 MXX	26SF IN13 MXN
	3/8" NPSF	.74	1.65		.55					26SF IN17 MXX	26SF IN17 MXN
	1/2" NPSF	.94	1.81		.72					26SF IN21 MXX	26SF IN21 MXN
Flex Joint Male Thread	1/4" NPT	.66	2.51		.43					25FA AN13 SPN	-
Series 26 Recoil Eliminator Plugs											
Hose Barb w/ Recoil Eliminator	1/4"	.82	2.36		.98					26SR TF06 MXX	-
	5/16"	.82	2.36		.98					26SR TF08 MXX	-
	3/8"	.82	2.36		.98					26SR TF10 MXX	-
	1/2"	.82	2.36		.98					26SR TF13 MXX	-



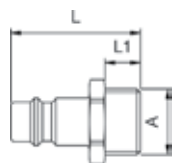
Hose Barb Plug



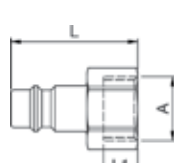
Push-Lock Hose Barb Plug



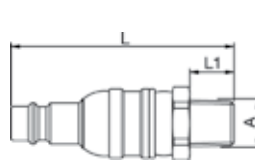
Plastic Hose Connection Plug



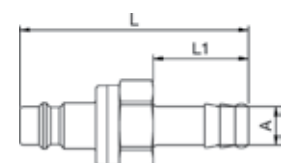
Male Thread Plug



Female Thread Plug



Flex Joint Male Thread Plug

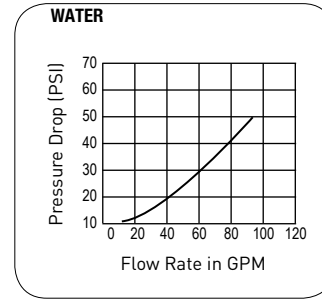
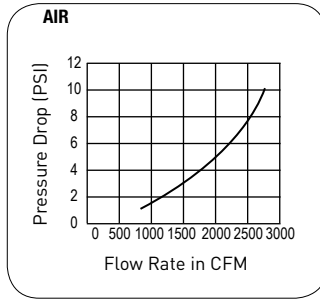


Hose Barb w/Recoil Eliminator Plug

SERIES 1600 KA - 1/4" Body - Automatic Single Shut-Off - NOMINAL PLUG BORE 48mm² 7,8



Single handed operation. High grade valve technology with optimum flow performance and minimum coupling forces.



INTERCHANGE

JWL 520 & 530 RECTUS 25 & 26
 RECTUS 1625 CEJN 320
 TEMA 1700
 various German products

MATERIAL	
COUPLER	STANDARD
Back Body	Brass, Nickel Plated
Valve Body	Steel, QPQ Treated
Sleeve	Brass, Nickel Plated
Valve	Brass
Spring & Locking Ring	AISI 301
Locking Balls	AISI 420
Seals	NBR
PLUG	
Plug Profile	Steel Hardened, Zinc Plated

Working Temperature depending on medium

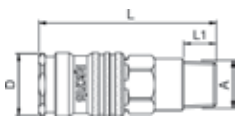
- 4°F up to +210°F (NBR)
- 4°F up to +176°F (EPDM)
- 5°F up to +400°F (FKM)

At a temperature below -4°F and above +176°F special seals are available.

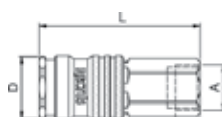
Working Pressure

500 psi, maximum static working pressure with 4:1 design factor.

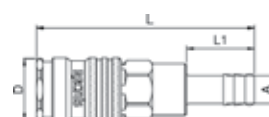
Series 1600 KA Couplers										
Coupler Type	Connection (A)	Hex (SW)	Length (L)	Depth (D)	L1	L2	Hex1 (SW1)	B	G	Standard Design P/N
Male Thread	1/4" NPT	.75	2.56	.91	.47					1600KA AN13 SPN
	3/8" NPT	.75	2.56	.91	.47					1600KA AN17 SPN
	1/2" NPT	.87	2.34	.91	.67					1600KA AN21 SPN
Female Thread	1/4" NPSF	.75	2.32	.91	.35					1600KA IN13 SPN
	3/8" NPSF	.75	2.32	.91	.35					1600KA IN17 SPN
	1/2" NPSF	.95	2.44	.91	.47					1600KA IN21 SPN
Hose Barb	1/4"	.75	3.15	.91	.98					1600KA TF06 SPN
	5/16"	.75	3.15	.91	.98					1600KA TF08 SPN
	3/8"	.75	3.15	.91	.98					1600KA TF10 SPN
	1/2"	.75	3.15	.91	.98					1600KA TF13 SPN



Male Thread Coupler



Female Thread Coupler

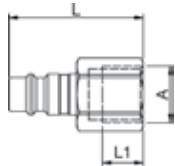


Hose Barb Coupler

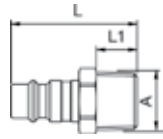
TUBING
FITTINGS
BALL VALVES
FILTER, REGULATOR & LUBRICATOR
HOSE
COUPLERS
BLOW GUN/ACCESS.
TECHNICAL

TUBING
FITTINGS
BALL VALVES
FILTER, REGULATOR & LUBRICATOR
HOSE
COUPLERS
BLOW GUN/ACCESS.
TECHNICAL

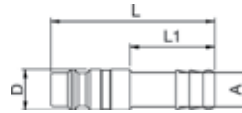
Series 25 SF Plugs										
Plug Type	Connection (A)	Hex (SW)	Length (L)	Depth (D)	L1	L2	Hex1 (SW1)	B	G	Standard Design P/N
Male Thread	1/8"	.51	1.30		.35					25SF AN10 SXZ
	1/4"	.55	1.47		.47					25SF AN13 SXZ
	3/8"	.67	1.47		.47					25SF AN17 SXZ
	1/2"	.87	1.69		.67					25SF AN21 SXZ
Female Thread	1/8"	.55	1.18		.28					25SF IN10 SXZ
	1/4"	.67	1.52		.35					25SF IN13 SXZ
	3/8"	.75	1.56		.35					25SF IN17 SXZ
	1/2"	.95	1.73		.47					25SF IN21 SXZ
Hose Barb	1/4"	.75	3.15	1.02	.98					25SF TF06 SXZ
	5/16"	.75	3.15	1.02	.98					25SF TF08 SXZ
	3/8"	.75	3.15	1.02	.98					25SF TF10 SXZ
	1/2"	.75	3.15	1.02	.98					25SF TF13 SXZ



Female Thread Plug

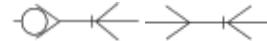


Male Thread Plug

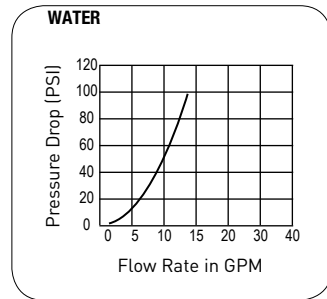
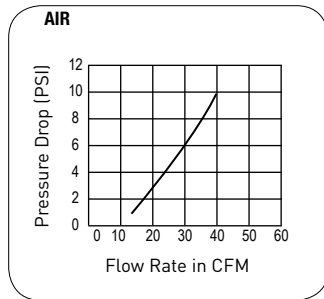


Hose Barb Plug

SERIES 27 KA & 27 KF - 3/8" Body - Automatic Single Shut-Off & Straight-Thru - NOMINAL PLUG BORE .39"



Please order the special brass valve version for use with liquids.



INTERCHANGE	
PARKER RF	CEJN 410
RECTUS 1700KA	RECTUS 1727KA
TEMA 1700	

COUPLER	MATERIAL			
	STANDARD	NICKEL PLATED	AISI 301	AISI 316 L
Back Body	Brass	Brass, Nickel Plated	AISI 303	AISI 316 L
Valve Body	Brass	Brass, Nickel Plated	AISI 303	AISI 316 L
Sleeve	Steel Hardened, Nickel Plated	Steel Hardened, Nickel Plated	AISI 303	AISI 316 L
Valve	Brass	Brass	AISI 303	AISI 316 L
Inner Sleeve	Brass	Brass	AISI 303	AISI 316 L
Spring Plate	Brass	Brass	AISI 303	AISI 316 Ti
Spring & Locking Ring	AISI 301	AISI 301	AISI 301	AISI 316 Ti
Locking Balls	AISI 420	AISI 420	AISI 316	AISI 316
Seals	NBR	NBR	FKM	FKM
PLUG	Steel Hardened, Nickel Plated	Plated	AISI 303	AISI 316 Ti

Working Temperature depending on medium

- 4°F up to +210°F (NBR)
- 40°F up to +250/300°F (EPDM)
- +5°F up to +400°F (FKM)
- +32°F up to +600°F (FFKM)

At a temperature below -40°F and above +250°F special seals are available.

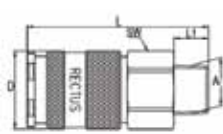
Working Pressure

500 psi, maximum static working pressure with 4:1 design factor.

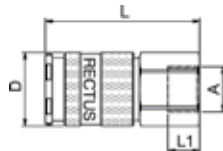
Note

BSP male & female threads and BSPT (DIN299) threads are available upon request.

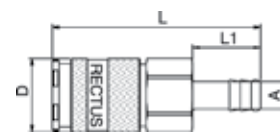
Series 27 KA Couplers													
Coupler Type	Connection (A)	Hex (SW)	Length (L)	Depth (D)	L1	L2	Hex1 (SW1)	B	G	Standard Design P/N	Nickel Plated P/N	AISI 303 P/N	AISI 316 L P/N
Male Thread	3/8" NPT	.94	2.48	1.06	.47					27KA AN17 MPX	27KA AN17 MPN	27KA AN17 RVX	27KA AN17 EVX
	1/2" NPT	.94	2.55	1.06	.66					27KA AN21 MPX	27KA AN21 MPN	27KA AN21 RVX	27KA AN21 EVX
	3/4" NPT	1.06	2.55	1.06	.66					27KA AN26 MPX	27KA AN26 MPN	27KA AN26 RVX	27KA AN26 EVX
Female Thread	3/8" NPSF	.94	2.51	1.06	.55					27KA IN17 MPX	27KA IN17 MPN	27KA IN17 RVX	27KA IN17 EVX
	1/2" NPSF	.94	2.67	1.06	.72					27KA IN21 MPX	27KA IN21 MPN	27KA IN21 RVX	27KA IN21 EVX
	3/4" NPSF	1.25	2.71	1.06	.72					27KA IN26 MPX	27KA IN26 MPN	27KA IN26 RVX	27KA IN26 EVX
Hose Barb	1/4"	.94	2.99	1.06	.98					27KA TF06 MPX	27KA TF06 MPN	27KA TF06 RVX	27KA TF06EVX
	5/16"	.94	2.99	1.06	.98					27KA TF08 MPX	27KA TF08 MPN	27KA TF08 RVX	27KA TF08EVX
	3/8"	.94	2.99	1.06	.98					27KA TF10 MPX	27KA TF10 MPN	27KA TF10 RVX	27KA TF10EVX
	1/2"	.94	2.99	1.06	.98					27KA TF13 MPX	27KA TF13 MPN	27KA TF13 RVX	27KA TF13EVX
	5/8"	.94	2.99	1.06	.98					27KA TF16 MPX	27KA TF16 MPN	27KA TF16 RVX	27KA TF16EVX
	3/4"	.94	2.99	1.06	.98					27KA TF19 MPX	27KA TF19 MPN	27KA TF19 RVX	27KA TF19EVX



Male Thread Coupler



Female Thread Coupler

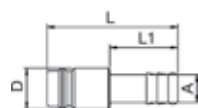


Hose Barb Coupler

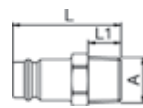
This series is also available without a valve in a Straight-Thru design.

For Straight-Thru Couplers, please change the part number from 27KA to 27KF when ordering.

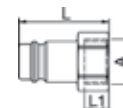
Series 27 SF Plugs													
Plug Type	Connection (A)	Hex (SW)	Length (L)	Depth (D)	L1	L2	Hex1 (SW1)	B	G	Standard Design P/N	Nickel Plated P/N	AISI 303 P/N	AISI 316 L P/N
Hose Barb	1/4"		1.89	.59	.98					27SF TF06 SXN	27SF TF06 MXN	27SF TF06 RXX	27SF TF06 EXX
	5/16"		1.89	.59	.98					27SF TF08 SXN	27SF TF08 MXN	27SF TF08 RXX	27SF TF08 EXX
	3/18"		1.89	.59	.98					27SF TF10 SXN	27SF TF10 MXN	27SF TF10 RXX	27SF TF10 EXX
	1/2"		1.89	.59	.98					27SF TF13 SXN	27SF TF13 MXN	27SF TF13 RXX	27SF TF13 EXX
	5/8"		1.89	.59	.98					27SF TF16 SXN	27SF TF16 MXN	27SF TF16 RXX	27SF TF16 EXX
	3/4"		1.89	.59	.98					27SF TF19 SXN	27SF TF19 MXN	27SF TF19 RXX	27SF TF19 EXX
Male Thread	1/4" NPT	.66	1.57		.47					27SF AN13 SXN	27SF AN13 MXN	27SF AN13 RXX	27SF AN13 EXX
	3/8" NPT	.66	1.57		.47					27SF AN17 SXN	27SF AN17 MXN	27SF AN17 RXX	27SF AN17 EXX
	1/2" NPT	.86	1.77		.66					27SF AN21 SXN	27SF AN21 MXN	27SF AN21 RXX	27SF AN21 EXX
	3/4" NPT	1.06	1.89		.74					27SF AN26 SXN	27SF AN26 MXN	27SF AN26 RXX	27SF AN26 EXX
Female Thread	1/4" NPSF	.66	1.63		.51					27SF IN13 SXN	27SF IN13 MXN	27SF IN13 RXX	27SF IN13 EXX
	3/8" NPSF	.74	1.69		.55					27SF IN17 SXN	27SF IN17 MXN	27SF IN17 RXX	27SF IN17 EXX
	1/2" NPSF	.94	1.88		.72					27SF IN21 SXN	27SF IN21 MXN	27SF IN21 RXX	27SF IN21 EXX
	3/4" NPSF	1.25	1.96		.72					27SF IN26 SXN	27SF IN26 MXN	27SF IN26 RXX	27SF IN26 EXX



Hose Barb Plug



Male Thread Plug

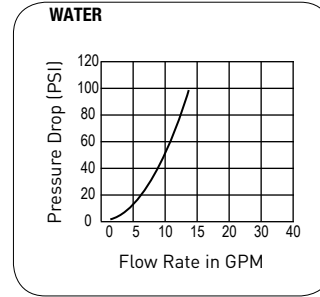
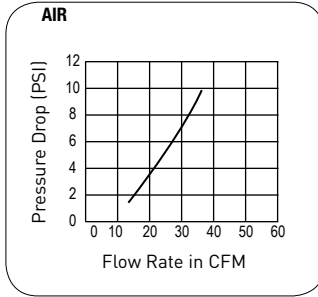


Female Thread Plug

SERIES 27 KB - 3/8" Body - Automatic Double Shut-Off - NOMINAL PLUG BORE .39"



The 27 KB is a double shut-off version of the 27 KA compressed air model. The valves in both the coupling and plug are opened when connected. Both valves close simultaneously when disconnected, ensuring minimum leakage loss.



INTERCHANGE
RECTUS 1700KB CEJN 410

Working Temperature depending on medium
 -4°F up to +210°F (NBR)
 -40°F up to +250/300°F (EPDM)
 +5°F up to +400°F (FKM)
 +32°F up to +600°F (FFKM)

At a temperature below -4°F and above +300°F special seals are available.

Working Pressure

500 psi, maximum static working pressure with 4:1 design factor.

Note

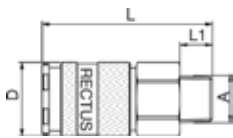
BSP male & female threads and BSPT (DIN299) threads are available upon request.

MATERIAL				
COUPLER	STANDARD	NICKEL PLATED	AISI 301	AISI 316 L
Back Body	Brass	Brass, Nickel Plated	AISI 303	AISI 316 L
Valve Body	Brass	Brass, Nickel Plated	AISI 303	AISI 316 L
Sleeve	Brass	Brass, Nickel Plated	AISI 303	AISI 316 L
Valve	Brass	Brass	AISI 303	AISI 316 L
Inner Sleeve	Brass	Brass	AISI 303	AISI 316 L
Spring Plate	Brass	Brass	AISI 303	AISI 316 L
Spring & Locking Ring	AISI 301	AISI 301	AISI 301	AISI 316 Ti
Locking Balls	AISI 420	AISI 420	AISI 316	AISI 316
Seals	NBR	NBR	FKM	FKM
PLUG				
Plug Profile	Brass	Brass, Nickel Plated	AISI 303	AISI 316 L
Back Body	Brass	Brass, Nickel Plated	AISI 303	AISI 316 L
Valve	Brass	Brass, Nickel Plated	AISI 303	AISI 316 L
Spring	AISI 301	AISI 301	AISI 301	AISI 316 Ti
Seal	NBR	NBR	FKM	FKM

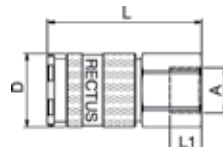
TUBING
FITTINGS
BALL VALVES
FILTER, REGULATOR & LUBRICATOR
HOSE
COUPLERS
BLOW GUN/ACCESS.
TECHNICAL

Series 27 KB Couplers

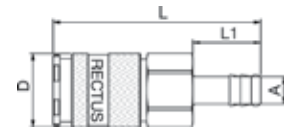
Coupler Type	Connection (A)	Hex (SW)	Length (L)	Depth (D)	L1	L2	Hex1 (SW1)	B	G	Standard Design P/N	Nickel Plated P/N	AISI 303 P/N	AISI 316 L P/N
Male Thread	3/8" NPT	.94	2.48	1.06	.47					27KB AN17 MPX	27KB AN17 MPN	27KB AN17 RVX	27KB AN17 EVX
	1/2" NPT	.94	2.55	1.06	.66					27KB AN21 MPX	27KB AN21 MPN	27KB AN21 RVX	27KB AN21 EVX
	3/4" NPT	1.06	2.55	1.06	.66					27KB AN26 MPX	27KB AN26 MPN	27KB AN26 RVX	27KB AN26 EVX
Female Thread	3/8" NPSF	.94	2.51	1.06	.55					27KB IN17 MPX	27KB IN17 MPN	27KB IN17 RVX	27KB IN17 EVX
	1/2" NPSF	.94	2.67	1.06	.72					27KB IN21 MPX	27KB IN21 MPN	27KB IN21 RVX	27KB IN21 EVX
	3/4" NPSF	1.25	2.71	1.06	.72					27KB IN26 MPX	27KB IN26 MPN	27KB IN26 RVX	27KB IN26 EVX
Hose Barb	1/4"	.94	2.99	1.06	.98					27KB TF06 MPX	27KB TF06 MPN	27KB TF06 RVX	27KB TF06 EVX
	5/16"	.94	2.99	1.06	.98					27KB TF08 MPX	27KB TF08 MPN	27KB TF08 RVX	27KB TF08 EVX
	3/8"	.94	2.99	1.06	.98					27KB TF10 MPX	27KB TF10 MPN	27KB TF10 RVX	27KB TF10 EVX
	1/2"	.94	2.99	1.06	.98					27KB TF13 MPX	27KB TF13 MPN	27KB TF13 RVX	27KB TF13 EVX
	5/8"	.94	2.99	1.06	.98					27KB TF16 MPX	27KB TF16 MPN	27KB TF16 RVX	27KB TF16 EVX
	3/4"	.94	2.99	1.06	.98					27KB TF19 MPX	27KB TF19 MPN	27KB TF19 RVX	27KB TF19 EVX



Male Thread Coupler



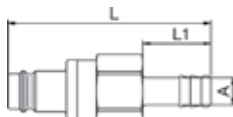
Female Thread Coupler



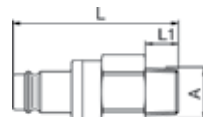
Hose Barb Coupler

Series 27 SB Plugs

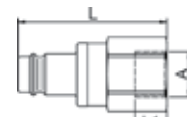
Plug Type	Connection (A)	Hex (SW)	Length (L)	Depth (D)	L1	L2	Hex1 (SW1)	B	G	Standard Design P/N	Nickel Plated P/N	AISI 303 P/N	AISI 316 L P/N
Hose Barb	1/4"	.94	2.91		.98					27SB TF06 MPX	27SB TF06 MPN	27SB TF06 RVX	27SB TF06 EVX
	5/16"	.94	2.91		.98					27SB TF08 MPX	27SB TF08 MPN	27SB TF08 RVX	27SB TF08 EVX
	3/8"	.94	2.91		.98					27SB TF10 MPX	27SB TF10 MPN	27SB TF10 RVX	27SB TF10 EVX
	1/2"	.94	2.91		.98					27SB TF13 MPX	27SB TF13 MPN	27SB TF13 RVX	27SB TF13 EVX
	5/8"	.94	2.91		.98					27SB TF16 MPX	27SB TF16 MPN	27SB TF16 RVX	27SB TF16 EVX
	3/4"	.94	2.91		.98					27SB TF19 MPX	27SB TF19 MPN	27SB TF19 RVX	27SB TF19 EVX
Male Thread	1/4" NPT	.94	2.38		.47					27SB AN13 MPX	27SB AN13 MPN	27SB AN13 RVX	27SB AN13 EVX
	3/8" NPT	.94	2.38		.47					27SB AN17 MPX	27SB AN17 MPN	27SB AN17 RVX	27SB AN17 EVX
	1/2" NPT	.94	2.46		.66					27SB AN21 MPX	27SB AN21 MPN	27SB AN21 RVX	27SB AN21 EVX
	3/4" NPT	1.06	2.53		.74					27SB AN26 MPX	27SB AN26 MPN	27SB AN26 RVX	27SB AN26 EVX
Female Thread	1/4" NPSF	.94	2.41		.55					27SB IN13 MPX	27SB IN13 MPN	27SB IN13 RVX	27SB IN13 EVX
	3/8" NPSF	.94	2.41		.55					27SB IN17 MPX	27SB IN17 MPN	27SB IN17 RVX	27SB IN17 EVX
	1/2" NPSF	.94	2.57		.72					27SB IN21 MPX	27SB IN21 MPN	27SB IN21 RVX	27SB IN21 EVX
	3/4" NPSF	1.25	2.61		.72					27SB IN26 MPX	27SB IN26 MPN	27SB IN26 RVX	27SB IN26 EVX



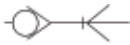
Hose Barb Plug



Male Thread Plug



Female Thread Plug



Schrader Interchange

SCHRADER INTERCHANGE



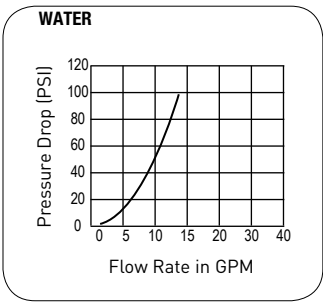
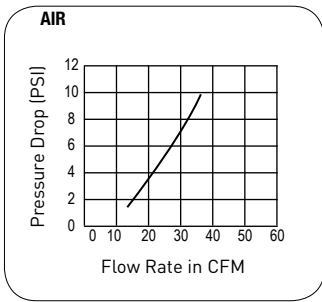
Series 17 KA



Series 17 TL

SERIES 17 KA - 1/4" Body - Automatic Single Shut-Off - NOMINAL PLUG BORE .20"

The 17 KA is made of a brass/steel combination and has been specifically developed for industrial use.



INTERCHANGE
SCHRADER No. 5

MATERIAL	
COUPLER	STANDARD
Back Body	Brass, Nickel Plated
Valve Body	Steel, Hardened & Zinc Plated
Sleeve	Brass
Valve	Brass
Inner Sleeve	Brass
Spring & Locking Ring	AISI 301
Locking Balls	AISI 420
Seals	NBR
PLUG	Steel Hardened, Nickel Plated

Working Temperature depending on medium

- 4°F up to +210°F (NBR)
- 40°F up to +250/300°F (EPDM)
- +5°F up to +400°F (FKM)

At a temperature below -4°F and above +300°F special seals are available.

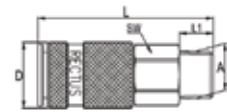
Working Pressure

500 psi, maximum static working pressure with 4:1 design factor.

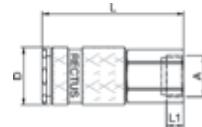
Note

BSP female threads and BSPT (DIN2999) threads are available upon request.

Series 17 KA Couplers										
Coupler Type	Connection (A)	Hex (SW)	Length (L)	Depth (D)	L1	L2	Hex1 (SW1)	B	G	Standard Design P/N
Male Thread	1/4" NPT	.74	2.48	.90	.47					17KA AN13 SPN
	3/8" NPT	.74	2.48	.90	.47					17KA AN17 SPN
Female Thread	1/4" NPSF	.74	2.41	.90	.47					17KA IN13 SPN
	3/8" NPSF	.74	2.67	.90	.55					17KA IN17 SPN
Hose Barb	1/4"	.74	2.99	.90	.98					17KA TF06 SPN
	5/16"	.74	2.99	.90	.98					17KA TF08 SPN
	3/8"	.74	2.99	.90	.98					17KA TF10 SPN



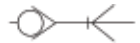
Male Thread Coupler



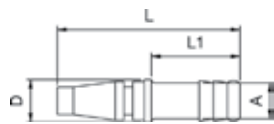
Female Thread Coupler



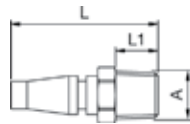
Hose Barb Coupler



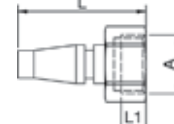
Series 17 SF Plugs										
Plug Type	Connection (A)	Hex (SW)	Length (L)	Depth (D)	L1	L2	Hex1 (SW1)	B	G	Standard Design P/N
Hose Barb	1/4"		2.28	.47	.98					17SF TF06 SXN
	5/16"		2.04	.47	.98					17SF TF08 SXN
	3/8"		2.04	.47	.98					17SF TF10 SXN
Male Thread	1/8" NPT	.43	1.45		.35					17SF AN10 SXN
	1/4" NPT	.55	1.65		.47					17SF AN13 SXN
Female Thread	1/8" NPSF	.47	1.53		.35					17SF IN10 SXN
	1/4" NPSF	.66	1.75		.51					17SF IN13 SXN



Hose Barb Plug



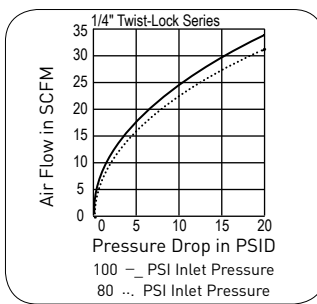
Male Thread Plug



Female Thread Plug

SERIES 17 TL

Designed to protect against accidental uncoupling and engineered for speedy coupling and uncoupling. To lock – push in; to unlock – give the coupler sleeve an 1/8" turn.



Working Temperature depending on medium
-4°F up to +210°F (NBR)

At a temperature below -4°F and above +210°F special seals are available.

Working Pressure

300 psi, maximum static working pressure with 4:1 design factor.

Locking Device

CAM

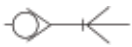
Vacuum Service

Not recommended

INTERCHANGE

SCHRADER Twist-Lock style
RECTUS 23 & 24

MATERIAL	
COUPLER	STANDARD
Back Body	Brass
Valve Body	Brass
Sleeve	Chromium-6 Free Plated Steel
Seals	NBR
PLUG	Chromium-6 Free Plated Steel



TUBING

FITTINGS

BALL VALVES

FILTER, REGULATOR & LUBRICATOR

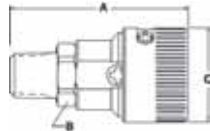
HOSE

COUPLERS

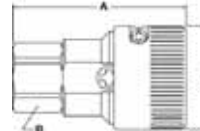
BLOW GUN/ACCESS.

TECHNICAL

Series 17 TL Couplers						
Coupler Type	Body Size	Thread Size NPT	Overall Length (A)	Hex (B)	Largest Diameter (C)	Standard Design P/N
Male Thread	1/4"	1/4-18	2.23	.75	1.12	17TL AN13 MPX
	1/4"	3/8-18	2.26	.75	1.12	17TL AN17 MPX
Female Thread	1/4"	3/8-18	2.55	1.13	1.50	17TL IN13 MPX

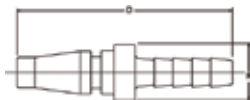


Male Thread Coupler

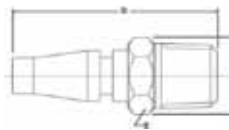


Female Thread Coupler

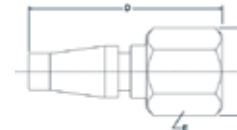
Series 17 SF Nipples						
Nipples Type	Body Size	Thread Size NPT	Hex (E)	Length (D)	Largest Diameter (F)	Standard Design P/N
Hose Barb	1/4"	1/4"	na	1.83	.50	17SF TF06 SXN
	1/4"	5/16"	na	2.04	.47	17SF TF08 SXN
	1/4"	3/8"	na	1.83	.50	17SF TF10 SXN
Male Thread	1/4"	1/8-27	.56	1.65	.65	17SF AN10 SXN
	1/4"	1/4-18	.56	1.75	.65	17SF AN13 SXN
Female Thread	1/4"	1/8-27	.56	1.53	.65	17SF IN10 SXN
	1/4"	1/4-18	.69	1.81	.79	17SF IN13 SXN



Hose Barb Nipple



Male Thread Nipple

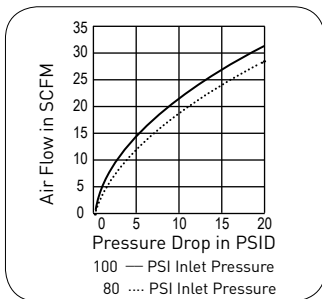


Female Thread Nipple

Lincoln Interchange

SERIES 15 KM - 1/4" Body - Manual Single Shut-Off

The 15KM Series has a full opening, tubular valve for maximum flow and a built-in sleeve guard to minimize accidental disconnect.



Working Temperature

-4°F up to +210°F (NBR)

At a temperature below -4°F and above +210°F special seals are available.

Working Pressure

300 psi, maximum static working pressure with 4:1 design factor.

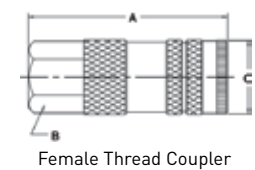
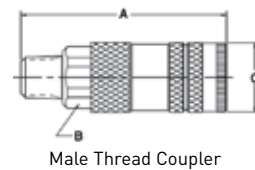
Locking Device

4 Balls

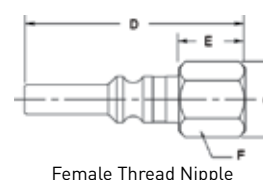
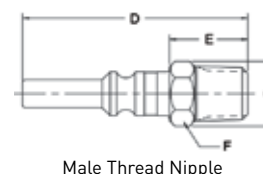
INTERCHANGE
PARKER 70 Series

MATERIAL	
COUPLER	STANDARD
Body	Brass
Valve	Steel
Sleeve	Brass
Seals	NBR
PLUG	Chromium-6 Free Plated Steel

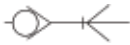
Series 15 KM Couplers						
Coupler Type	Body Size	Thread Size NPTF	Overall Length (A)	Hex (B)	Largest Diameter (C)	Standard Design P/N
Male Thread	1/4	1/4-18	2.62	.75	.90	15KM AN13 MPX
Female Thread	1/4	1/4-18	2.40	.75	.90	15KM IN13 MPX



Series 15 SF Nipples							
Nipple Type	Body Size	Thread Size NPTF	Overall Length (D)	Exposed Length (E)	Hex (F)	Largest Diameter (G)	Standard Design P/N
Male Thread	1/4	1/4-18	2.25	.92	.56	.65	15SF AN13 SXZ
Female Thread	1/4	1/4-18	2.10	.77	.62	.72	15SF IN13 SXZ



TUBING
FITTINGS
BALL VALVES
FILTER, REGULATOR & LUBRICATOR
HOSE
COUPLERS
BLOW GUN/ACCESS.
TECHNICAL

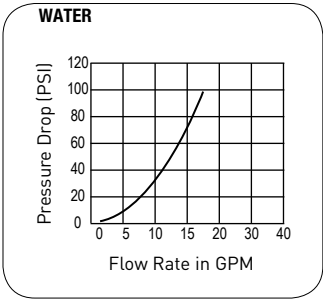
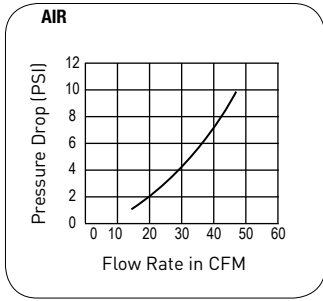


TUBING

Nitto Kohki Interchange

FITTINGS

SERIES 13 KA - 3/8" Body - Automatic Single Shut-Off - NOMINAL PLUG BORE .30"



INTERCHANGE

RECTUS 03 CEJN 314
 NITTO-KOHKI 200

BALL VALVES

FILTER, REGULATOR & LUBRICATOR

Working Temperature depending on medium

- 4°F up to +210°F (NBR)
- 40°F up to +250/300°F (EPDM)
- +5°F up to +400°F (FKM)

At a temperature below -4°F and above +300°F special seals are available.

Working Pressure

500 psi, maximum static working pressure with 4:1 design factor.

Note

BSP female threads and BSPT (DIN2999) threads are available upon request.

HOSE

MATERIAL		
COUPLER	STANDARD	NICKEL PLATED
Back Body	Brass	Brass, Nickel Plated
Valve Body	Brass	Brass, Nickel Plated
Sleeve	Brass	Brass, Nickel Plated
Valve	Brass	Brass
Spring & Locking Ring	AISI 301	AISI 301
Locking Pins	AISI 420	AISI 420
Seals	NBR	NBR
PLUG	Steel Hardened, Nickel Plated	Steel Hardened, Nickel Plated

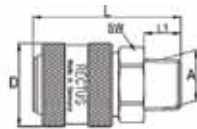
COUPLERS

BLOW GUN/ACCESS.

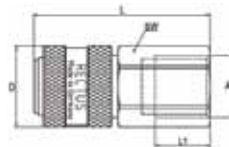
TECHNICAL



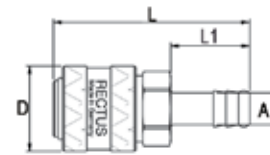
Series 13 KA Couplers											
Coupler Type	Connection (A)	Hex (SW)	Length (L)	Depth (D)	L1	L2	Hex1 (SW1)	B	G	Standard Design P/N	Nickel Plated P/N
Male Thread	1/4" NPT	.86	1.85	1.06	.47					13KA AN13 MPX	13KA AN13 MPN
	3/8" NPT	.86	1.77	1.06	.47					13KA AN17 MPX	13KA AN17 MPN
	1/2" NPT	.86	1.94	1.06	.66					13KA AN21 MPX	13KA AN21 MPN
Female Thread	1/4" NPSF	.86	1.96	1.06	.66					13KA IN13 MPX	13KA IN13 MPN
	3/8" NPSF	.86	2.10	1.06	.55					13KA IN17 MPX	13KA IN17 MPN
	1/2" NPSF	.94	2.26	1.06	.72					13KA IN21 MPX	13KA IN21 MPN
Hose Barb	1/4"	.82	2.44	1.06	.98					13KA TF06 MPX	13KA TF06 MPN
	5/16"	.82	2.44	1.06	.98					13KA TF08 MPX	13KA TF08 MPN
	3/8"	.82	2.44	1.06	.98					13KA TF10 MPX	13KA TF10 MPN
	1/2"	.82	2.44	1.06	.98					13KA TF13 MPX	13KA TF13 MPN



Male Thread Coupler

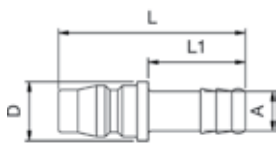


Female Thread Coupler

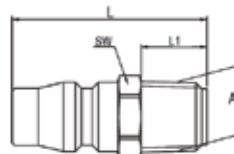


Hose Barb Coupler

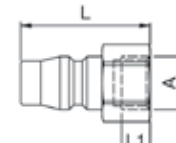
Series 13 SF Plugs											
Plug Type	Connection (A)	Hex (SW)	Length (L)	Depth (D)	L1	L2	Hex1 (SW1)	B	G	Standard Design P/N	
Hose Barb	1/4"		1.89	.59	.98					13SF TF06 SXN	
	5/16"		1.89	.59	.98					13SF TF08 SXN	
	3/8"		1.89	.59	.98					13SF TF10 SXN	
	1/2"		1.89	.59	.98					13SF TF13 SXN	
Male Thread	1/4" NPT	.55	1.45		.47					13SF AN13 SXN	
	3/8" NPT	.66	1.45		.47					13SF AN17 SXN	
	1/2" NPT	.86	1.73		.66					13SF AN21 SXN	
Female Thread	1/4" NPSF	.66	1.26		.51					13SF IN13 SXN	
	3/8" NPSF	.74	1.29		.55					13SF IN17 SXN	



Hose Barb Plug



Male Thread Plug



Female Thread Plug



Hansen Interchange

HANSEN COUPLER



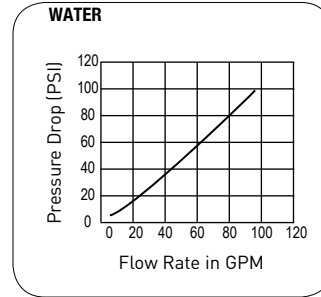
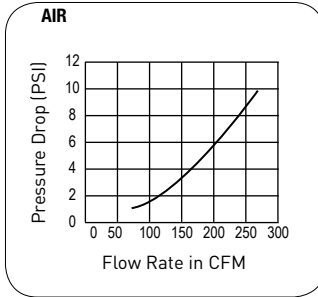
Series 38 KB
F-52



Series 39 KB
F-54

SERIES 38 KB - 3/4" Body - Automatic Single or Double Shut-Off - NOMINAL PLUG BORE .59"

The 38 KB Series can be connected to a plug with a shut-off valve or a straight-thru (no valve) plug.



INTERCHANGE
HANSEN6000-3/4"

COUPLER	MATERIAL	
	STANDARD	NICKEL PLATED
Back Body	Brass	Brass, Nickel Plated
Valve Body	Brass	Brass, Nickel Plated
Sleeve	Brass	Brass, Nickel Plated
Valve	Brass	Brass
Spring Plate	Brass	Brass
Spring & Locking Ring	AISI 301	AISI 301
Locking Balls	AISI 420	AISI 420
Seals	NBR	NBR
PLUG	Brass	Brass, Nickel Plated

Working Temperature depending on medium

- 4°F up to +210°F (NBR)
- 40°F up to +250/300°F (EPDM)
- +5°F up to +400°F (FKM)
- +32°F up to +600°F (FFKM)

At a temperature below -4°F and above +300°F special seals are available.

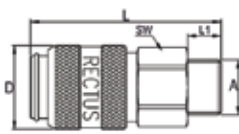
Working Pressure

500 psi, maximum static working pressure with 4:1 design factor.

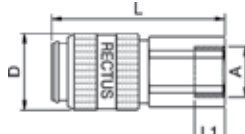
Note

BSP male & female threads are available upon request.

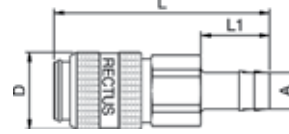
Series 38 KB Couplers											
Coupler Type	Connection (A)	Hex (SW)	Length (L)	Depth (D)	L1	L2	Hex1 (SW1)	B	G	Standard Design P/N	Nickel Plated P/N
Male Thread	1/2" NPT	1.33	3.62	1.57	.66					38KB AN21 MPX	38KB AN21 MPN
	3/4" NPT	1.33	3.70	1.57	.74					38KB AN26 MPX	38KB AN26 MPN
	1" NPT	1.61	3.81	1.57	.98					38KB AN33 MPX	38KB AN33 MPN
Female Thread	1/2" NPSF	1.33	3.77	1.57	.72					38KB IN21 MPX	38KB IN21 MPN
	3/4" NPSF	1.33	3.77	1.57	.72					38KB IN26 MPX	38KB IN26 MPN
	1" NPSF	1.61	3.85	1.57	.98					38KB IN33 MPX	38KB IN33 MPN
Hose Barb	1/2"	1.33	4.13	1.57	1.10					38KB TF13 MPX	38KB TF13 MPN
	5/8"	1.33	4.44	1.57	1.41					38KB TF16 MPX	38KB TF16 MPN
	3/4"	1.33	4.44	1.57	1.41					38KB TF19 MPX	38KB TF19 MPN
	1"	1.33	4.29	1.57	1.41					38KB TF25 MPX	38KB TF25 MPN



Male Thread Coupler

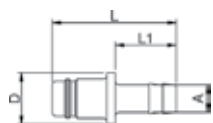


Female Thread Coupler



Hose Barb Coupler

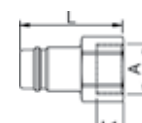
Series 38 SF & 38 SB Plugs											
Plug Type	Connection (A)	Hex (SW)	Length (L)	Depth (D)	L1	L2	Hex1 (SW1)	B	G	Standard Design P/N	Nickel Plated P/N
Hose Barb	1/2"		2.55	1.18	1.10					38SF TF13 MXX	38SF TF13 MXN
	5/8"		2.87	1.18	1.41					38SF TF16 MXX	38SF TF16 MXN
	3/4"		2.87	1.18	1.41					38SF TF19 MXX	38SF TF19 MXN
	1"		2.99	1.18	1.41					38SF TF25 MXX	38SF TF25 MXN
Male Thread	1/2" NPT	.94	2.18		.66					38SF AN21 MXX	38SF AN21 MXN
	3/4" NPT	1.06	2.40		.74					38SF AN26 MXX	38SF AN26 MXN
	1" NPT	1.41	2.63		.98					38SF AN33 MXX	38SF AN33 MXN
Female Thread	1/2" NPSF	.94	2.36		.72					38SF IN21 MXX	38SF IN21 MXN
	3/4" NPSF	1.25	2.36		.72					38SF IN26 MXX	38SF IN26 MXN
	1" NPSF	1.61	2.63		.98					38SF IN33 MXX	38SF IN33 MXN



Hose Barb Plug



Male Thread Plug



Female Thread Plug

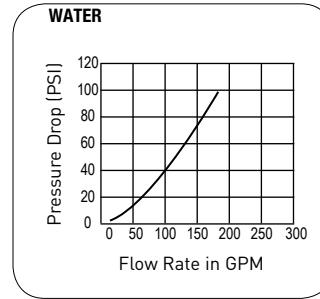
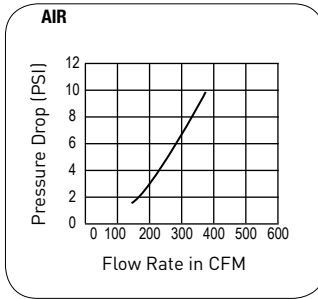
These plugs are also available in a Double Shut-Off design.

For Double Shut-Off Plugs, please change the part number from SF to SB when ordering.



SERIES 39 KB - 1" Body - Automatic Single or Double Shut-Off - NOMINAL PLUG BORE .75"

The 39 KB Series can be connected to a plug with a shut-off valve or a straight-thru (no valve) plug.



INTERCHANGE
HANSEN7000-1"

Working Temperature depending on medium

- 4°F up to +210°F (NBR)
- 40°F up to +250/300°F (EPDM)
- +5°F up to +400°F (FKM)
- +32°F up to +600°F (FFKM)

At a temperature below -4°F and above +300°F special seals are available.

Working Pressure

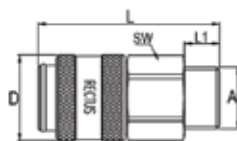
500 psi, maximum static working pressure with 4:1 design factor.

Note

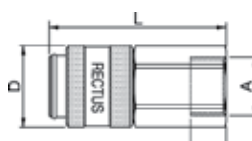
BSP male & female threads are available upon request.

	MATERIAL	
	STANDARD	NICKEL PLATED
COUPLER		
Back Body	Brass	Brass, Nickel Plated
Valve Body	Brass	Brass, Nickel Plated
Sleeve	Brass	Brass, Nickel Plated
Valve	Brass	Brass
Spring Plate	Brass	Brass
Spring & Locking Ring	AISI 301	AISI 301
Locking Balls	AISI 420	AISI 420
Seals	NBR	NBR
PLUG	Brass	Brass, Nickel Plated

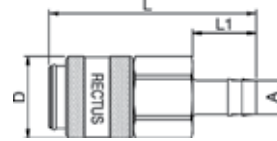
Series 39 KB Couplers											
Coupler Type	Connection (A)	Hex (SW)	Length (L)	Depth (D)	L1	L2	Hex1 (SW1)	B	G	Standard Design P/N	Nickel Plated P/N
Male Thread	3/4" NPT	1.61	3.89	1.81	.74					39KB AN26 MPX	39KB AN26 MPN
	1" NPT	1.61	4.01	1.81	.98					39KB AN33 MPX	39KB AN33 MPN
	1-1/4" NPT	1.81	4.05	1.81	1.00					39KB AN42 MPX	39KB AN42 MPN
Female Thread	3/4" NPSF	1.33	3.93	1.81	.72					39KB IN26 MPX	39KB IN26 MPN
	1" NPSF	1.61	4.05	1.81	.98					39KB IN33 MPX	39KB IN33 MPN
	1-1/4" NPSF	1.96	4.09	1.81	1.02					39KB IN42 MPX	39KB IN42 MPN
Hose Barb	3/4"	1.61	4.52	1.81	1.41					39KB TF19 MPX	39KB TF19 MPN
	1"	1.61	4.92	1.81	1.89					39KB TF25 MPX	39KB TF25 MPN



Male Thread Coupler

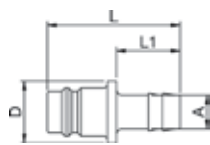


Female Thread Coupler

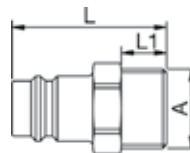


Hose Barb Coupler

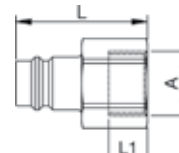
Series 39 SF & 39 SB Plugs												
Plug Type	Connection (A)	Hex (SW)	Length (L)	Depth (D)	L1	L2	Hex1 (SW1)	B	G	Standard Design P/N	Nickel Plated P/N	
Hose Barb	3/4"		2.95	1.37	1.41					39SF TF19 MXX	39SF TF19 MXN	
	3/4"		3.42	1.37	1.89					39SF TF25 MXX	39SF TF25 MXN	
Male Thread	3/4" NPT	1.18	2.32		.74					39SF AN26 MXX	39SF AN26 MXN	
	1" NPT	1.61	2.63		.98					39SF AN33 MXX	39SF AN33 MXN	
	1-1/4" NPT	1.81	2.67		1.02					39SF AN42 MXX	39SF AN42 MXN	
Female Thread	3/4" NPSF	1.26	2.44		.72					39SF IN26 MXX	39SF IN26 MXN	
	1" NPSF	1.61	2.71		.98					39SF IN33 MXX	39SF IN33 MXN	
	1-1/4" NPSF	1.96	2.79		1.02					39SF IN42 MXX	39SF IN42 MXN	



Hose Barb Plug



Male Thread Plug



Female Thread Plug

These plugs are also available in a Double Shut-Off design.

For Double Shut-Off Plugs, please change the part number from SF to SB when ordering.

Micro, Sub-Miniature & Miniature Couplers

MICRO COUPLER



Series 02 KA
F-57

SUB-MINIATURE COUPLER



Series 20 KA & KF
F-59



Series 20 KB
F-61



Series 91 KA
F-63

MINIATURE COUPLER



Series 21 KA & KF
F-65



Series 21 KB
F-68



Series 90 KA
F-71

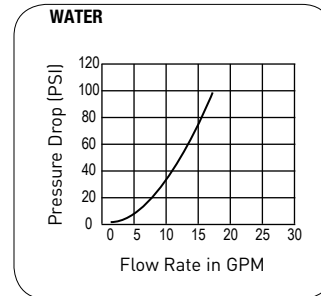
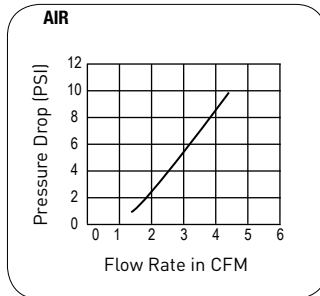
TUBING
FITTINGS
BALL VALVES
FILTER, REGULATOR & LUBRICATOR
HOSE
COUPLERS
BLOW GUN/ACCESS.
TECHNICAL

Micro Coupler

SERIES 02 KA - Micro Body Single Shut-Off - NOMINAL PLUG BORE .06"



The 02 Series is the smallest quick connect coupling made anywhere in the world today.



Working Temperature depending on medium

- 4°F up to +210°F (NBR)
- 40°F up to +250/300°F (EPDM)
- +5°F up to +400°F (FKM)

At a temperature below -4°F and above +300°F special seals are available.

Working Pressure

500 psi, maximum static working pressure with 4:1 design factor.

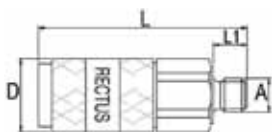
Note

UNF male for plug threads is available upon request.

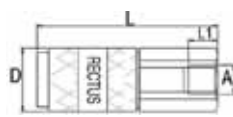
MATERIAL		
COUPLER	STANDARD	NICKEL PLATED
Back Body	Brass	Brass, Nickel Plated
Valve Body	Brass	Brass, Nickel Plated
Sleeve	Brass	Brass, Nickel Plated
Valve	Brass	Brass, Nickel Plated
Spring & Locking Ring	AISI 301	AISI 301
Locking Balls	AISI 420	AISI 420
Seals	NBR	NBR
PLUG	Brass	Brass, Nickel Plated

Series 02 KA Couplers											
Coupler Type	Connection (A)	Hex (SW)	Length (L)	Depth (D)	L1	L2	Hex1 (SW1)	B	G	Standard Design P/N	Nickel Plated P/N
Male Thread	M 3	.23	.47	.25	.11					02KA AM03 MPX	02KA AM03 MPN*
Female Thread	M 3	.23	.47	.25	.11					02KA IM03 MPX	02KA IM03 MPN*
Hose Barb	1/16"	.23	.81	.25	.21					02KA TF02 MPX	02KA TF02 MPN
	1/8"	.23	.86	.25	.25					02KA TF03 MPX	02KA TF03 MPN
Panel Mount, Hose Barb	1/16"	.27	1.14	.25	.21	.31	.27	.11	M 5	02KA TS02 MPX	02KA TS02 MPN
	1/8"	.27	1.18	.25	.25	.31	.27	.11	M 5	02KA TS03 MPX	02KA TS03 MPN

* Nickel plated Couplers have metric threads.



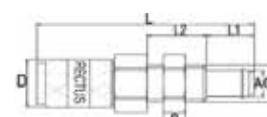
Male Thread Coupler



Female Thread Coupler



Hose Barb Coupler



Panel Mount Hose Barb Coupler

TUBING

FITTINGS

BALL VALVES

FILTER, REGULATOR & LUBRICATOR

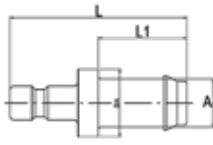
HOSE

COUPLERS

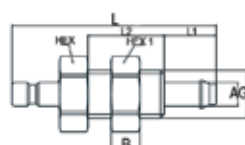
BLOW GUN/ACCESS.

TECHNICAL

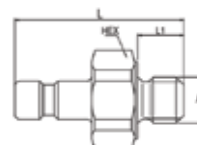
Series 02 SF Plugs											
Plug Type	Connection (A)	Hex (SW)	Length (L)	Depth (D)	L1	L2	Hex1 (SW1)	B	G	Standard Design P/N	Nickel Plated P/N
Hose Barb	1/16"		.47	.15	.21					02SF TF02 MXX	02SF TF02 MXN
	1/8"		.51	.19	.25					02SF TF03 MXX	02SF TF03 MXN
Panel Mount, Hose Barb	1/16"	.27	.86		.21	.31	.27	.11	M 5	02SF TS02 MXX	02SF TS02 MXN
		.27	.90		.25	.31	.27	.11	M 5	02SF TS03 MXX	02SF TS03 MXN
Male Thread	M 3 10/32 UNF	.23	.43		.11					02SF AM02 MXX	02SF AM02 MXN
		.23	.51		.19					02SF AF05 MXX	02SF AF05 MXN
Female Thread	M 3	.24	.39		.11					02SF IM03 MXX	02SF IM03 MXN



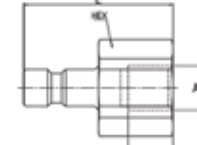
Hose Barb Plug



Panel Mount Hose Barb Plug



Male Thread Plug



Female Thread Plug



Sub Miniature Coupler

SUB-MINIATURE COUPLER



Series 20 KA & KF
F-59



Series 20 KB
F-61

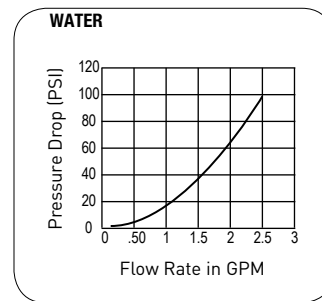
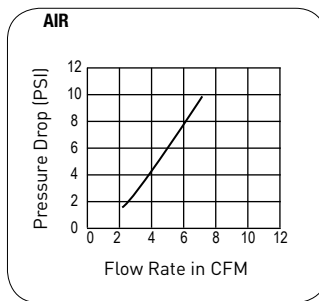


Series 91 KA
F-63

SERIES 20 KA & 20 KF - Automatic Single Shut-Off & Automatic Straight-Thru - NOMINAL PLUG BORE .10"



The 20 Series is the second smallest quick connect coupling on the market.



INTERCHANGE

RECTUS 91 WALTHER 06-003

Working Temperature depending on medium

- 4°F up to +210°F (NBR)
- 40°F up to +250/300°F (EPDM)
- +5°F up to +400°F (FKM)

At a temperature below -4°F and above +300°F special seals are available.

Working Pressure

500 psi, maximum static working pressure with 4:1 design factor.

Note

Metric male & female threads and BSP male & female threads are available upon request.

COUPLER	MATERIAL			
	STANDARD	NICKEL PLATED	AISI 301	AISI 316 L
Back Body	Brass	Brass,Nickel Plated	AISI 303	AISI 316 L
Valve Body	Brass	Brass,Nickel Plated	AISI 303	AISI 316 L
Sleeve	Brass	Brass,Nickel Plated	AISI 303	AISI 316 L
Valve	Brass	Brass	AISI 303	AISI 316 L
Spring & Locking Ring	AISI 301	AISI 301	AISI 301	AISI 316 Ti
Locking Balls	AISI 420	AISI 420	AISI 316	AISI 316
Seals	NBR	NBR	FKM	FKM
PLUG	Brass	Brass,Nickel Plated	AISI 303	AISI 316 L

This series is also available without a valve in a Straight-Thru design.

For Straight-Thru Couplers, please change the part number from 20KA to 20KF when ordering.

TUBING

FITTINGS

BALL VALVES

FILTER, REGULATOR & LUBRICATOR

HOSE

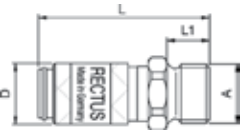
COUPLERS

BLOW GUN/ACCESS.

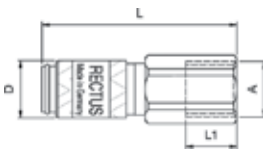
TECHNICAL

Series 20 KA Couplers

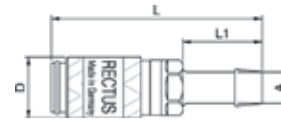
Coupler Type	Connection (A)	Hex (SW)	Length (L)	Depth (D)	L1	L2	Hex1 (SW1)	B	G	Standard Design P/N	Nickel Plated P/N	AISI 303 P/N	AISI 316 L P/N
Male Thread	10/32 UNF	.35	1.02	.39	.19					20KA AF05 MPX	20KA AF05 MPN	20KA AF05 RVX	20KA AF05 EVX
	1/8" NPT	.43	1.02	.39	.35					20KA AN10 MPX	20KA AN10 MPN	20KA AN10 RVX	20KA AN10 EVX
Female Thread	10/32 UNF	.35	1.02	.39	.19					20KA IF05 MPX	20KA IF05 MPN	20KA IF05 RVX	20KA IF05 EVX
	1/8" NPSF	.47	1.33	.39	.35					20KA IN10 MPX	20KA IN10 MPN	20KA IN10 RVX	20KA IN10 EVX
Hose Barb	1/8"		1.37	.39	.51					20KA TF03 MPX	20KA TF03 MPN	20KA TF03 RVX	20KA TF03 EVX
	5/32"		1.37	.39	.51					20KA TF04 MPX	20KA TF04 MPN	20KA TF04 RVX	20KA TF04 EVX
	3/16"		1.37	.39	.51					20KA TF05 MPX	20KA TF05 MPN	20KA TF05 RVX	20KA TF05 EVX
Plastic Hose Connection	1/8" x 1/4"	.47	1.41	.39	.27	.27			M 10x1	20KA K036 MPX	20KA K036 MPN	20KA K036 RVX	20KA K036 EVX
	5/32" x 1/4"	.47	1.41	.39	.27	.27			M 10x1	20KA K046 MPX	20KA K046 MPN	20KA K046 RVX	20KA K046 EVX
Panel Mount, Plast. Hose Connect.	1/8" x 1/4"	.47	1.81	.39	.27	.70			M 10x1	20KA KS36 MPX	20KA KS36 MPN	20KA KS36 RVX	20KA KS36 EVX
	5/32" x 1/4"	.47	1.81	.39	.27	.70			M 10x1	20KA KS46 MPX	20KA KS46 MPN	20KA KS46 RVX	20KA KS46 EVX
Panel Mount, Hose Barb	1/8"	.47	2.00	.39	.51	.66	.43	.11	M 7x0,5	20KA TS03 MPX	20KA TS03 MPN	20KA TS03 RVX	20KA TS03 EVX
	5/32"	.47	2.00	.39	.51	.66	.43	.11	M 7x0,5	20KA TS04 MPX	20KA TS04 MPN	20KA TS04 RVX	20KA TS04 EVX
	3/16"	.47	2.00	.39	.51	.66	.47	.11	M 10x1	20KA TS05 MPX	20KA TS05 MPN	20KA TS05 RVX	20KA TS05 EVX



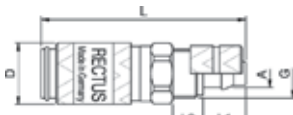
Male Thread Coupler



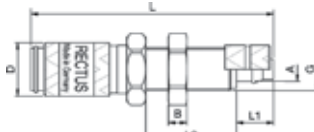
Female Thread Coupler



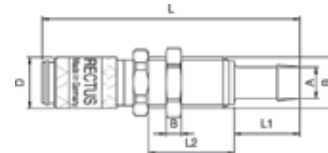
Hose Barb Coupler



Plastic Hose Connect. Coupler



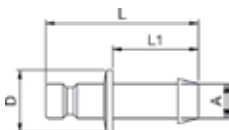
Panel Mount Plastic Hose Connect. Coupler



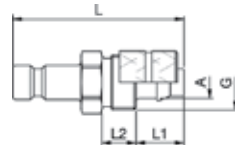
Panel Mount Hose Barb Coupler

Series 20 SF Plugs

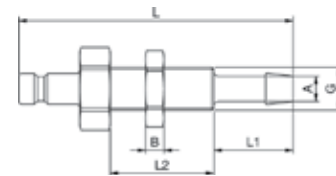
Plug Type	Connection (A)	Hex (SW)	Length (L)	Depth (D)	L1	L2	Hex1 (SW1)	B	G	Standard Design P/N	Nickel Plated P/N	AISI 303 P/N	AISI 316 L P/N
Hose Barb	1/8"		.94	.27	.51					20SF TF03 MXX	20SF TF03 MXN	20SF TF03 RXX	20SF TF03 EXX
	5/32"		.94	.27	.51					20SF TF04 MXX	20SF TF04 MXN	20SF TF04 RXX	20SF TF04 EXX
	3/16"		.86	.35	.51					20SF TF05 MXX	20SF TF05 MXN	20SF TF05 RXX	20SF TF05 EXX
Plastic Hose Connection	1/8" x 1/4"	.47	1.10		.27	.27			M 10x1	20SF K036 MXX	20SF K036 MXN	20SF K036 RXX	20SF K036 EXX
	5/32" x 1/4"	.47	1.10		.27	.27			M 10x1	20SF K046 MXX	20SF K046 MXN	20SF K046 RXX	20SF K046 EXX
Panel Mount, Hose Barb	1/8"	.47	1.77		.51	.66	.43	.11	M 7x0,5	20SF TS03 MXX	20SF TS03 MXN	20SF TS03 RXX	20SF TS03 EXX
	5/32"	.47	1.77		.51	.66	.43	.11	M 7x0,5	20SF TS04 MXX	20SF TS04 MXN	20SF TS04 RXX	20SF TS04 EXX
Male Thread	10/32 UNF	.27	.70		.19					20SF AF05 MXX	20SF AF05 MXN	20SF AF05 RXX	20SF AF05 EXX
	1/8" NPT	.43	.86		.35					20SF AN10 MXX	20SF AN10 MXN	20SF AN10 RXX	20SF AN10 EXX
Female Thread	10/32 UNF	.27	.64		.19					20SF IF05 MXX	20SF IF05 MXN	20SF IF05 RXX	20SF IF05 EXX
	1/8" NPT	.47	.96		.35					20SF IN10 MXX	20SF IN10 MXN	20SF IN10 RXX	20SF IN10 EXX



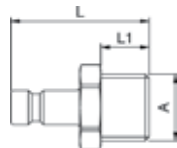
Hose Barb Plug



Plastic Hose Connection Plug



Panel Mount Hose Barb Plug

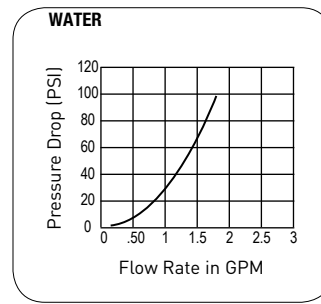
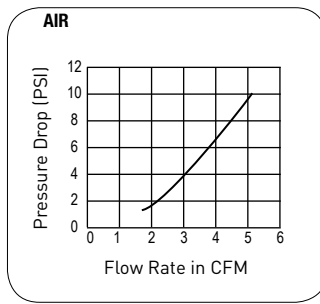


Male Thread Plug



Female Thread Plug

SERIES 20 KB - Automatic Double Shut-Off - NOMINAL PLUG BORE .10"



Working Temperature depending on medium

- 4°F up to +210°F (NBR)
- 40°F up to +250/300°F (EPDM)
- +5°F up to +400°F (FKM)

At a temperature below -4°F and above +300°F special seals are available.

Working Pressure

500 psi, maximum static working pressure with 4:1 design factor.

Note

Metric male & female threads and BSP male & female threads are available upon request.

MATERIAL				
COUPLER	STANDARD	NICKEL PLATED	AISI 301	AISI 316 L
Back Body	Brass	Brass, Nickel Plated	AISI 303	AISI 316 L
Valve Body	Brass	Brass, Nickel Plated	AISI 303	AISI 316 L
Sleeve	Brass	Brass, Nickel Plated	AISI 303	AISI 316 L
Valve	Brass	Brass	AISI 303	AISI 316 L
Spring & Locking Ring	AISI 301	AISI 301	AISI 301	AISI 316 Ti
Locking Balls	AISI 420	AISI 420	AISI 316	AISI 316
Seals	NBR	NBR	FKM	FKM
(Sleeve made of Aluminium, elox. upon request)				
PLUG				
Plug Profile	Brass	Brass, Nickel Plated	AISI 303	AISI 316 L
Back Body	Brass	Brass, Nickel Plated	AISI 303	AISI 316 L
Valve	Brass	Brass	AISI 303	AISI 316 L
Spring	AISI 301	AISI 301	AISI 301	AISI 316 Ti
Seal	NBR	NBR	FKM	FKM

Series 20 KB Couplers													
Coupler Type	Connection (A)	Hex (SW)	Length (L)	Depth (D)	L1	L2	Hex1 (SW1)	B	G	Standard Design P/N	Nickel Plated P/N	AISI 303 P/N	AISI 316 L P/N
Male Thread	10/32 UNF	.35	1.02	.39	.19					20KB AF05 MPX	20KB AF05 MPN	20KB AF05 RVX	20KB AF05 EVX
	1/8" NPT	.43	1.02	.39	.35					20KB AN10 MPX	20KB AN10 MPN	20KB AN10 RVX	20KB AN10 EVX
Female Thread	10/32 UNF	.35	1.02	.39	.19					20KB IF05 MPX	20KB IF05 MPN	20KB IF05 RVX	20KB IF05 EVX
	1/8" NPSF	.47	1.33	.39	.35					20KB IN10 MPX	20KB IN10 MPN	20KB IN10 RVX	20KB IN10 EVX
Hose Barb	1/8"		1.37	.39	.51					20KB TF03 MPX	20KB TF03 MPN	20KB TF03 RVX	20KB TF03 EVX
	5/32"		1.37	.39	.51					20KB TF04 MPX	20KB TF04 MPN	20KB TF04 RVX	20KB TF04 EVX
	3/16"		1.37	.39	.51					20KB TF05 MPX	20KB TF05 MPN	20KB TF05 RVX	20KB TF05 EVX
Plastic Hose Connection	1/8" x 1/4"	.47	1.41	.39	.27	.27			M 10x1	20KB K036 MPX	20KB K036 MPN	20KB K036 RVX	-
	5/32" x 1/4"	.47	1.41	.39	.27	.27			M 10x1	20KB K046 MPX	20KB K046 MPN	20KB K046 RVX	-
Panel Mount, Plast. Hose Connect.	1/8" x 1/4"	.47	1.81	.39	.27	.70			M 10x1	20KB KS36 MPX	20KB KS36 MPN	-	-
	5/32" x 1/4"	.47	1.81	.39	.27	.70			M 10x1	20KB KS46 MPX	20KB KS46 MPN	-	-
Panel Mount, Hose Barb	1/8"	.47	2.00	.39	.51	.66	.43	.11	M 7x0,5	20KB TS03 MPX	20KB TS03 MPN	-	-
	5/32"	.47	2.00	.39	.51	.66	.43	.11	M 7x0,5	20KB TS04 MPX	20KB TS04 MPN	-	-
	3/16"	.47	2.00	.39	.51	.66	.47	.11	M 10x1	20KB TS05 MPX	20KB TS05 MPN	-	-

TUBING

FITTINGS

BALL VALVES

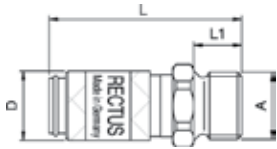
FILTER, REGULATOR & LUBRICATOR

HOSE

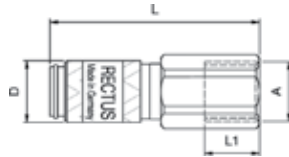
COUPLERS

BLOW GUN/ACCESS.

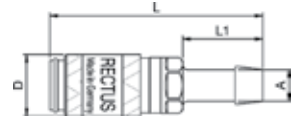
TECHNICAL



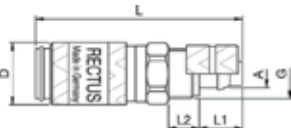
Male Thread Coupler



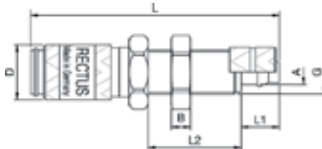
Female Thread Coupler



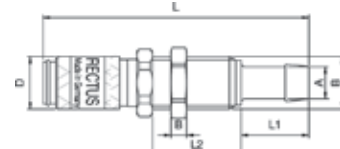
Hose Barb Coupler



Plastic Hose Connect. Coupler



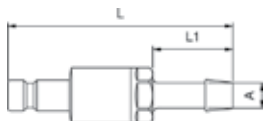
Panel Mount Plastic Hose Connect. Coupler



Panel Mount Hose Barb Coupler

Series 20 SB Valved Plugs

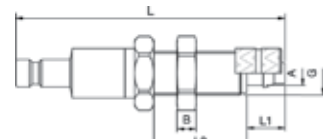
Plug Type	Connection (A)	Hex (SW)	Length (L)	Depth (D)	L1	L2	Hex1 (SW1)	B	G	Standard Design P/N	Nickel Plated P/N	AISI 303 P/N	AISI 316 L P/N
Hose Barb	1/8"	.31	1.41		.51					20SB TF03 MPX	20SB TF03 MPN	20SB TF03 RVX	-
	5/32"	.31	1.41		.51					20SB TF04 MPX	20SB TF04 MPN	20SB TF04 RVX	20SB TF04 EVX
	3/16"	.31	1.41		.51					20SB TF05 MPX	20SB TF05 MPN	20SB TF05 RVX	-
Plastic Hose Connection	1/8" x 1/4"	.35	1.10		.27	.19			M 7 x 0.5	20SB K036 MPX	20SB K036 MPN	20SB K036 RVX	20SB K036 EVX
	5/32" x 1/4"	.35	1.10		.27	.19			M 8 x 0.5	20SB K046 MPX	20SB K046 MPN	20SB K046 RVX	20SB K046 EVX
Panel Mount Plastic Hose Connection	1/8" x 1/4"	.47	1.83		.27	.66	.43	.11	M 7 x 0.5	20SB KS36 MPX	20SB KS36 MPN	20SB KS36 RVX	20SB KS36 EVX
	5/32" x 1/4"	.47	1.83		.27	.66	.47	.13	M 8 x 0.5	20SB KS46 MPX	20SB KS46 MPN	20SB KS46 RVX	20SB KS46 EVX
Panel Mount, Hose Barb	1/8"	.47	2.06		.51	.66	.43	.11	M 7 x 0.5	20SB TS03 MPX	20SB TS03 MPN	-	-
	5/32"	.47	2.06		.51	.66	.43	.11	M 7 x 0.5	20SB TS04 MPX	20SB TS04 MPN	-	-
	3/16"	.47	2.06		.51	.66	.47	.11	M 10 x 1	20SB TS04 MPX	20SB TS04 MPN	-	-
Male Thread	10/32 UNF	.35	1.10		.19					20SB AF05 MPX	20SB AF05 MPN	20SB AF05 RVX	20SB AF05 EVX
	1/8" NPT	.43	1.25		.35					20SB AN10 MPX	20SB AN10 MPN	20SB AN10 RVX	20SB AN10 EVX
Female Thread	10/32 UNF	.35	1.04		.19					20SB IF05 MPX	20SB IF05 MPN	20SB IF05 RVX	20SB IF05 EVX
	1/8" NPT	.47	1.41		.35					20SB IN10 MPX	20SB IN10 MPN	20SB IN10 RVX	20SB IN10 EVX



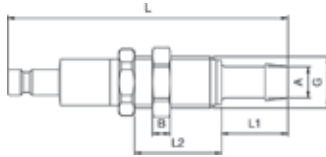
Hose Barb Plug



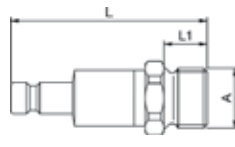
Plastic Hose Connection Plug



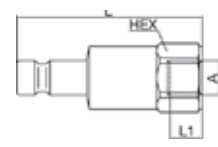
Panel Mount Plastic Hose Connect. Plug



Panel Mount Hose Barb Plug



Male Thread Plug

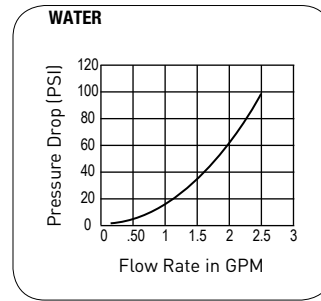
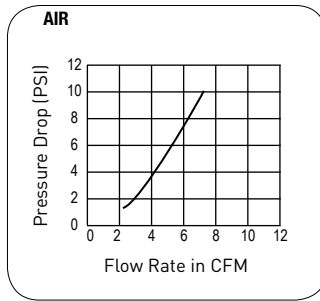


Female Thread Plug

SERIES 91 KA - Automatic Single Shut-Off - NOMINAL PLUG BORE .10"



The 91 Series is a variation of the 20 Series Couplers. The valve has been shortened in respect that the plug seals before the Coupler valve opens. In spite of the short valve, the well-proven, single hand operation is retained as the ball-lock is replaced by a pin-lock. This extends the external diameter of the sleeve from 10 to 13 mm.



INTERCHANGE
RECTUS 20 WALTHER 06-003

Working Temperature depending on medium

- 4°F up to +210°F (NBR)
- 40°F up to +250/300°F (EPDM)
- +5°F up to +400°F (FKM)

At a temperature below -4°F and above +300°F special seals are available.

Working Pressure

500 psi, maximum static working pressure with 4:1 design factor.

Note

Metric male & female threads and BSP male & female threads are available upon request.

COUPLER	MATERIAL	
	STANDARD	NICKEL PLATED
Back Body	Brass	Brass, Nickel Plated
Valve Body	Brass	Brass, Nickel Plated
Sleeve	Brass	Brass, Nickel Plated
Valve	Brass	Brass
Spring & Locking Ring	AISI 301	AISI 301
Locking Pins	AISI 420	AISI 420
Seals	NBR	NBR
PLUG	Brass (20 Series)	Brass, Nickel Plated (20 Series)

TUBING

FITTINGS

BALL VALVES

FILTER, REGULATOR & LUBRICATOR

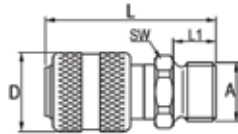
HOSE

COUPLERS

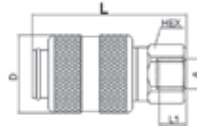
BLOW GUN/ACCESS.

TECHNICAL

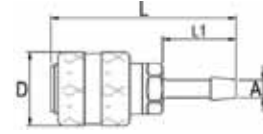
Series 91 KA Couplers												
Coupler Type	Connection (A)	Hex (SW)	Length (L)	Depth (D)	L1	L2	Hex1 (SW1)	B	G	Standard Design P/N	Nickel Plated P/N	AISI 303 P/N
Male Thread	10/32 UNF	.35	1.02	.39	.19					91KA AF05 MPX	91KA AF05 MPN	91KA AF05 RVX
	1/8" NPT	.43	1.02	.39	.35					91KA AN10 MPX	91KA AN10 MPN	91KA AN10 RVX
Female Thread	10/32 UNF	.35	1.02	.39	.19					91KA IF05 MPX	91KA IF05 MPN	91KA IF05 RVX
	1/8" NPSF	.47	1.33	.39	.35					91KA IN10 MPX	91KA IN10 MPN	91KA IN10 RVX
Hose Barb	1/8"		1.37	.39	.51					91KA TF03 MPX	91KA TF03 MPN	91KA TF03 RVX
	5/32"		1.37	.39	.51					91KA TF04 MPX	91KA TF04 MPN	91KA TF04 RVX



Male Thread Coupler



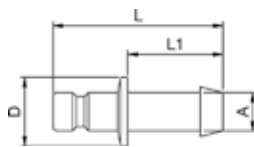
Female Thread Coupler



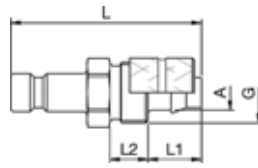
Hose Barb Coupler

Series 20 (91) Plug

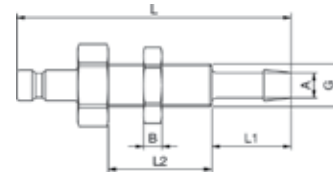
Plug Type	Connection (A)	Hex (SW)	Length (L)	Depth (D)	L1	L2	Hex1 (SW1)	B	G	Standard Design P/N	Nickel Plated P/N	AISI 303 P/N	AISI 316 L P/N
Hose Barb	5/32"		.94	.27	.51					20SF TF04 MXX	20SF TF04 MXN	20SF TF04 RXX	20SF TF04 EXX
	3/16"		.86	.35	.51					20SF TF05 MXX	20SF TF05 MXN	20SF TF05 RXX	20SF TF05 EXX
Plastic Hose Connection	1/8" x 1/4"	.47	1.10		.27	.27		M 10x1		20SF K036 MXX	20SF K036 MXN	20SF K036 RXX	20SF K036 EXX
	5/32" x 1/4"	.47	1.10		.27	.27		M 10x1		20SF K046 MXX	20SF K046 MXN	20SF K046 RXX	20SF K046 EXX
Panel Mount, Hose Barb	1/8"	.47	1.77		.51	.66	.43	.11	M 7x0,5	20SF TS03 MXX	20SF TS03 MXN	20SF TS03 RXX	20SF TS03 EXX
	5/32"	.47	1.77		.51	.66	.43	.11	M 7x0,5	20SF TS04 MXX	20SF TS04 MXN	20SF TS04 RXX	20SF TS04 EXX
Male Thread	10/32 UNF	.27	.70		.19					20SF AF05 MXX	20SF AF05 MXN	20SF AF05 RXX	20SF AF05 EXX
	1/8" NPT	.43	.86		.35					20SF AN10 MXX	20SF AN10 MXN	20SF AN10 RXX	20SF AN10 EXX
Female Thread	10/32 UNF	.27	.64		.19					20SF IF05 MXX	20SF IF05 MXN	20SF IF05 RXX	20SF IF05 EXX
	1/8" NPSF	.47	.96		.35					20SF IN10 MXX	20SF IN10 MXN	20SF IN10 RXX	20SF IN10 EXX



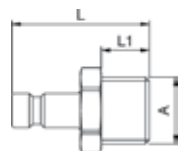
Hose Barb Plug



Plastic Hose Connection Plug



Panel Mount Hose Barb Plug



Male Thread Plug



Female Thread Plug

Miniature Couplers

MINIATURE COUPLERS



Series 21 KA & KF
F-65



Series 21 KB
F-68

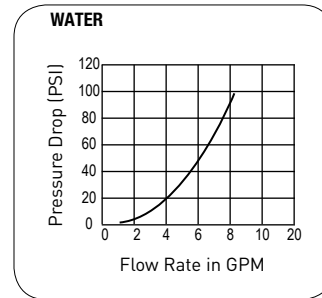
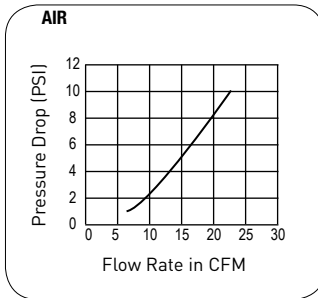


Series 90 KA
F-71

SERIES 21 KA & 21 KF - Automatic Single Shut-Off & Automatic Straight-Thru - NOMINAL PLUG BORE .20"



The largest version of the 20 Series. This single hand operated, quick connect coupling is ideal wherever space plays a major role. Can be supplied as Straight-Thru (no valve), single shut-off or double shut-off. This series is available in thermoplastic and RectuKey versions.



INTERCHANGE

RECTUS 90 CAMOZZI
EWO KANI

Working Temperature depending on medium

- 4°F up to +210°F (NBR)
- 40°F up to +250/300°F (EPDM)
- +5°F up to +400°F (FKM)
- +32°F up to +600°F (FFKM)

At a temperature below -4°F and above +300°F special seals are available.

Working Pressure

500 psi maximum static working pressure with 4:1 design factor.

Note

Metric male (DIN 2353) & female threads and BSP male & female threads are available upon request.

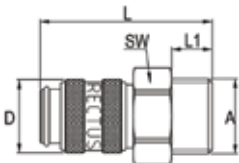
COUPLER	MATERIAL			
	STANDARD	NICKEL PLATED	AISI 301	AISI 316 L
Back Body	Brass	Brass, Nickel Plated	AISI 303	AISI 316 L
Valve Body	Brass	Brass, Nickel Plated	AISI 303	AISI 316 L
Sleeve	Brass	Brass, Nickel Plated	AISI 303	AISI 316 L
Valve	Brass	Brass	AISI 303	AISI 316 L
Spring & Locking Ring	AISI 301	AISI 301	AISI 301	AISI 316 Ti
Locking Balls	AISI 420	AISI 420	AISI 420	AISI 420
Seals	NBR	NBR	FKM	FKM
PLUG	Brass	Brass, Nickel Plated	AISI 303	AISI 316 L

TUBING
FITTINGS
BALL VALVES
FILTER, REGULATOR & LUBRICATOR
HOSE
COUPLERS
BLOW GUN/ACCESS.
TECHNICAL

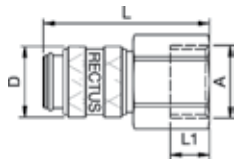
SERIES 21 KA Couplers													
Coupler Type	Connection (A)	Hex (SW)	Length (L)	Depth (D)	L1	L2	Hex1 (SW1)	B	G	Standard Design P/N	Nickel Plated P/N	AISI 303 P/N	AISI 316 L P/N
Male Thread	1/8" NPT	.55	1.49	.63	.35					21KA AN10 MPX	21KA AN10 MPN	21KA AN10 RVX	21KA AN10 EVX
	1/4" NPT	.55	1.61	.63	.47					21KA AN13 MPX	21KA AN13 MPN	21KA AN13 RVX	21KA AN13 EVX
	3/8" NPT	.66	1.61	.63	.47					21KA AN17 MPX	21KA AN17 MPN	21KA AN17 RVX	21KA AN17 EVX
Female Thread	1/8" NPSF	.55	1.55	.63	.47					21KA IN10 MPX	21KA IN10 MPN	21KA IN10 RVX	21KA IN10 EVX
	1/4" NPSF	.66	1.77	.63	.51					21KA IN13 MPX	21KA IN13 MPN	21KA IN13 RVX	21KA IN13 EVX
	3/8" NPSF	.74	1.88	.63	.55					21KA IN17 MPX	21KA IN17 MPN	21KA IN17 RVX	21KA IN17 EVX
Hose Barb	5/32"	.55	1.81	.63	.66					21KA TF04 MPX	21KA TF04 MPN	21KA TF04 RVX	21KA TF04 EVX
	3/16"	.55	1.81	.63	.66					21KA TF05 MPX	21KA TF05 MPN	21KA TF05 RVX	21KA TF05 EVX
	1/4"	.55	1.81	.63	.66					21KA TF06 MPX	21KA TF06 MPN	21KA TF06 RVX	21KA TF06 EVX
	5/16"	.55	1.81	.63	.66					21KA TF08 MPX	21KA TF08 MPN	21KA TF08 RVX	21KA TF08 EVX
	3/8"	.55	1.81	.63	.66					21KA TF10 MPX	21KA TF10 MPN	21KA TF10 RVX	21KA TF10 EVX
Push-Lock Hose Barb	1/4" P.L.	.55	1.96	.63	.78					21KA TP06 MPX	21KA TP06 MPN	21KA TP06 RVX	21KA TP06 EVX
Plastic Hose Connection	5/32" x 1/4"	.55	1.69	.63	.27	.27				21KA KO46 MPX	21KA KO46 MPN	21KA KO46 RVX	21KA KO46 EVX
	1/4" x 5/16"	.55	1.65	.63	.27	.23				21KA KO08 MPX	21KA KO08 MPN	21KA KO08 RVX	21KA KO08 EVX
Panel Mount, Plastic Hose Conn.	5/32" x 1/4"	.55	2.12	.63	.27	.70	.55	.15	M 10x1	21KA KS46 MPX	21KA KS46 MPN	21KA KS46 RVX	21KA KS46 EVX
	1/4" x 5/16"	.66	2.12	.63	.27	.70	.66	.15	M 12x1	21KA KS08 MPX	21KA KS08 MPN	21KA KS08 RVX	21KA KS08 EVX
Front Panel Install. Plastic Hose Conn.	5/32" x 1/4"	.86	1.65	.94	.27	.62	.94	.19	M 20x1	21KA KE46 MPX	21KA KE46 MPN	21KA KE46 RVX	21KA KE46 EVX
	1/4" x 5/16"	.86	1.65	.94	.27	.62	.94	.19	M 20x1	21KA KE08 MPX	21KA KE08 MPN	21KA KE08 RVX	21KA KE08 EVX
Front Panel Install. Hose Barb Panel Mount	5/32"	.86	1.81	.94	.66	.62	.94	.19	M 20x1	21KA TE04 MPX	21KA TE04 MPN	21KA TE04 RVX	21KA TE04 EVX
	1/4"	.86	1.81	.94	.66	.62	.94	.19	M 20x1	21KA TE06 MPX	21KA TE06 MPN	21KA TE06 RVX	21KA TE06 EVX
	5/16"	.86	1.81	.94	.66	.62	.94	.19	M 20x1	21KA TE08 MPX	21KA TE08 MPN	21KA TE08 RVX	21KA TE08 EVX
	3/8"	.86	1.81	.94	.66	.62	.94	.19	M 20x1	21KA TE10 MPX	21KA TE10 MPN	21KA TE10 RVX	21KA TE10 EVX
Panel Mount Hose Barb	5/32"	.55	2.36	.63	.66	.55	.55	.15	M 10x1	21KA TS04 MPX	21KA TS04 MPN	21KA TS04 RVX	21KA TS04 EVX
	3/16"	.66	2.36	.63	.66	.55	.66	.15	M 12x1	21KA TS05 MPX	21KA TS05 MPN	21KA TS05 RVX	21KA TS05 EVX
	1/4"	.66	2.36	.63	.66	.55	.66	.15	M 12x1	21KA TS06 MPX	21KA TS06 MPN	21KA TS06 RVX	21KA TS06 EVX
	5/16"	.66	2.36	.63	.66	.55	.66	.15	M 12x1	21KA TS08 MPX	21KA TS08 MPN	21KA TS08 RVX	21KA TS08 EVX
Plastic Hose Conn. w/ Spring Guard	5/32" x 1/4"	.55	4.92	.63	.27	.27				21KA KK46 MPX	21KA KK46 MPN	21KA KK46 RVX	21KA KK46 EVX
	1/4" x 5/16"	.55	5.11	.63	.27	.23				21KA KK08 MPX	21KA KK08 MPN	21KA KK08 RVX	21KA KK08 EVX

This series is also available without a valve in a Straight-Through design.

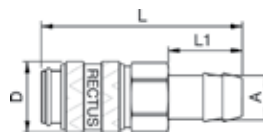
For Straight-Through Couplers, please change the part number from 21KA to 21KF when ordering.



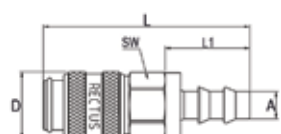
Male Thread Coupler



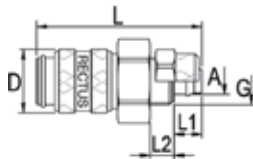
Female Thread Coupler



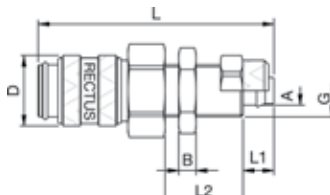
Hose Barb Coupler



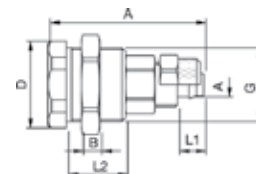
Push-Lock Hose Barb Coupler



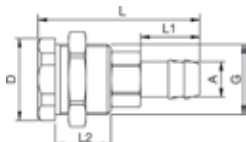
Plastic Hose Connection



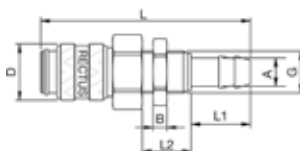
Panel Mount Plastic Hose Connect. Coupler



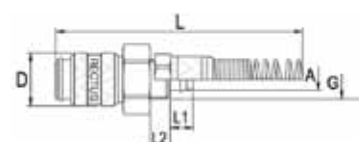
Front Panel Install. Plastic Hose Connection Coupler



Front Panel Install. Hose Barb Panel Mount

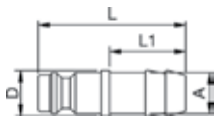


Panel Mount Hose Barb Coupler

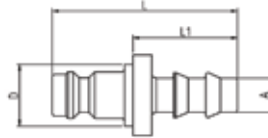


Plastic Hose Connect. with Spring Guard Coupler

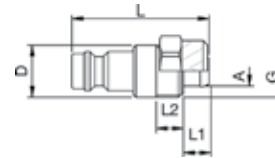
SERIES 21 SF PLUGS													
Plug Type	Connection (A)	Hex (SW)	Length (L)	Depth (D)	L1	L2	Hex1 (SW1)	B	G	Standard Design P/N	Nickel Plated P/N	AISI 303 P/N	AISI 316 L P/N
Hose Barb	5/32"		1.26	.35	.66					21SF TF04 MXX	21SF TF04 MXN	21SF TF04 RXX	21SF TF04 EXX
	3/16"		1.26	.35	.66					21SF TF05 MXX	21SF TF05 MXN	21SF TF05 RXX	21SF TF05 EXX
	1/4"		1.26	.35	.66					21SF TF06 MXX	21SF TF06 MXN	21SF TF06 RXX	21SF TF06 EXX
	5/16"		1.26	.35	.66					21SF TF08 MXX	21SF TF08 MXN	21SF TF08 RXX	21SF TF08 EXX
	3/8"		1.29	.47	.66					21SF TF10 MXX	21SF TF10 MXN	21SF TF10 RXX	21SF TF10 EXX
Push-Lock Hose Barb	1/4" P.L.		.36	.16	.20					21SF TP06 MXX	21SF TP06 MXN	21SF TP06 RXX	21SF TP06 EXX
Plastic Hose Connection	5/32" x 1/4"		1.26	.39	.23				M 10x1	21SF K046 MXX	21SF K046 MXN	21SF K046 RXX	21SF K046 EXX
	1/4" x 5/16"		1.26	.47	.23				M 12x1	21SF K008 MXX	21SF K008 MXN	21SF K008 RXX	21SF K008 EXX
Panel Mount Plastic Hose Connection	5/32" x 1/4"	.55	1.73		.55	.71	.55	.16	M 10x1	21SF KS46 MXX	21SF KS46 MXN	21SF KS46 RXX	21SF KS46 EXX
	1/4" x 5/16"	.55	1.73		.27	.70	.66	.15	M 12x1	21SF KS08 MXX	21SF KS08 MXN	21SF KS08 RXX	21SF KS08 EXX
Panel Mount, Hose Barb	5/32"	.55	1.96		.66	.55	.55	.15	M 10x1	21SF TS04 MXX	21SF TS04 MXN	21SF TS04 RXX	21SF TS04 EXX
	3/16"		1.96		.66	.55	.66	.15	M 12x1	21SF TS05 MXX	21SF TS05 MXN	21SF TS05 RXX	21SF TS05 EXX
	1/4"	.55	1.96		.66	.55	.66	.15	M 12x1	21SF TS06 MXX	21SF TS06 MXN	21SF TS06 RXX	21SF TS06 EXX
	5/16"	.55	1.96		.66	.55	.66	.15	M 12x1	21SF TS08 MXX	21SF TS08 MXN	21SF TS08 RXX	21SF TS08 EXX
	3/8"	.55	1.96		.66	.55	.74	.15	M 14x1	21SF TS10 MXX	21SF TS10 MXN	21SF TS10 RXX	21SF TS10 EXX
Plastic Hose Connect. w/ Spring Guard	5/32" x 1/4"		4.52	.39	.23	.23			M 10x1	21SF KK46 MXX	21SF KK46 MXN	21SF KK46 RXX	21SF KK46 EXX
Male Thread	1/8" NPT	.43	1.06	.35	.47					21SF AN10 MXX	21SF AN10 MXN	21SF AN10 RXX	21SF AN10 EXX
	1/4" NPT	.55	1.20		.47					21SF AN13 MXX	21SF AN13 MXN	21SF AN13 RXX	21SF AN13 EXX
	3/8" NPT	.66	1.22		.47					21SF AN17 MXX	21SF AN17 MXN	21SF AN17 RXX	21SF AN17 EXX
Female Thread	1/8" NPSF	.55	1.14		.35					21SF IN10 MXX	21SF IN10 MXN	21SF IN10 RXX	21SF IN10 EXX
	1/4" NPSF	.66	1.33		.51					21SF IN13 MXX	21SF IN13 MXN	21SF IN13 RXX	21SF IN13 EXX



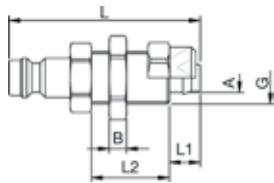
Hose Barb Plug



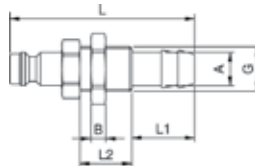
Push Lock Hose Barb Plug



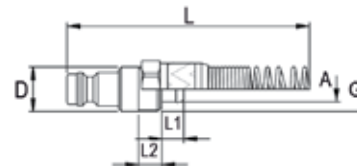
Plastic Hose Connection Plug



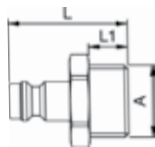
Panel Mount Plastic Hose Connect. Plug



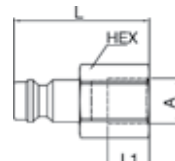
Panel Mount Hose Barb Plug



Plastic Hose Connect. with Spring Guard Plug

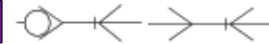


Male Thread Plug

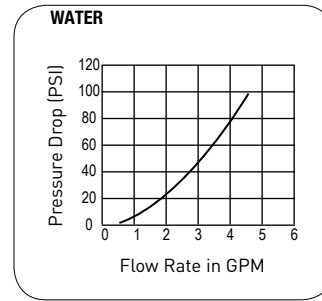
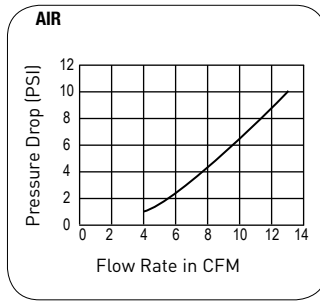


Female Thread Plug

SERIES 21 KB - Automatic Double Shut-Off - NOMINAL PLUG BORE .20"



Both the couplings and plugs are fitted with a valve. While both valves are opened, full flow is guaranteed as soon as the two are connected. The valves close when disconnected.



INTERCHANGE

CAMOZZI KANI
EWO

Working Temperature depending on medium

- 4°F up to +210°F (NBR)
- 40°F up to +250/300°F (EPDM)
- +5°F up to +400°F (FKM)
- +32°F up to +600°F (FFKM)

At a temperature below -4°F and above +300°F special seals are available.

Working Pressure

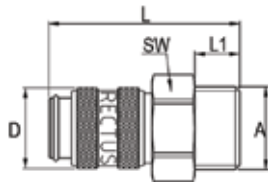
500 psi maximum static working pressure with 4:1 design factor.

Note

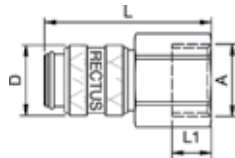
Metric male (DIN 2353) & female threads and BSP male & female threads are available upon request.

MATERIAL				
COUPLER	STANDARD	NICKEL PLATED	AISI 301	AISI 316 L
Back Body	Brass	Brass, Nickel Plated	AISI 303	AISI 316 L
Valve Body	Brass	Brass, Nickel Plated	AISI 303	AISI 316 L
Sleeve	Brass	Brass, Nickel Plated	AISI 303	AISI 316 L
Valve	Brass	Brass	AISI 303	AISI 316 L
Spring & Locking Ring	AISI 301	AISI 301	AISI 301	AISI 316 Ti
Locking Balls	AISI 420	AISI 420	AISI 420	AISI 420
Seals	NBR	NBR	FKM	FKM
PLUG				
Plug Profile	Brass	Brass, Nickel Plated	AISI 303	AISI 316 L
Back Body	Brass	Brass, Nickel Plated	AISI 303	AISI 316 L
Valve	Brass	Brass, Nickel Plated	AISI 303	AISI 316 L
Spring	AISI 301	AISI 301	AISI 301	AISI 316 L
Seal	NBR	NBR	FKM	FKM

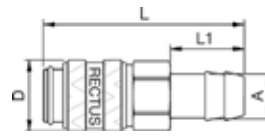
SERIES 21 KB Couplers													
Coupler Type	Connection (A)	Hex (SW)	Length (L)	Depth (D)	L1	L2	Hex1 (SW1)	B	G	Standard Design P/N	Nickel Plated P/N	AISI 303 P/N	AISI 316 L P/N
Male Thread	1/8" NPT	.55	1.49	.63	.35					21KB AN10 MPX	21KB AN10 MPN	21KB AN10 RVX	21KB AN10 EVX
	1/4" NPT	.55	1.61	.63	.47					21KB AN13 MPX	21KB AN13 MPN	21KB AN13 RVX	21KB AN13 EVX
	3/8" NPT	.66	1.61	.63	.47					21KB AN17 MPX	21KB AN17 MPN	21KB AN17 RVX	21KB AN17 EVX
Female Thread	1/8" NPSF	.55	1.55	.63	.47					21KB IN10 MPX	21KB IN10 MPN	21KB IN10 RVX	21KB IN10 EVX
	1/4" NPSF	.66	1.77	.63	.51					21KB IN13 MPX	21KB IN13 MPN	21KB IN13 RVX	21KB IN13 EVX
	3/8" NPSF	.74	1.88	.63	.55					21KB IN17 MPX	21KB IN17 MPN	21KB IN17 RVX	21KB IN17 EVX
Hose Barb	5/32"	.55	1.81	.63	.66					21KB TF04 MPX	21KB TF04 MPN	21KB TF04 RVX	21KB TF04 EVX
	3/16"	.55	1.81	.63	.66					21KB TF05 MPX	21KB TF05 MPN	21KB TF05 RVX	21KB TF05 EVX
	1/4"	.55	1.81	.63	.66					21KB TF06 MPX	21KB TF06 MPN	21KB TF06 RVX	21KB TF06 EVX
	5/16"	.55	1.81	.63	.66					21KB TF08 MPX	21KB TF08 MPN	21KB TF08 RVX	21KB TF08 EVX
	3/8"	.55	1.81	.63	.66					21KB TF10 MPX	21KB TF10 MPN	21KB TF10 RVX	21KB TF10 EVX
Push-Lock Hose Barb	1/4" P.L.	.55	1.96	.63	.78					21KB TP06 MPX	21KB TP06 MPN	21KB TP06 RVX	21KB TP06 EVX
Plastic Hose Connection	5/32" x 1/4"	.55	1.69	.63	.27	.27				21KB KO46 MPX	21KB KO46 MPN	21KB KO46 RVX	21KB KO46 EVX
	1/4" x 5/16"	.55	1.65	.63	.27	.23				21KB KO08 MPX	21KB KO08 MPN	21KB KO08 RVX	21KB KO08 EVX
Panel Mount, Plastic Hose Conn.	5/32" x 1/4"	.55	2.12	.63	.27	.70	.55	.15	M 10x1	21KB KS46 MPX	21KB KS46 MPN	21KB KS46 RVX	21KB KS46 EVX
	1/4" x 5/16"	.66	2.12	.63	.27	.70	.66	.15	M 12x1	21KB KS08 MPX	21KB KS08 MPN	21KB KS08 RVX	21KB KS08 EVX
Front Panel Install. Plastic Hose Conn.	5/32" x 1/4"	.86	1.65	.94	.27	.62	.94	.19	M 20x1	21KB KE46 MPX	21KB KE46 MPN	21KB KE46 RVX	21KB KE46 EVX
	1/4" x 5/16"	.86	1.65	.94	.27	.62	.94	.19	M 20x1	21KB KE08 MPX	21KB KE08 MPN	21KB KE08 RVX	21KB KE08 EVX
Front Panel Install. Hose Barb Panel Mount	5/32"	.86	1.81	.94	.66	.62	.94	.19	M 20x1	21KB TE04 MPX	21KB TE04 MPN	21KB TE04 RVX	21KB TE04 EVX
	1/4"	.86	1.81	.94	.66	.62	.94	.19	M 20x1	21KB TE06 MPX	21KB TE06 MPN	21KB TE06 RVX	21KB TE06 EVX
	5/16"	.86	1.81	.94	.66	.62	.94	.19	M 20x1	21KB TE08 MPX	21KB TE08 MPN	21KB TE08 RVX	21KB TE08 EVX
	3/8"	.86	1.81	.94	.66	.62	.94	.19	M 20x1	21KB TE10 MPX	21KB TE10 MPN	21KB TE10 RVX	21KB TE10 EVX
Panel Mount Hose Barb	5/32"	.55	2.36	.63	.66	.55	.55	.15	M 10x1	21KB TS04 MPX	21KB TS04 MPN	21KB TS04 RVX	21KB TS04 EVX
	3/16"	.66	2.36	.63	.66	.55	.66	.15	M 12x1	21KB TS05 MPX	21KB TS05 MPN	21KB TS05 RVX	21KB TS05 EVX
	1/4"	.66	2.36	.63	.66	.55	.66	.15	M 12x1	21KB TS06 MPX	21KB TS06 MPN	21KB TS06 RVX	21KB TS06 EVX
	5/16"	.66	2.36	.63	.66	.55	.66	.15	M 12x1	21KB TS08 MPX	21KB TS08 MPN	21KB TS08 RVX	21KB TS08 EVX
Plastic Hose Conn. w/ Spring Guard	5/32" x 1/4"	.55	4.92	.63	.27	.27				21KB KK46 MPX	21KB KK46 MPN	21KB KK46 RVX	21KB KK46 EVX
	1/4" x 5/16"	.55	5.11	.63	.27	.23				21KB KK08 MPX	21KB KK08 MPN	21KB KK08 RVX	21KB KK08 EVX



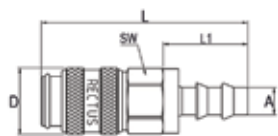
Male Thread Coupler



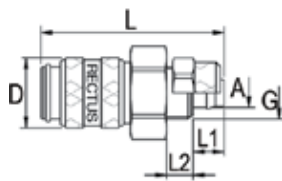
Female Thread Coupler



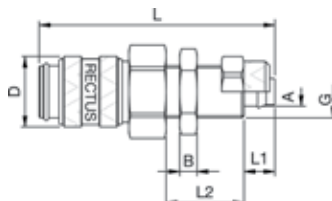
Hose Barb Coupler



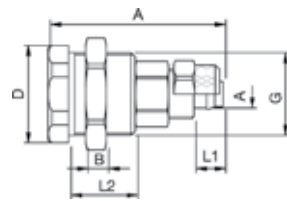
Push-Lock Hose Barb Coupler



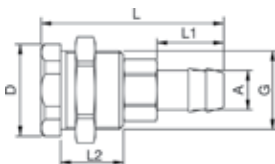
Plastic Hose Connection



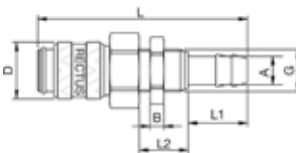
Panel Mount Plastic Hose Connect. Coupler



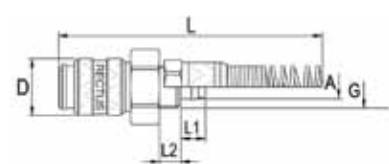
Front Panel Install. Plastic Hose Connection Coupler



Front Panel Install. Hose Barb Panel Mount



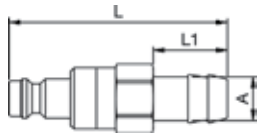
Panel Mount Hose Barb Coupler



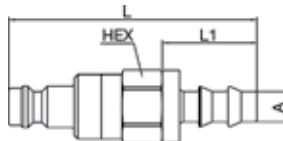
Plastic Hose Connect. with Spring Guard Coupler

TUBING
FITTINGS
BALL VALVES
FILTER, REGULATOR & LUBRICATOR
HOSE
COUPLERS
BLOW GUN/ACCESS.
TECHNICAL

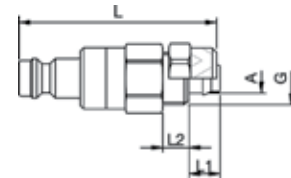
SERIES 21 SB PLUGS													
Plug Type	Connection (A)	Hex (SW)	Length (L)	Depth (D)	L1	L2	Hex1 (SW1)	B	G	Standard Design P/N	Nickel Plated P/N	AISI 303 P/N	AISI 316 L P/N
Hose Barb	5/32"	.55	1.96		.66					21SB TF04 MPX	21SB TF04 MPN	21SB TF04 RVX	21SB TF04 EVX
	3/16"	.55	1.96		.66					21SB TF05 MPX	21SB TF05 MPN	21SB TF05 RVX	21SB TF05 EVX
	1/4"	.55	1.96		.66					21SB TF06 MPX	21SB TF06 MPN	21SB TF06 RVX	21SB TF06 EVX
	5/16"	.55	1.96		.66					21SB TF08 MPX	21SB TF08 MPN	21SB TF08 RVX	21SB TF08 EVX
	3/8"	.55	1.96		.66					21SB TF10 MPX	21SB TF10 MPN	21SB TF10 RVX	21SB TF10 EVX
Push-Lock Hose Barb	1/4" P.L.	.55	2.12		.78					21SB TP06 MPX	21SB TP06 MPN	21SB TP06 RVX	21SB TP06 EVX
Plastic Hose Connection	5/32" x 1/4"		1.81		.27	.23			M 10x1	21SB K046 MPX	21SB K046 MPN	21SB K046 RVX	21SB K046 EVX
	1/4" x 5/16"		1.81		.27	.23			M 12x1	21SB K008 MPX	21SB K008 MPN	21SB K008 RVX	21SB K008 EVX
Panel Mount Plastic Hose Connection	5/32" x 1/4"	.55	2.28		.27	.70	.47	.11	M 10x1	21SB KS46 MPX	21SB KS46 MPN	21SB KS46 RVX	21SB KS46 EVX
	1/4" x 5/16"	.55	2.28		.27	.70	.66	.15	M 12x1	21SB KS08 MPX	21SB KS08 MPN	21SB KS08 RVX	21SB KS08 EVX
Panel Mount, Hose Barb	5/32"	.55	2.51		.55	.55	.55	.15	M 10x1	21SB TS04 MPX	21SB TS04 MPN	21SB TS04 RVX	21SB TS04 EVX
	3/16"	.22	2.51		.55	.55	.55	.15	M 12x1	21SB TS05 MPX	21SB TS05 MPN	21SB TS05 RVX	21SB TS05 EVX
	1/4"	.55	2.51		.55	.55	.66	.15	M 12x1	21SB TS06 MPX	21SB TS06 MPN	21SB TS06 RVX	21SB TS06 EVX
	5/16"	.55	2.51		.55	.55	.66	.15	M 12x1	21SB TS08 MPX	21SB TS08 MPN	21SB TS08 RVX	21SB TS08 EVX
	3/8"	.55	2.51		.66	.55	.74	.15	M 14x1	21SB TS10 MPX	21SB TS10 MPN	21SB TS10 RVX	21SB TS10 EVX
Plastic Hose Connect. w/ Spring Guard	5/32" x 1/4"	.55	5.11		.27	.23			M 10x1	21SB KK46 MPX	21SB KK46 MPN	21SB KK46 RVX	21SB KK46 EVX
	1/4" x 5/16"	.55	5.31		.27	.23			M 12x1	21SB KK08 MPX	21SB KK08 MPN	21SB KK08 RVX	21SB KK08 EVX
Male Thread	1/8" NPT	.55	1.65		.35					21SB AN10 MPX	21SB AN10 MPN	21SB AN10 RVX	21SB AN10 EVX
	1/4" NPT	.55	1.77		.47					21SB AN13 MPX	21SB AN13 MPN	21SB AN13 RVX	21SB AN13 EVX
	3/8" NPT	.66	1.77		.47					21SB AN17 MPX	21SB AN17 MPN	21SB AN17 RVX	21SB AN17 EVX
Female Thread	1/8" NPSF	.55	1.71		.39					21SB IN10 MPX	21SB IN10 MPN	21SB IN10 RVX	21SB IN10 EVX
	1/4" NPSF	.66	1.96		.51					21SB IN13 MPX	21SB IN13 MPN	21SB IN13 RVX	21SB IN13 EVX
	1/4" NPSF	.74	2.04		.55					21SB IN17 MPX	21SB IN17 MPN	21SB IN17 RVX	21SB IN17 EVX



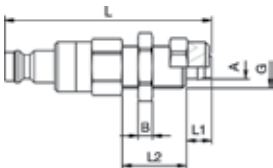
Hose Barb Plug



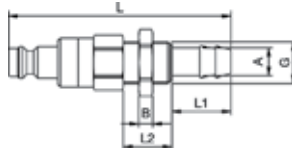
Push Lock Hose Barb Plug



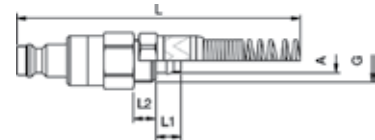
Plastic Hose Connection Plug



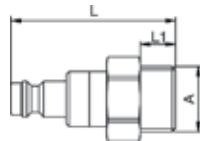
Panel Mount Plastic Hose Connect. Plug



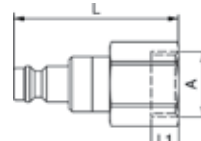
Panel Mount Hose Barb Plug



Plastic Hose Connect. with Spring Guard Plug



Male Thread Plug

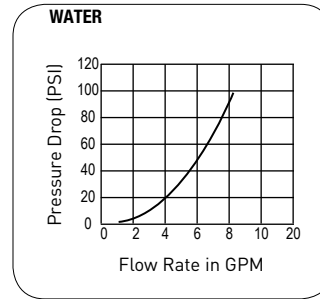
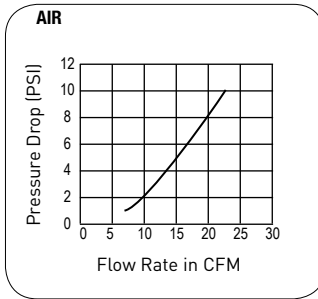


Female Thread Plug

SERIES 90 KA - Automatic Single Shut-Off - NOMINAL PLUG BORE .20"



The 90 Series is a variation of the 20 Series. The valve has been shortened so that the plug seals prior to opening the coupler's valve. In spite of the short valve, the well-proven, single hand operation is retained, as the ball-lock is replaced by a pin-lock. This extends the external diameter of the sleeve from 16mm to 20mm.



INTERCHANGE
 RECTUS 21 KANI
 EWO

Working Temperature depending on medium

- 4°F up to +210°F (NBR)
- 40°F up to +250/300°F (EPDM)
- +5°F up to +400°F (FKM)
- +32°F up to +600°F (FFKM)

At a temperature below -4°F and above +300°F special seals are available.

Working Pressure

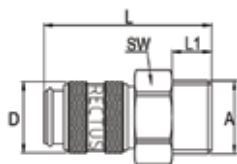
500 psi, maximum static working pressure with 4:1 design factor.

Note

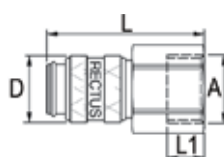
BSP male & female threads are available upon request.

MATERIAL		
COUPLER	STANDARD	NICKEL PLATED
Back Body	Brass	Brass, Nickel Plated
Valve Body	Brass	Brass, Nickel Plated
Sleeve	Brass	Brass, Nickel Plated
Valve	Brass	Brass
Spring & Locking Ring	AISI 301	AISI 301
Locking Pins	AISI 420	AISI 420
Seals	NBR	NBR
PLUG	Brass (21 Series)	Brass, Nickel Plated (21 Series)

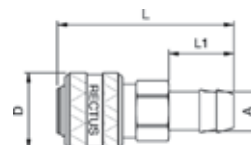
SERIES 90 KA Couplers											
Coupler Type	Connection (A)	Hex (SW)	Length (L)	Depth (D)	L1	L2	Hex1 (SW1)	B	G	Standard Design P/N	Nickel Plated P/N
Male Thread	1/8" NPT	.55	1.49	.78	.35					90KA AN10 MPX	90KA AN10 MPN
	1/4" NPT	.55	1.61	.78	.47					90KA AN13 MPX	90KA AN13 MPN
	3/8" NPT	.66	1.61	.78	.47					90KA AN17 MPX	90KA AN17 MPN
Female Thread	1/8" NPSF	.55	1.55	.78	.47					90KA IN10 MPX	90KA IN10 MPN
	1/4" NPSF	.66	1.77	.78	.51					90KA IN13 MPX	90KA IN13 MPN
	3/8" NPSF	.74	1.88	.78	.55					90KA IN17 MPX	90KA IN17 MPN
Hose Barb	5/32"	.55	1.81	.78	.66					90KA TF04 MPX	90KA TF04 MPN
	1/4"	.55	1.81	.78	.66					90KA TF06 MPX	90KA TF06 MPN
	5/16"	.55	1.81	.78	.66					90KA TF08 MPX	90KA TF08 MPN
	3/8"	.55	1.81	.78	.66					90KA TF10 MPX	90KA TF10 MPN



Male Thread Coupler



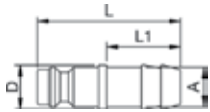
Female Thread Coupler



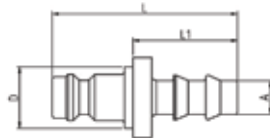
Hose Barb Coupler

MICRO, SUB-MINIATURE & MINIATURE COUPLERS

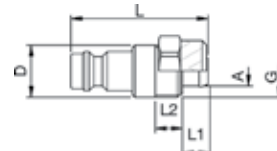
SERIES 21 (90) SF Plugs													
Plug Type	Connection (A)	Hex (SW)	Length (L)	Depth (D)	L1	L2	Hex1 (SW1)	B	G	Standard Design P/N	Nickel Plated P/N	AISI 303 P/N	AISI 316 L P/N
Hose Barb	5/32"		1.26	.35	.66					21SF TF04 MXX	21SF TF04 MXN	21SF TF04 RXX	21SF TF04 EXX
	3/16"		1.26	.35	.66					21SF TF05 MXX	21SF TF05 MXN	21SF TF05 RXX	21SF TF05 EXX
	1/4"		1.26	.35	.66					21SF TF06 MXX	21SF TF06 MXN	21SF TF06 RXX	21SF TF06 EXX
	5/16"		1.26	.35	.66					21SF TF08 MXX	21SF TF08 MXN	21SF TF08 RXX	21SF TF08 EXX
	3/8"		1.29	.47	.66					21SF TF10 MXX	21SF TF10 MXN	21SF TF10 RXX	21SF TF10 EXX
Plastic Hose Connection	5/32" x 1/4"		1.26	.39	.23	.23			M 10x1	21SF K046 MXX	21SF K046 MXN	21SF K046 RXX	21SF K046 EXX
	1/4" x 5/16"		1.26	.47	.23	.23			M 12x1	21SF K008 MXX	21SF K008 MXN	21SF K008 RXX	21SF K008 EXX
Panel Mount, Plastic Hose Conn.	5/32" x 1/4"	.55	1.73		.55	.71	.55	.16	M 10x1	21SF KS46 MXX	21SF KS46 MXN	21SF KS46 RXX	21SF KS46 EXX
	1/4" x 5/16"	.55	1.73		.27	.70	.66	.15	M 12x1	21SF KS08 MXX	21SF KS08 MXN	21SF KS08 RXX	21SF KS08 EXX
Panel Mount, Hose Barb	5/32"	.55	1.96		.66	.55	.55	.15	M 10x1	21SF TS04 MXX	21SF TS04 MXN	21SF TS04 RXX	21SF TS04 EXX
	3/16"	.55	1.96		.66	.55	.66	.15	M 12x1	21SF TS05 MXX	21SF TS05 MXN	21SF TS05 RXX	21SF TS05 EXX
	1/4"	.55	1.96		.66	.55	.66	.15	M 12x1	21SF TS06 MXX	21SF TS06 MXN	21SF TS06 RXX	21SF TS06 EXX
	5/16"	.55	1.96		.66	.55	.66	.15	M 12x1	21SF TS08 MXX	21SF TS08 MXN	21SF TS08 RXX	21SF TS08 EXX
	3/8"	.66	1.96		.66	.55	.74	.15	M 14x1	21SF TS10 MXX	21SF TS10 MXN	21SF TS10 RXX	21SF TS10 EXX
Plastic Hose Conn. w/ Spring Guard	5/32" x 1/4"		4.52	.39	.23	.23			M 10x1	21SF KK46 MXX	21SF KK46 MXN	21SF KK46 RXX	21SF KK46 EXX
	1/4" x 5/16"		4.72	.47	.23	.23			M 12x1	21SF KK08 MXX	21SF KK08 MXN	21SF KK08 RXX	21SF KK08 EXX
Male Thread	1/8" NPT	.43	1.06							21SF AN10 MXX	21SF AN10 MXN	21SF AN10 RXX	21SF AN10 EXX
	1/4" NPT	.55	1.20		.47					21SF AN13 MXX	21SF AN13 MXN	21SF AN13 RXX	21SF AN13 EXX
	3/8" NPT	.66	1.22		.47					21SF AN17 MXX	21SF AN17 MXN	21SF AN17 RXX	21SF AN17 EXX
Female Thread	1/8" NPSF	.55	1.14		.35					21SF IN10 MXX	21SF IN10 MXN	21SF IN10 RXX	21SF IN10 EXX
	1/4" NPSF	.66	1.33		.51					21SF IN13 MXX	21SF IN13 MXN	21SF IN13 RXX	21SF IN13 EXX



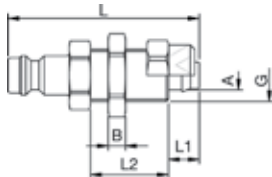
Hose Barb Plug



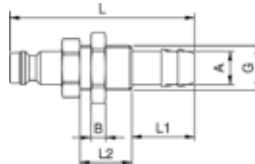
Push Lock Hose Barb Plug



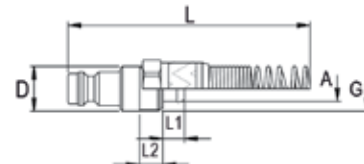
Plastic Hose Connection Plug



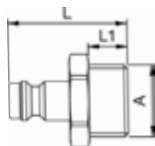
Panel Mount Plastic Hose Connect. Plug



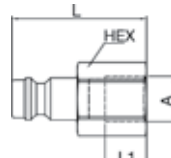
Panel Mount Hose Barb Plug



Plastic Hose Connect. with Spring Guard Plug



Male Thread Plug



Female Thread Plug

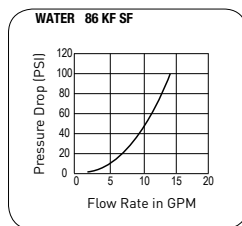
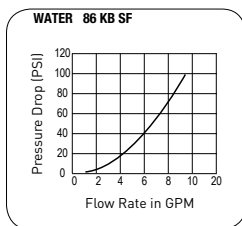
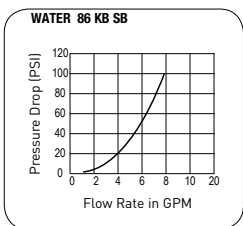
SERIES 86, 87 & 88 - Manual Moldtite

The 86, 87 & 88 Series couplers were especially developed for connecting coolant lines and injection molds. Countersunk plugs are easily connected and disconnected because of the extended sleeve. The angular connections prevent kinks from forming in the hose.

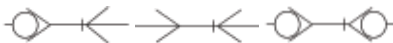
SERIES 86 - 1/4" Body - Manual Moldtite - NOMINAL PLUG BORE .24"



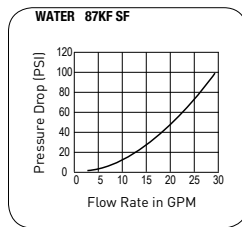
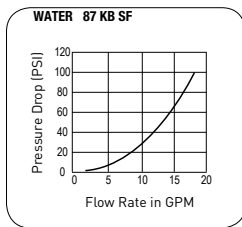
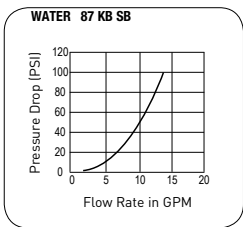
INTERCHANGE
 D-M-E FOSTER FJT
 PARKER MOLDMATE PC-200



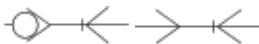
SERIES 87 - 3/8" Body - Manual Moldtite - NOMINAL PLUG BORE .35"



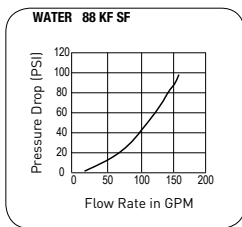
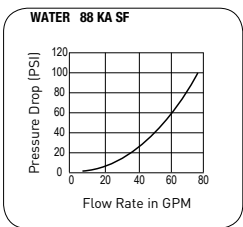
INTERCHANGE
 D-M-E FOSTER FJT
 JIFFY-TITE JIFFY-MATIC
 PARKER MOLDMATE PC-300



SERIES 88 - 1/2" Body - Manual Moldtite - NOMINAL PLUG BORE .51"



INTERCHANGE
 D-M-E FOSTER FJT
 JIFFY-TITE JIFFY-MATIC
 PARKER MOLDMATE PC-500



MATERIAL	
Coupler	STANDARD
Back Body	Brass
Valve Body	Brass
Sleeve	Brass (without Valve)
Sleeve	Brass, Nickel Plated (with Valve)
Valve	Brass
Spring & Locking Ring	AISI 301
Locking Balls	AISI 420
Seals Series 86 & 87	Silicone
Seals Series 88	FKM
PLUG	
Plug Profile	Brass
Adapter	Brass
Valve	Brass
Spring & Locking Ring	AISI 301
Seal	FKM

Working Temperature
+5°F up to +400°F (FKM)

At a temperature below -4°F and above +300°F special seals are available.

Working Pressure

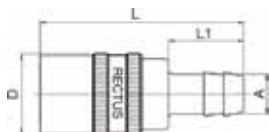
220 psi, maximum static working pressure with 4:1 design factor.

NOTE

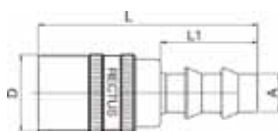
BSP male & female threads are also available.

SERIES 86 & 87 Couplers													
SERIES 86 - NOMINAL PLUG BORE .24"								SERIES 87 - NOMINAL PLUG BORE .35"					
Coupler Type	Connection (A)	Hex (SW)	Length (L)	Depth (D)	Length1 (L1)	Without Valve	With Valve	Hex (SW)	Length (L)	Depth (D)	Length1 (L1)	Without Valve	With Valve
Hose Barb	1/4"	.59	2.20	.70	.90	86KF TF06 MSX	86KB TF06 MSX	-	-	-	-	-	-
	5/16"	.59	2.20	.70	.90	86KF TF08 MSX	86KB TF08 MSX	-	-	-	-	-	-
	3/8"	.59	2.20	.70	.90	86KF TF10 MSX	86KB TF10 MSX	.74	2.79	.94	.98	87KF TF10 MSX	87KB TF10 MSX
	1/2"	-	-	-	-	-	-	.74	2.79	.70	.98	87KF TF13 MSX	87KB TF13 MSX
	3/4"	-	-	-	-	-	-	-	-	-	-	-	-
Push-Lock Hose Barb	1/4" P.L.	.59	2.10	.70	.80	86KF TP06 MSX	86KB TP06 MSX	-	-	-	-	-	-
	3/8" P.L.	.59	2.24	.70	.94	86KF TP10 MSX	86KB TP10 MSX	.74	2.91	.94	.94	87KF TP10 MSX	87KB TP10 MSX
	1/2" P.L.	-	-	-	-	-	-	.74	2.91	.94	1.10	87KF TP13 MSX	87KB TP13 MSX
	3/4" P.L.	-	-	-	-	-	-	-	-	-	-	-	-
Hose Barb 45°	1/4"	.59	2.36	.70	.90	86KF TH06 MSX	86KB TH06 MSX	-	-	-	-	-	-
	5/16"	.59	2.36	.70	.90	86KF TH08 MSX	86KB TH08 MSX	-	-	-	-	-	-
	3/8"	.59	2.36	.70	.90	86KF TH10 MSX	86KB TH10 MSX	.74	3.11	.94	.98	87KF TH10 MSX	87KB TH10 MSX
	1/2"	-	-	-	-	-	-	.74	3.11	.94	1.10	87KF TH13 MSX	87KB TH13 MSX
	3/4"	-	-	-	-	-	-	-	-	-	-	-	-
Push-Lock Hose Barb 45°	1/4"	.59	2.26	.70	.80	86KF PH06 MSX	86KB PH06 MSX	-	-	-	-	-	-
	3/8"	.59	2.40	.70	.94	86KF PH10 MSX	86KB PH10 MSX	.74	3.11	.94	.98	87KF PH10 MSX	87KB PH10 MSX
	1/2"	-	-	-	-	-	-	.74	3.22	.94	1.10	87KF PH13 MSX	87KB PH13 MSX
	3/4"	-	-	-	-	-	-	-	-	-	-	-	-
Hose Barb 90°	1/4"	.59	1.73	.70	.90	86KF TR06 MSX	86KB TR06 MSX	-	-	-	-	-	-
	5/16"	.59	1.73	.70	.90	86KF TR08 MSX	86KB TR08 MSX	-	-	-	-	-	-
	3/8"	.59	1.73	.70	.90	86KF TR10 MSX	86KB TR10 MSX	.74	2.55	.94	.98	87KF TR10 MSX	87KB TR10 MSX
	1/2"	-	-	-	-	-	-	.74	2.55	.94	.98	87KF TR13 MSX	87KB TR13 MSX
	3/4"	-	-	-	-	-	-	-	-	-	-	-	-
Push-Lock Hose Barb 90°	1/4" P.L.	.59	1.63	.70	.80	86KF PR06 MSX	86KB PR06 MSX	-	-	-	-	-	-
	3/8" P.L.	.59	1.77	.70	.94	86KF PR10 MSX	86KB PR10 MSX	.74	2.55	.94	.98	87KF PR10 MSX	87KB PR10 MSX
	1/2" P.L.	-	-	-	-	-	-	.74	2.67	.94	1.10	87KF PR13 MSX	87KB PR13 MSX
	3/4" P.L.	-	-	-	-	-	-	-	-	-	-	-	-

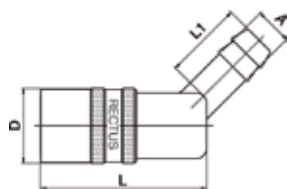
SERIES 88 Couplers						
SERIES 88 - NOMINAL PLUG BORE .51"						
Coupler Type	Connection (A)	Hex (SW)	Length (L)	Depth (D)	Length1 (L1)	Without Valve
Hose Barb	1/2"	1.10	3.56	1.20	1.10	88KF TF13 MVX
	3/4"	1.10	3.68	1.20	1.25	88KF TF19 MVX
Push-Lock Hose Barb	3/4" P.L.	1.10	3.97	1.20	1.49	88KF TP19 MVX
Hose Barb 90°	1/2"	1.10	3.24	1.10	.98	88KF TR13 MVX
	3/4"	1.10	3.24	1.25	.98	88KF TR19 MVX



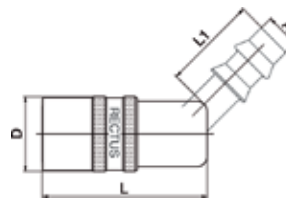
Hose Barb Coupler



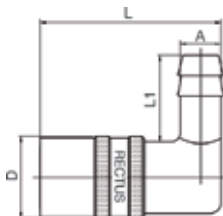
Push-Lock Hose Barb Coupler



Hose Barb 45° Coupler



Push-Lock Hose Barb 45° Coupler



Hose Barb 90° Coupler

WATER COUPLER

TUBING

FITTINGS

BALL VALVES

FILTER, REGULATOR & LUBRICATOR

HOSE

COUPLERS

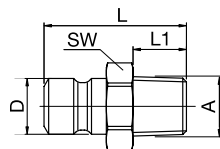
BLOW GUN/ACCESS.

TECHNICAL

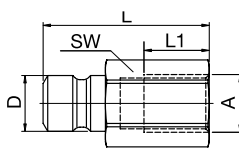
SERIES 86 & 87 Plugs																
Series 86 - NOMINAL PLUG BORE .24"								SERIES 87 - NOMINAL PLUG BORE .35"								
Plug Type	Connection (A)	Hex (SW)	Length (L)	Depth (D)	Length1 (L1)	Without Valve	With Valve	Hex (SW)	Length (L)	Depth (D)	Length1 (L1)	Without Valve	With Valve			
Male Thread	1/8" NPT	.43	.94			86SF AN10 MXX	-	.55	1.25		.47	-	-			
	1/4" NPT	.55	1.04			86SF AN13 MXX	-					-	-			
	1/4" NPT	.55	1.12			-	86SB AN13 MVX					-	-			
	3/8" NPT	.66	1.04			86SF AN17 MXX	-					.66	1.25	.47	87SF AN17 MXX	87SB AN17 MVX
	1/2" NPT					-	-					.86	1.53	.66	87SF AN21 MXX	-
Female Thread	1/8" NPSF	.55	1.06		.35	86SF IN10 SXN	-	.66	1.43		.51	-	-			
	1/4" NPSF	.66	1.22		.51	86SF IN13 SXN	-					.74	1.51	.55	87SF IN17 SXN	-
	3/8" NPSF	.74	1.10		.55	86SF IN17 SXN	-					.94	1.65	.72	87KB IN21 SXN	-
	1/2" NPSF					-	-								-	-
	1/2" NPSF					-	-								-	-
Extension Plug W/NPT Thread*	2" x 1/8"	.43	1.96			86VN 1005 MXXS	-	.59	1.96			-	-			
	4" x 1/8"	.43	3.93			86VN 1010 MXXS	-					-	-			
	6" x 1/8"	.43	5.90			86VN 1015 MXXS	-					-	-			
	8" x 1/8"	.43	7.87			86VN 1020 MXXS	-					-	-			
	2" x 1/4"					-	-								87VN 1305 MXXS	-
4" x 1/4"					-	-				87VN 1310 MXXS	-					
6" x 1/4"					-	-				87VN 1315 MXXS	-					
8" x 1/4"					-	-				87VN 1320 MXXS	-					

*BSP-T Thread and without thread also available.

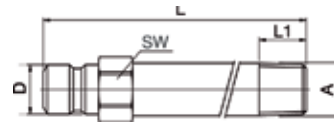
SERIES 88 Plugs							
SERIES 88 - NOMINAL PLUG BORE .51"							
Plug Type	Connection (A)	Hex (SW)	Length (L)	Depth (D)	Length1 (L1)	Without Valve	With Valve
Male Thread	1/2" NPT	.86	1.69		.66	88SF AN21 MXX	-
	3/4" NPT	1.06	1.77		.74	88SF AN26 MXX	-
Female Thread	1/2" NPSF	.74	1.77		.74	88SF IN21 SXN	-
	3/4" NPSF	1.18	1.77		.74	88SF IN26 SXN	-



Male Thread Plug



Female Thread Plug



Extension Plug

SEALS									
Series 86 - NOMINAL PLUG BORE .24"				SERIES 87 - NOMINAL PLUG BORE .35"			SERIES 88 - NOMINAL PLUG BORE .51"		
Connection (A)	Length (L)	Depth (D)	PN	Length (L)	Depth (D)	PN	Length (L)	Depth (D)	PN
FKM	.18	.39	D186 V	.24	.55	D187 V	.22	.81	D188V
Silicone	.18	.39	D186 S	.24	.55	D187S			-
			86KB-VKIT			87KB-VKIT			-
			86KB-SKIT			87KB-SKIT			-

Note: Seal Kit contains: Seal, Spring & Brass Valve

Dry Break Couplers



Series 21 KL
F-77



Series 25 KL
F-80



Series 204 KL
F-82



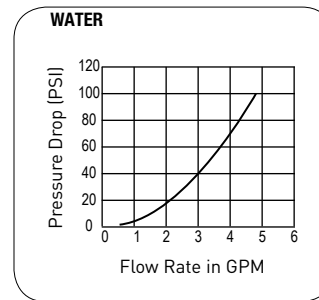
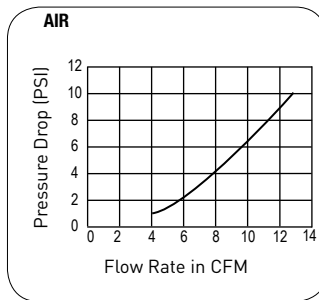
Series 206 KL
F-83



Series 209 KL
F-84

SERIES 21 KL - Automatic Double Shut-Off - NOMINAL PLUG BORE .20"

Both the coupling and plug are fitted with a valve. During the connection process, the plug and the coupling seal prior to opening both valves. Both valves close simultaneously when disconnected, allowing the coupling and plug to be separated afterward.



Working Temperature depending on medium

- 4°F up to +210°F (NBR)
- 40°F up to +250/300°F (EPDM)
- +5°F up to +400°F (FKM)
- +32°F up to +600°F (FFKM)

At a temperature below -4°F and above +300°F special seals are available.

Working Pressure

120 psi, maximum static working pressure with 4:1 design factor.

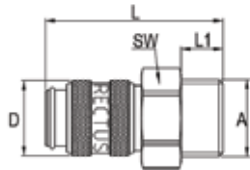
Note

Metric male (DIN 2353) & female threads and BSP male & female threads are available upon request.

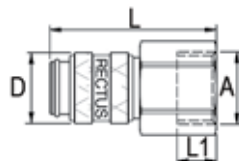
MATERIAL				
COUPLER	STANDARD	NICKEL PLATED	AISI 301	AISI 316 L
Back Body	Brass	Brass, Nickel Plated	AISI 303	AISI 316 L
Valve Body	Brass	Brass, Nickel Plated	AISI 303	AISI 316 L
Sleeve	Brass	Brass, Nickel Plated	AISI 303	AISI 316 L
Valve	Brass	Brass	AISI 303	AISI 316 L
Spring & Locking Ring	AISI 301	AISI 301	AISI 301	AISI 316 Ti
Locking Balls	AISI 420	AISI 420	AISI 316	AISI 316
Seals	NBR	NBR	FKM	FKM
Inner Sleeve	Brass	Brass	AISI 303	AISI 316 L
Spring Plate	Brass	Brass	AISI 303	AISI 316 L
PLUG				
Plug Profile	Brass	Brass, Nickel Plated	AISI 303	AISI 316 L
Back Body	Brass	Brass, Nickel Plated	AISI 303	AISI 316 L
Valve	Brass	Brass, Nickel Plated	AISI 303	AISI 316 L
Spring	AISI 301	AISI 301	AISI 301	AISI 316 Ti
Seal	NBR	NBR	FKM	FKM

TUBING
FITTINGS
BALL VALVES
FILTER, REGULATOR & LUBRICATOR
HOSE
COUPLERS
BLOW GUN/ACCESS.
TECHNICAL

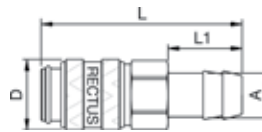
SERIES 21 KL Couplers													
Coupler Type	Connection (A)	Hex (SW)	Length (L)	Depth (D)	L1	L2	Hex1 (SW1)	B	G	Standard Design P/N	Nickel Plated P/N	AISI 303 P/N	AISI 316 L P/N
Male Thread	1/8" NPT	.55	1.49	.63	.35					21KL AN10 MPX	21KL AN10 MPN	21KL AN10 RVX	21KL AN10 EVX
	1/4" NPT	.55	1.61	.63	.47					21KL AN13 MPX	21KL AN13 MPN	21KL AN13 RVX	21KL AN13 EVX
	3/8" NPT	.66	1.61	.63	.47					21KL AN17 MPX	21KL AN17 MPN	21KL AN17 RVX	21KL AN17 EVX
Female Thread	1/8" NPSF	.55	1.55	.63	.47					21KL IN10 MPX	21KL IN10 MPN	21KL IN10 RVX	21KL IN10 EVX
	1/4" NPSF	.66	1.77	.63	.51					21KL IN13 MPX	21KL IN13 MPN	21KL IN13 RVX	21KL IN13 EVX
	3/8" NPSF	.74	1.88	.63	.55					21KL IN17 MPX	21KL IN17 MPN	21KL IN17 RVX	21KL IN17 EVX
Hose Barb	5/32"	.55	1.81	.63	.66					21KL TF04 MPX	21KL TF04 MPN	21KL TF04 RVX	21KL TF04 EVX
	3/16"	.55	1.81	.63	.66					21KL TF05 MPX	21KL TF05 MPN	21KL TF05 RVX	21KL TF05 EVX
	1/4"	.55	1.81	.63	.66					21KL TF06 MPX	21KL TF06 MPN	21KL TF06 RVX	21KL TF06 EVX
	5/16"	.55	1.81	.63	.66					21KL TF08 MPX	21KL TF08 MPN	21KL TF08 RVX	21KL TF08 EVX
	3/8"	.55	1.81	.63	.66					21KL TF10 MPX	21KL TF10 MPN	21KL TF10 RVX	21KL TF10 EVX
Push-Lock Hose Barb	1/4" P.L.	.55	1.96	.63	.78					21KL TP06 MPX	21KL TP06 MPN	21KL TP06 RVX	21KL TP06 EVX
Plastic Hose Connection	5/32" x 1/4"	.55	1.69	.63	.27	.27			M 10x1	21KL KO46 MPX	21KL KO46 MPN	21KL KO46 RVX	21KL KO46 EVX
	1/4" x 5/16"	.55	1.65	.63	.27	.23			M 10x1	21KL KO08 MPX	21KL KO08 MPN	21KL KO08 RVX	21KL KO08 EVX
Panel Mount, Plastic Hose Conn.	5/32" x 1/4"	.55	2.12	.63	.27	.70	.55	.15	M 10x1	21KL KS46 MPX	21KL KS46 MPN	21KL KS46 RVX	21KL KS46 EVX
	1/4" x 5/16"	.66	2.12	.63	.27	.70	.66	.15	M 12x1	21KL KS08 MPX	21KL KS08 MPN	21KL KS08 RVX	21KL KS08 EVX
Panel Mount Hose Barb	5/32"	.55	2.36	.63	.66	.55	.55	.15	M 10x1	21KL TS04 MPX	21KL TS04 MPN	21KL TS04 RVX	21KL TS04 EVX
	3/16"	.66	2.36	.63	.66	.55	.66	.15	M 12x1	21KL TS05 MPX	21KL TS05 MPN	21KL TS05 RVX	21KL TS05 EVX
	1/4"	.66	2.36	.63	.66	.55	.66	.15	M 12x1	21KL TS06 MPX	21KL TS06 MPN	21KL TS06 RVX	21KL TS06 EVX
	5/16"	.66	2.36	.63	.66	.55	.66	.15	M 12x1	21KL TS08 MPX	21KL TS08 MPN	21KL TS08 RVX	21KL TS08 EVX
Plastic Hose Connect. w/ Spring Guard	5/32" x 1/4"	.55	4.92	.63	.27	.27			M 10x1	21KL KK46 MPX	21KL KK46 MPN	21KL KK46 RVX	21KL KK46 EVX
	1/4" x 5/16"	.55	5.11	.63	.27	.23			M 10x1	21KL KK08 MPX	21KL KK08 MPN	21KL KK08 RVX	21KL KK08 EVX



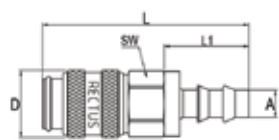
Male Thread Coupler



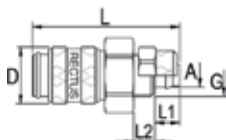
Female Thread Coupler



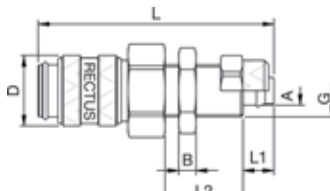
Hose Barb Coupler



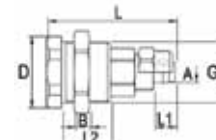
Push-Lock Hose Barb Coupler



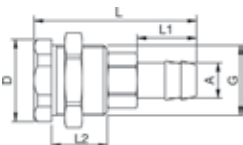
Plastic Hose Connection



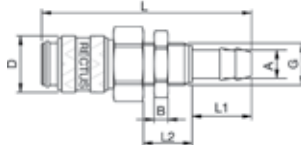
Panel Mount Plastic Hose Connect. Coupler



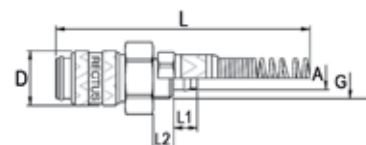
Front Panel Install. Plastic Hose Connection Coupler



Front Panel Install. Hose Barb Panel Mount



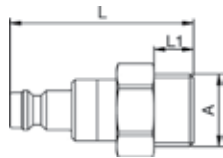
Panel Mount Hose Barb Coupler



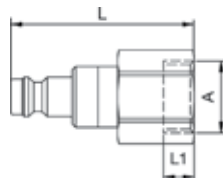
Plastic Hose Connect. with Spring Guard Coupler

SERIES 21 SL Valved Plugs

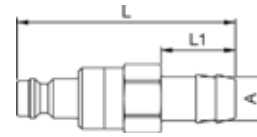
Plug Type	Connection (A)	Hex (SW)	Length (L)	Depth (D)	L1	L2	Hex1 (SW1)	B	G	Standard Design P/N	Nickel Plated P/N	AISI 303 P/N	AISI 316 L P/N
Male Thread	1/8" NPT	.55	1.65		.35					21SL AN10 MPX	21SL AN10 MPN	21SL AN10 RVX	21SL AN10 EVX
	1/4" NPT	.55	1.77		.47					21SL AN13 MPX	21SL AN13 MPN	21SL AN13 RVX	21SL AN13 EVX
	3/8" NPT	.66	1.77		.47					21SL AN17 MPX	21SL AN17 MPN	21SL AN17 RVX	21SL AN17 EVX
Female Thread	1/8" NPSF	.55	1.71		.39					21SL IN10 MPX	21SL IN10 MPN	21SL IN10 RVX	21SL IN10 EVX
	1/4" NPSF	.66	1.96		.51					21SL IN13 MPX	21SL IN13 MPN	21SL IN13 RVX	21SL IN13 EVX
	3/8" NPSF	.74	2.04		.55					21SL IN17 MPX	21SL IN17 MPN	21SL IN17 RVX	21SL IN17 EVX
Hose Barb	5/32"	.55	1.96		.66					21SL TF04 MPX	21SL TF04 MPN	21SL TF04 RVX	21SL TF04 EVX
	3/16"	.55	1.96		.66					21SL TF05 MPX	21SL TF05 MPN	21SL TF05 RVX	21SL TF05 EVX
	1/4"	.55	1.96		.66					21SL TF06 MPX	21SL TF06 MPN	21SL TF06 RVX	21SL TF06 EVX
	5/16"	.55	1.96		.66					21SL TF08 MPX	21SL TF08 MPN	21SL TF08 RVX	21SL TF08 EVX
	3/8"	.55	1.96		.66					21SL TF10 MPX	21SL TF10 MPN	21SL TF10 RVX	21SL TF10 EVX
Push-Lock Hose Barb	1/4" P.L.	.55	2.12		.78					21SL TP06 MPX	21SL TP06 MPN	21SL TP06 RVX	21SL TP06 EVX
Plastic Hose Connection	5/32" x 1/4"	.55	1.81		.27	.23			M 10x1	21SL K046 MPX	21SL K046 MPN	21SL K046 RVX	21SL K046 EVX
	1/4" x 5/16"	.55	1.81		.27	.23			M 12x1	21SL K008 MPX	21SL K008 MPN	21SL K008 RVX	21SL K008 EVX
Panel Mount, Plastic Hose Conn.	5/32" x 1/4"	.55	2.28		.27	.70	.47	.11	M 10x1	21SL KS46 MPX	21SL KS46 MPN	21SL KS46 RVX	21SL KS46 EVX
	1/4" x 5/16"	.66	2.28		.27	.70	.66	.15	M 12x1	21SL KS08 MPX	21SL KS08 MPN	21SL KS08 RVX	21SL KS08 EVX
Panel Mount Hose Barb	5/32"	.55	2.51		.66	.55	.55	.15	M 10x1	21SL TS04 MPX	21SL TS04 MPN	21SL TS04 RVX	21SL TS04 EVX
	3/16"	.55	2.51		.66	.55	.55	.15	M 12x1	21SL TS05 MPX	21SL TS05 MPN	21SL TS05 RVX	-
	1/4"	.55	2.51		.66	.55	.66	.15	M 12x1	21SL TS06 MPX	21SL TS06 MPN	21SL TS06 RVX	-
	5/16"	.55	2.51		.66	.55	.66	.15	M 12x1	21SL TS08 MPX	21SL TS08 MPN	21SL TS08 RVX	-
Plastic Hose Connect. w/ Spring Guard	5/32" x 1/4"	.55	5.11		.27	.23			M 10x1	21SL KK46 MPX	21SL KK46 MPN	21SL KK46 RVX	21SL KK46 EVX
	1/4" x 5/16"	.55	5.31		.27	.23			M 12x1	21SL KK08 MPX	21SL KK08 MPN	21SL KK08 RVX	21SL KK08 EVX



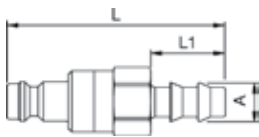
Male Thread Plug



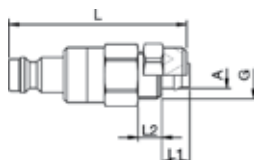
Female Thread Plug



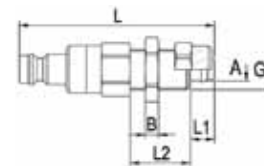
Hose Barb Plug



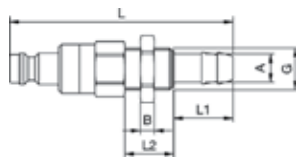
Push-Lock Hose Barb Plug



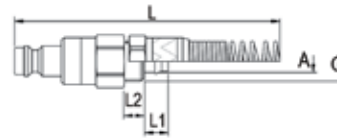
Plastic Hose Connection Plug



Panel Mount Plastic Hose Connect. Plug



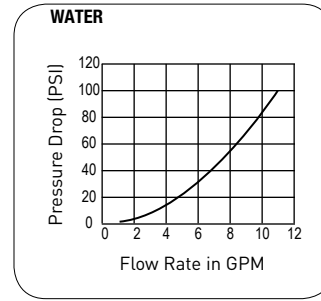
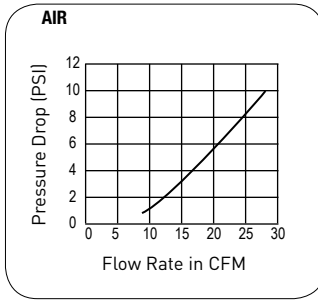
Panel Mount Hose Barb Plug



Plastic Hose Connect. with Spring Guard Plug

SERIES 25 KL - 1/4" Body - Automatic Double Shut-Off - NOMINAL PLUG BORE .29"

Designed specifically for liquid mediums, 25KL is a double shut-off version of the 25KA compressed air model. The valves in both the coupling and plug are opened when connected. Both valves close simultaneously when disconnected, ensuring minimum leakage loss.



MATERIAL				
COUPLER	STANDARD	NICKEL PLATED	AISI 301	AISI 316 L
Back Body	Brass	Brass, Nickel Plated	AISI 303	AISI 316 L
Valve Body	Brass	Brass, Nickel Plated	AISI 303	AISI 316 L
Sleeve	Brass	Brass, Nickel Plated	AISI 303	AISI 316 L
Valve	Brass	Brass	AISI 303	AISI 316 L
Spring & Locking Ring	AISI 301	AISI 301	AISI 301	AISI 316 Ti
Locking Balls	AISI 420	AISI 420	AISI 316	AISI 316
Seals	NBR	NBR	FKM	FKM
Inner Sleeve	Brass	Brass	AISI 303	AISI 316 L
Spring Plate	Brass	Brass	AISI 303	AISI 316 L
PLUG				
Plug Profile	Brass	Brass, Nickel Plated	AISI 303	AISI 316 L
Back Body	Brass	Brass, Nickel Plated	AISI 303	AISI 316 L
Valve	Brass	Brass	AISI 303	AISI 316 L
Spring	AISI 301	AISI 301	AISI 301	AISI 316 Ti
Seal	NBR	NBR	FKM	FKM

Working Temperature depending on medium

- 4°F up to +210°F (NBR)
- 40°F up to +250/300°F (EPDM)
- +5°F up to +400°F (FKM)
- +32°F up to +600°F (FFKM)

At a temperature below -4°F and above +300°F special seals are available.

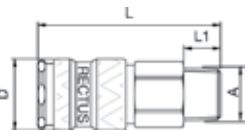
Working Pressure

120 psi, maximum static working pressure with 4:1 design factor.

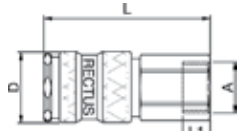
Note

Metric male & female threads, BSP male & female threads and BSPT (DIN 2999) threads are available upon request.

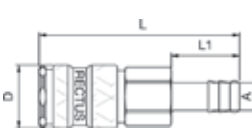
SERIES 25 KL Couplers													
Coupler Type	Connection (A)	Hex (SW)	Length (L)	Depth (D)	L1	L2	Hex1 (SW1)	B	G	Standard Design P/N	Nickel Plated P/N	AISI 303 P/N	AISI 316 L P/N
Male Thread	1/4" NPT	.74	2.36	.90	.47					25KL AN13 MPX	25KL AN13 BPN	25KL AN13 RVX	25KL AN13 EVX
	3/8" NPT	.74	2.36	.90	.47					25KL AN17 MPX	25KL AN17 BPN	25KL AN17 RVX	25KL AN17 EVX
	1/2" NPT	.86	2.40	.90	.66					25KL AN21 MPX	25KL AN21 BPN	25KL AN21 RVX	25KL AN21 EVX
Female Thread	1/4" NPSF	.74	2.30	.90	.51					25KL IN13 MPX	25KL IN13 BPN	25KL IN13 RVX	25KL IN13 EVX
	3/8" NPSF	.74	2.55	.90	.55					25KL IN17 MPX	25KL IN17 BPN	25KL IN17 RVX	25KL IN17 EVX
	1/2" NPSF	.94	2.67	.90	.72					25KL IN21 MPX	25KL IN21 BPN	25KL IN21 RVX	25KL IN21 EVX
Hose Barb	1/4"	.74	2.91	.90	.98					25KL TF06 MPX	25KL TF06 BPN	25KL TF06 RVX	25KL TF06 EVX
	5/16"	.74	2.91	.90	.98					25KL TF08 MPX	25KL TF08 BPN	25KL TF08 RVX	25KL TF08 EVX
	3/8"	.74	2.91	.90	.98					25KL TF10 MPX	25KL TF10 BPN	25KL TF10 RVX	25KL TF10 EVX
	1/2"	.74	2.91	.90	.98					25KL TF13 MPX	25KL TF13 BPN	25KL TF13 RVX	25KL TF13 EVX
Plastic Hose Connection	1/4" x 5/16"	.74	2.40	.90	.27	.29			M 12x1	25KL K008 MPX	25KL K008 BPN	25KL K008 RVX	25KL K008 EVX
	5/16" x .393"	.74	2.55	.90	.35	.31			M 16x1	25KL K010 MPX	25KL K010 BPN	25KL K010 RVX	25KL K010 EVX
	3/8" x .455"	.74	2.55	.90	.35	.31			M 16x1	25KL K012 MPX	25KL K012 BPN	25KL K012 RVX	25KL K012 EVX



Male Thread Coupler



Female Thread Coupler



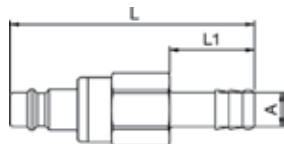
Hose Barb Coupler



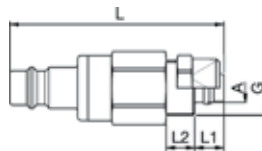
Plastic Hose Connect. Coupler

SERIES 25 SL Valved Plugs

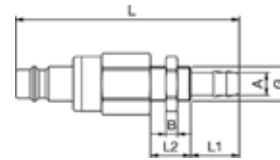
Plug Type	Connection (A)	Hex (SW)	Length (L)	Depth (D)	L1	L2	Hex1 (SW1)	B	G	Standard Design P/N	Nickel Plated P/N	AISI 303 P/N	AISI 316 L P/N
Hose Barb	1/4"	.82	2.36		.98					25SL TF06 MPX	25SL TF06 MPN	-	-
	1/4"	.74	2.83		.98					-	-	25SL TF06 RVX	25SL TF06 EVX
	5/16"	.82	2.36		.98					25SL TF08 MPX	25SL TF08 MPN	-	-
	5/16"	.74	2.83		.98					-	-	25SL TF08 RVX	25SL TF08 EVX
	3/8"	.82	2.36		.98					25SL TF10 MPX	25SL TF10 MPN	-	-
	3/8"	.74	2.83		.98					-	-	25SL TF10 RVX	25SL TF10 EVX
	1/2"	.82	2.36		.98					25SL TF13 MPX	25SL TF13 MPN	-	-
	1/2"	.74	2.83		.98					-	-	25SL TF13 RVX	25SL TF13 EVX
Plastic Hose Connection	5/32" x 1/4"	.82	1.85		.27	.23			M 10x1	25SL K046 MPX	25SL K046 MPN	-	-
	5/32" x 1/4"	.74	2.32		.27	.23			M 10x1	-	-	25SL K046 RVX	25SL K046 EVX
	1/4" x 5/16"	.82	1.85		.27	.23			M 12x1	25SL K008 MPX	25SL K008 MPN	-	-
	1/4" x 5/16"	.74	2.32		.27	.23			M 12x1	-	-	25SL K008 RVX	25SL K008 EVX
	5/16" x .393"	.82	2.00		.33	.33			M 16x1	25SL K010 MPX	25SL K010 MPN	-	-
	5/16" x .393"	.74	2.48		.33	.33			M 16x1	-	-	25SL K010 RVX	-
	3/8" x .455"	.82	2.00		.33	.33			M 16x1	25SL K012 MPX	25SL K012 MPN	-	-
	3/8" x .455"	.74	2.48		.33	.33			M 16x1	-	-	25SL K012 RVX	25SL K012 EVX
Panel Mount Hose Barb	1/4"	.82	2.44		.66	.39	.66	.15	M 12x1	25SL TS06 MPX	25SL TS06 MPN	25SL TS06 RVX	-
	1/4"	.74	2.91		.66	.39	.66	.15	M 12x1	-	-	25SL TS06 RVX	-
	5/16"	.82	2.65		.66	.55	.66	.15	M 12x1	25SL TS08 MPX	25SL TS08 MPN	25SL TS08 RVX	-
	5/16"	.74	3.07		.66	.55	.66	.15	M 12x1	-	-	25SL TS08 RVX	-
	3/8"	.82	2.91		.69	.55	.66	.13	G 1/4	25SL TS10 MPX	25SL TS10 MPN	25SL TS10 RVX	-
	3/8"	.74	3.07		.66	.55	.66	.13	G 1/4	-	-	25SL TS10 RVX	-
Plastic Hose Connection w/ Spring Guard	5/32" x 1/4"	.74	4.72		.27	.23			M 10x1	25SL KK06 MPX	25SL KK06 MPN	-	-
	1/4" x 5/16"	.74	5.31		.27	.23			M 12x1	25SL KK08 MPX	25SL KK08 MPN	-	-
	5/16" x .393"	.74	5.70		.33	.33			M 16x1	25SL KK10 MPX	25SL KK10 MPN	-	-
	3/8" x .455"	.74	5.90		.33	.33			M 16x1	25SL KK12 MPX	25SL KK12 MPN	-	-
Male Thread	1/8" NPT	.86	1.69		.35					25SL AN10 MPX	25SL AN10 MPN	-	-
	1/8" NPT	.74	2.20		.35					-	-	25SL AN10 RVX	25SL AN10 EVX
	1/4" NPT	.86	1.81		.47					25SL AN13 MPX	25SL AN13 MPN	-	-
	1/4" NPT	.74	2.34		.47					-	-	25SL AN13 RVX	25SL AN13 EVX
	3/8" NPT	.86	1.83		.47					25SL AN17 MPX	25SL AN17 MPN	-	-
	3/8" NPT	.74	2.28		.47					-	-	25SL AN17 RVX	25SL AN17 EVX
	1/2" NPT	.86	2.00		.66					25SL AN21 MPX	25SL AN21 MPN	-	-
	1/2" NPT	.86	2.32		.66					-	-	25SL AN21 RVX	25SL AN21 EVX
Female Thread	1/4" NPSF	.86	1.92		.62					25SL IN13 MPX	25SL IN13 MPN	-	-
	1/4" NPSF	.74	2.26		.47					-	-	25SL IN13 RVX	25SL IN13 EVX
	3/8" NPSF	.86	2.06		.55					25SL IN17 MPX	25SL IN17 MPN	-	-
	3/8" NPSF	.74	2.51		.55					-	-	25SL IN17 RVX	25SL IN17 EVX
	1/2" NPSF	.94	2.24		.72					25SL IN21 MPX	25SL IN21 MPN	-	-
	1/2" NPSF	.94	2.63		.72					-	-	25SL IN21 RVX	25SL IN21 EVX



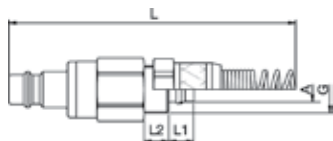
Hose Barb Plug



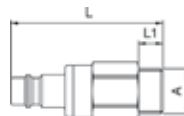
Plastic Hose Connection Plug



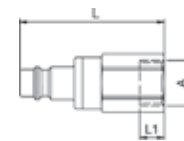
Panel Mount Hose Barb Plug



Plastic Hose Connect.
with Spring Guard Coupler



Male Thread Plug



Female Thread Plug

TUBING

FITTINGS

BALL VALVES

FILTER, REGULATOR & LUBRICATOR

HOSE

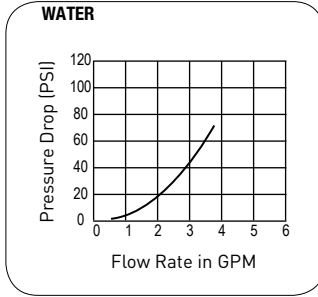
COUPLERS

BLOW GUN/ACCESS.

TECHNICAL

SERIES 204 KL - 4mm Body - Automatic Double Shut-Off - NOMINAL PLUG BORE 12.5 mm²

Valve body protected by collar design and extremely low dead volume remainings.



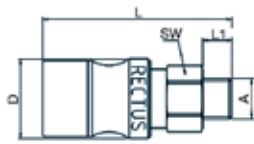
MATERIAL	
COUPLER	AISI 316 L
Back Body	AISI 316 L
Valve Body	AISI 316 L
Sleeve	AISI 316 L
Valve	AISI 316 L
Spring & Locking Ring	AISI 316 Ti
Locking Balls	AISI 316 Ti
Seals	FKM
PLUG	
Plug Profile	AISI 316 L
Back Body	AISI 316 L
Valve	AISI 316 L
Spring	AISI 316 L
Seal	FKM

Working Temperature depending on medium
 -20°C up to +100°C -4°F up to +210°F (NBR)
 -15°C up to +204°C +5°F up to +400°F (FKM)

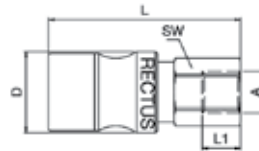
Working Pressure
 218 psi, maximum static working pressure
 with 4:1 design factor.

Note
 BSPP and a Brass Nickel Plated (MPN) design are available upon request.

Series 204 KL Couplers										
Coupler Type	Connection (A)	Hex (SW)	Length (L)	Depth (D)	L1	L2	Hex1 (SW1)	B	G	AISI 316 L P/N
Male Thread	1/8" NPT	.55	1.77	.75	.28					204KL AN10 EVX
	1/4" NPT	.67	1.85	.75	.35					204KL AN13 EVX
Female Thread	1/8" NPSF	.55	1.77	.75	.35					204KL IT10 EVX
	1/4" NPSF	.67	1.85	.75	.35					204KL IT13 EVX

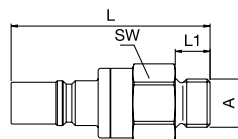


Male Thread Coupler

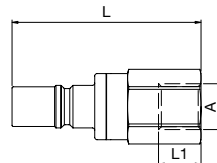


Female Thread Coupler

Series 204 SL Valved Plugs										
Plug Type	Connection (A)	Hex (SW)	Length (L)	Depth (D)	L1	L2	Hex1 (SW1)	B	G	AISI 316 L P/N
Male Thread	1/8" NPT	.55	1.57		.28					204SL AN10 EVX
	1/4" NPT	.67	1.65		.35					204SL AN13 EVX
Female Thread	1/8" NPSF	.55	1.57		.35					204SL IT10 EVX
	1/4" NPSF	.67	1.65		.28					204SL IT13 EVX



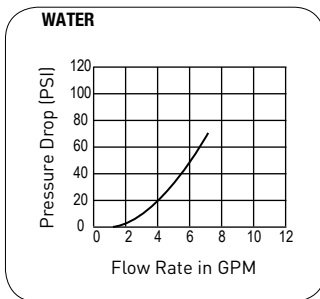
Male Thread Plug



Female Thread Plug

SERIES 206 KL - 6mm Body - Automatic Double Shut-Off - NOMINAL PLUG BORE 28 mm²

Valve body protected by collar design and extremely low dead volume remainings.



MATERIAL	
COUPLER	AISI 316 L
Back Body	AISI 316 L
Valve Body	AISI 316 L
Sleeve	AISI 316 L
Valve	AISI 316 L
Spring & Locking Ring	AISI 316 L
Locking Balls	AISI 316 Ti
Seals	FKM
PLUG	
Plug Profile	AISI 316 L
Back Body	AISI 316 L
Valve	AISI 316 L
Spring	AISI 316 L
Seal	FKM

Working Temperature depending on medium

- 20°C up to +100°C -4°F up to +210°F (NBR)
- 15°C up to +204°C +5°F up to +400°F (FKM)

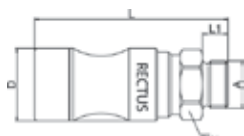
Working Pressure

218 psi, maximum static working pressure with 4:1 design factor.

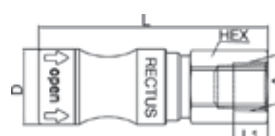
Note

BSPP and a Brass Nickel Plated (MPN) design are available upon request.

Series 206 KL Couplers										
Coupler Type	Connection (A)	Hex (SW)	Length (L)	Depth (D)	L1	L2	Hex1 (SW1)	B	G	AISI 316 L P/N
Male Thread	3/8" NPT	.87	2.70	1.00	.35					206KL AN17 EVX
	1/2" NPT	.94	2.81	1.00	.47					206KL AN21 EVX
Female Thread	3/8" NPSF	.87	2.70	1.00	.35					206KL IT17 EVX
	1/2" NPSF	.94	2.81	1.00	.47					206KL IT21 EVX

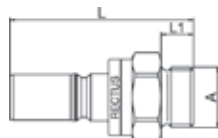


Male Thread Coupler

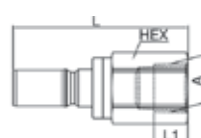


Female Thread Coupler

Series 206 SL Valved Plugs										
Plug Type	Connection (A)	Hex (SW)	Length (L)	Depth (D)	L1	L2	Hex1 (SW1)	B	G	AISI 316 L P/N
Male Thread	3/8" NPT	.87	2.01		.35					206SL AN17 EVX
	1/2" NPT	.94	2.13		.47					206SL AN21 EVX
Female Thread	3/8" NPSF	.87	2.01		.28					206SL IT17 EVX
	1/2" NPSF	.94	2.13		.39					206SL IT21 EVX



Male Thread Plug

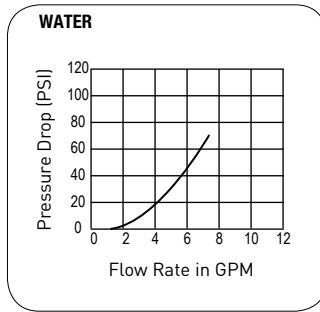


Female Thread Plug

TUBING
FITTINGS
BALL VALVES
FILTER, REGULATOR & LUBRICATOR
HOSE
COUPLERS
BLOW GUN/ACCESS.
TECHNICAL

SERIES 209 KL - 9mm Body - Automatic Double Shut-Off - NOMINAL PLUG BORE 63.5 mm²

Valve body protected by collar design. Extremely low dead volume remaining.



MATERIAL	
COUPLER	AISI 316 L
Back Body	AISI 316 L
Valve Body	AISI 316 L
Sleeve	AISI 316 L
Valve	AISI 316 L
Spring & Locking Ring	AISI 316 L
Locking Balls	AISI 316 Ti
Seals	FKM
PLUG	
Plug Profile	AISI 316 L
Back Body	AISI 316 L
Valve	AISI 316 L
Spring	AISI 316 L
Seal	FKM

Working Temperature depending on medium

- 20°C up to +100°C -4°F up to +210°F (NBR)
- 15°C up to +204°C +5°F up to +400°F (FKM)

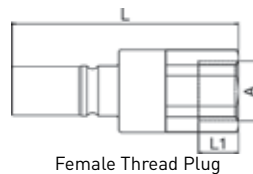
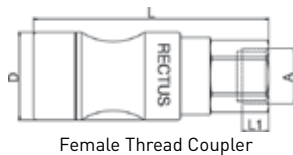
Working Pressure

218 psi, maximum static working pressure with 4:1 design factor.

Note

BSPP and a Brass Nickel Plated (MPN) design are available upon request.

Series 209 KL Couplers										
Coupler Type	Connection (A)	Hex (SW)	Length (L)	Depth (D)	L1	L2	Hex1 (SW1)	B	G	AISI 316 L P/N
Female Thread	1/2" NPSF	1.06	3.62	1.30	.55					209KL IT21 EVX
	3/4" NFSF	1.26	3.70	1.30	.55					209KL IT26 EVX



Series 209 SL Valved Plugs										
Plug Type	Connection (A)	Hex (SW)	Length (L)	Depth (D)	L1	L2	Hex1 (SW1)	B	G	AISI 316 L P/N
Female Thread	1/2" NPSF	1.06	3.13		.55					209SL IT21 EVX
	3/4" NPSF	1.26	3.21		.55					209SL IT26 EVX

Safety Couplers

Safety Couplers (Self Venting)

ARO INTERCHANGE



Series 14 KE
F-86

INDUSTRIAL INTERCHANGE



Series 23 KE
F-88



Series 24 KE
F-89

EUROPEAN INTERCHANGE



Series 25 KE
F-91



Series 26 KE
F-92

INDUSTRIAL INTERCHANGE

Safety Couplers (Safety Lock / Air Breathing)

21 SERIES



Series 21 KS & KR
F-94



Series 21 KD
F-96

25 SERIES



Series 25 KS
F-97



Series 25 KD
F-99

TUBING

FITTINGS

BALL VALVES

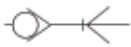
FILTER, REGULATOR
& LUBRICATOR

HOSE

COUPLERS

BLOW GUN/ACCESS.

TECHNICAL



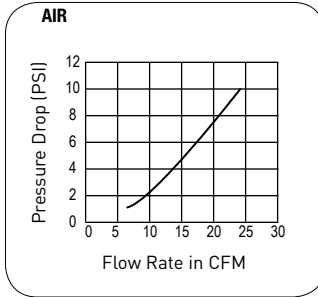
TUBING

ARO Interchange

SERIES 14 KE - 1/4" Body - Automatic Single Shut-Off - NOMINAL PLUG BORE .22" ARO INTERCHANGE

FITTINGS

Orange Thermoplastic Sleeve. Designed for bleeding off trapped air. Not suitable for direct connection to compressed air tools.



BALL VALVES

INTERCHANGE

RECTUS 22	PARKER 50
ARO 210	ORION 44510
CEJN 300	various Swiss products

FILTER, REGULATOR & LUBRICATOR

Working Temperature depending on medium

-4°F up to +140°F (NBR)

Working Pressure

220 psi, maximum static working pressure with 4:1 design factor.

Note

BSP female threads and BSPT (DIN 2999) threads are available upon request.

CAUTION

Not recommended for direct connection to compressed air tools. Reliable functioning is only guaranteed in conjunction with original RECTUS plugs made of steel.

HOSE

COUPLERS

BLOW GUN/ACCESS.

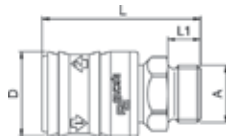
TECHNICAL

MATERIAL

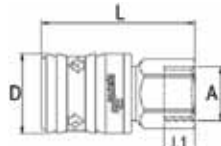
COUPLER	STANDARD
Back Body	Brass, Nickel Plated
Valve Body	Brass, Nickel Plated
Sleeve	Thermoplastic
Valve	Brass
Spring & Locking Ring	AISI 301
Locking Balls	AISI 420
Seals	NBR
Balls & Pins	AISI 420
PLUG	
Threaded	Steel Hardened Nickel Plated
Barbs	Nickel Plated Threads



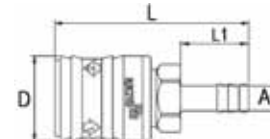
SERIES 14 KE Couplers										
Coupler Type	Connection (A)	Hex (SW)	Length (L)	Depth (D)	L1	L2	Hex1 (SW1)	B	G	Standard Design P/N
Male Thread	1/4" NPT	.86	2.28	1.22	.47					14KE AN13 MPN
	3/8" NPT	.86	2.28	1.22	.47					14KE AN17 MPN
	1/2" NPT	.86	2.48	1.22	.66					14KE AN21 MPN
Female Thread	1/4" NPT	.86	2.28	1.22	.51					14KE IN13 MPN
	3/8" NPT	.86	2.44	1.22	.55					14KE IN17 MPN
	1/2" NPT	.94	2.71	1.22	.72					14KE IN21 MPN
Hose Barb	1/4"	.86	2.79	1.22	.98					14KE TF06 MPN
	5/16"	.86	2.79	1.22	.98					14KE TF08 MPN
	3/8"	.86	2.79	1.22	.98					14KE TF10 MPN
	1/2"	.86	2.79	1.22	.98					14KE TF13 MPN



Male Thread Coupler

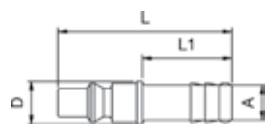


Female Thread Coupler

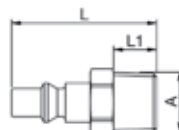


Hose Barb Coupler

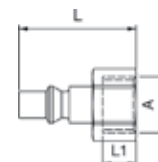
SERIES 22 (14) SF PLUGS										
Plug Type	Connection (A)	Hex (SW)	Length (L)	Depth (D)	L1	L2	Hex1 (SW1)	B	G	Standard Design P/N
Hose Barb	1/4"		1.92	.47	.98					22SF TF06 SXN
	5/16"		1.92	.47	.98					22SF TF08 SXN
	3/8"		1.92	.47	.98					22SF TF10 SXN
	1/2"		1.92	.59	.98					22SF TF13 SXN
Male Thread	1/8" NPT	.55	1.61		.47					22SF AN10 SXN
	1/4" NPT	.55	1.61		.47					22SF AN13 SXN
	3/8" NPT	.66	1.61		.47					22SF AN17 SXN
Female Thread	1/4" NPSF	.66	1.65		.51					22SF IN13 SXN
	3/8" NPSF	.74	1.71		.55					22SF IN17 SXN



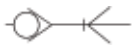
Hose Barb Plug



Male Thread Plug



Female Thread Plug



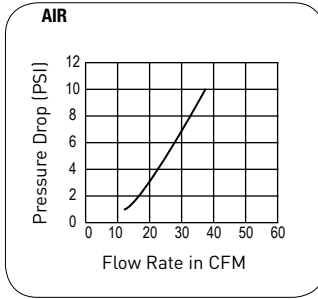
TUBING

Industrial Interchange

SERIES 23 KE - 1/4" Body - Automatic Single Shut-Off - NOMINAL PLUG BORE .22" INDUSTRIAL INTERCHANGE

Designed for bleeding off trapped air. Not suitable for direct connection to compressed air tools.

FITTINGS



INTERCHANGE

RECTUS 24	Ind. Interchange 1/4"
FOSTER	US-MIL-SPEC-C-4109
CEJN	HANSEN 3000
ISO 6150B	GROMELLE 600
PARKER 30	

BALL VALVES

Working Temperature depending on medium

-4°F up to +140°F (NBR)

Working Pressure

120 psi, maximum static working pressure with 4:1 design factor.

Note

BSP female threads and BSPT (DIN 2999) threads are available upon request.

CAUTION

Not recommended for direct connection to compressed air tools. Reliable functioning is only guaranteed in conjunction with original RECTUS plugs made of steel.

FILTER, REGULATOR & LUBRICATOR

HOSE

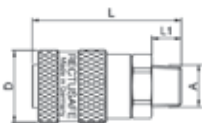
MATERIAL	
COUPLER	STANDARD
Back Body	Brass, Nickel Plated
Valve Body	Steel, Nickel Plated
Sleeve	Brass, Nickel Plated
Valve	Brass
Spring & Locking Ring	AISI 301
Locking Balls	AISI 420
Seals	NBR
Pins	AISI 420
PLUG	
Threaded	Steel Hardened, Zinc Plated
Barbs	Zinc Plated Threads

COUPLERS

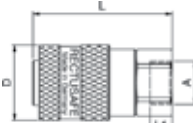
SERIES 23 KE Couplers										
Coupler Type	Connection (A)	Hex (SW)	Length (L)	Depth (D)	L1	L2	Hex1 (SW1)	B	G	Standard Design P/N
Male Thread	1/4" NPT	.94	2.55	1.18	.47					23KE AN13 BPN
	3/8" NPT	.94	2.55	1.18	.47					23KE AN17 BPN
	1/2" NPT	.94	2.71	1.18	.66					23KE AN21 BPN
Female Thread	1/4" NPSF	.94	2.40	1.18	.51					23KE IN13 BPN
	3/8" NPSF	.94	2.44	1.18	.55					23KE IN17 BPN
	1/2" NPT	.94	2.75	1.18	.72					23KE IN21 BPN
Hose Barb	1/4"	.94	3.11	1.18	.98					23KE TF06 BPN
	5/16"	.94	3.11	1.18	.98					23KE TF08 BPN
	3/8"	.94	3.11	1.18	.98					23KE TF10 BPN
	1/2"	.94	3.11	1.18	.98					23KE TF13 BPN

BLOW GUN/ACCESS.

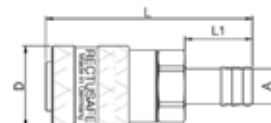
TECHNICAL



Male Thread Coupler



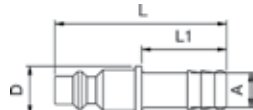
Female Thread Coupler



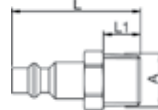
Hose Barb Coupler



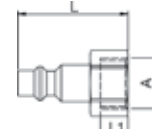
SERIES 23 SF PLUGS										
Plug Type	Connection (A)	Hex (SW)	Length (L)	Depth (D)	L1	L2	Hex1 (SW1)	B	G	Standard Design P/N
Hose Barb	1/4"		2.00	.55	.98					23SF TF06 SXN
	5/16"		2.00	.55	.98					23SF TF08 SXN
	3/8"		2.00	.55	.98					23SF TF10 SXN
	1/2"		2.00	.59	.98					23SF TF13 SXN
Male Thread	1/8" NPT	.51	1.53		.35					23SF AN10 SXN
	1/4" NPT	.55	1.65		.47					23SF AN13 SXN
	3/8" NPT	.67	1.59		.47					23SF AN17 SXN
Female Thread	1/4" NPSF	.67	1.73		.51					23SF IN13 SXN
	3/8" NPSF	.74	1.81		.55					23SF IN17 SXN



Hose Barb Plug



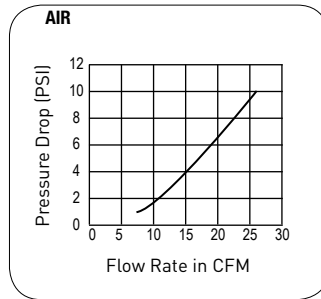
Male Thread Plug



Female Thread Plug

SERIES 24 KE - 1/4" Body - Automatic Single Shut-Off - NOMINAL PLUG BORE .22" INDUSTRIAL INTERCHANGE

Thermoplastic Green Sleeve. Designed for bleeding off trapped air. Not suitable for direct connection to compressed air tools.



INTERCHANGE	
RECTUS 23	PARKER 20 & HF
FOSTER	US-MIL-SPEC-C-4109
CEJN 310	HANSEN 3000
ISO 6150B	GROMELLE

Working Temperature depending on medium

-4°F up to +140°F (NBR)

Working Pressure

120 psi, maximum static working pressure with 4:1 design factor.

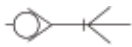
Note

BSP female threads and BSPT (DIN 2999) threads are available upon request.

CAUTION

Not recommended for direct connection to compressed air tools. Reliable functioning is only guaranteed in conjunction with original RECTUS plugs made of steel.

MATERIAL	
COUPLER	STANDARD
Back Body	Brass, Nickel Plated
Valve Body	Brass, Nickel Plated
Sleeve	Thermoplastic
Valve	Brass
Spring & Locking Ring	AISI 301
Locking Balls	AISI 420
Seals	NBR
Pins	AISI 420
PLUG	
Threaded	Steel Hardened, Zinc Plated
Barbs	Nickel Plated Threads



TUBING

FITTINGS

BALL VALVES

FILTER, REGULATOR & LUBRICATOR

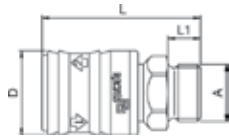
HOSE

COUPLERS

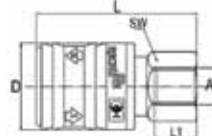
BLOW GUN/ACCESS.

TECHNICAL

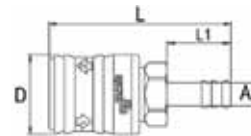
SERIES 24 KE Couplers										
Coupler Type	Connection (A)	Hex (SW)	Length (L)	Depth (D)	L1	L2	Hex1 (SW1)	B	G	Standard Design P/N
Male Thread	1/4" NPT	.86	2.28	1.22	.47					24KE AN13 MPN
	3/8" NPT	.86	2.28	1.22	.47					24KE AN17 MPN
	1/2" NPT	.86	2.48	1.22	.66					24KE AN21 MPN
Female Thread	1/4" NPT	.86	2.28	1.22	.51					24KE IT13 MPN
	3/8" NPT	.86	2.44	1.22	.55					24KE IT17 MPN
	1/2" NPT	.94	2.71	1.22	.72					24KE IT21 MPN
Hose Barb	1/4"	.86	2.79	1.22	.98					24KE TF06 MPN
	5/16"	.86	2.79	1.22	.98					24KE TF08 MPN
	3/8"	.86	2.79	1.22	.98					24KE TF10 MPN
	1/2"	.86	2.79	1.22	.98					24KE TF13 MPN



Male Thread Coupler

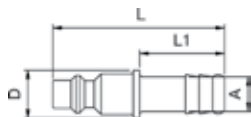


Female Thread Coupler

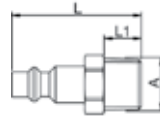


Hose Barb Coupler

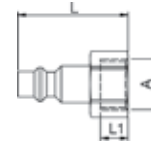
SERIES 23 SF (24) PLUGS										
Plug Type	Connection (A)	Hex (SW)	Length (L)	Depth (D)	L1	L2	Hex1 (SW1)	B	G	Standard Design P/N
Hose Barb	1/4"		2.00	.55	.98					23SF TF06 SXN
	5/16"		2.00	.55	.98					23SF TF08 SXN
	3/8"		2.00	.55	.98					23SF TF10 SXN
	1/2"		2.00	.55	.98					23SF TF13 SXN
Male Thread	1/8" NPT	.51	1.53		.35					23SF AN10 SXN
	1/4" NPT	.55	1.65		.47					23SF AN13 SXN
	3/8" NPT	.67	1.59		.47					23SF AN17 SXN
Female Thread	1/4" NPSF	.67	1.73		.51					23SF IN13 SXN
	3/8" NPSF	.74	1.81		.55					23SF IN17 SXN



Hose Barb Plug



Male Thread Plug



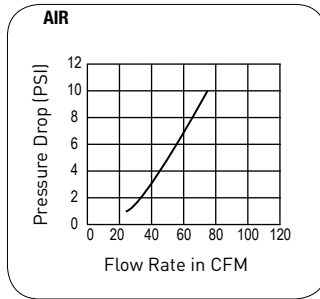
Female Thread Plug



European Interchange

SERIES 25 KE - 1/4" Body - Automatic Single Shut-Off - NOMINAL PLUG BORE .31"

Designed for bleeding off trapped air. Not suitable for direct connection to compressed air tools.



INTERCHANGE PLUGS ONLY
 RECTUS 25 & 26 CEJN 320
 various German products

Working Temperature depending on medium
 -4°F up to +140°F (NBR)

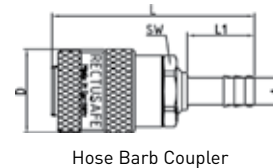
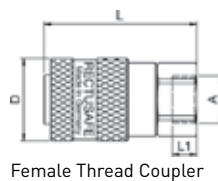
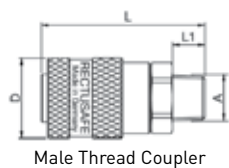
Working Pressure
 120 psi, maximum static working pressure with 4:1 design factor.

Note
 BSP female threads and BSPT (DIN 2999) threads are available upon request.

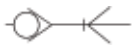
CAUTION
 Not recommended for direct connection to compressed air tools. Reliable functioning is only guaranteed in conjunction with original RECTUS plugs made of steel.

MATERIAL	
COUPLER	STANDARD
Back Body	Brass, Nickel Plated
Valve Body	Steel, Nickel Plated
Sleeve	Brass, Nickel Plated
Valve	Brass
Spring & Locking Ring	AISI 301
Locking Balls	AISI 420
Seals	NBR
Pins	AISI 420
PLUG	
Plug Profile	Steel Hardened, Zinc Plated

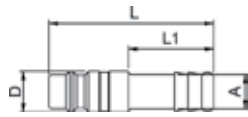
SERIES 25 KE Couplers										
Coupler Type	Connection (A)	Hex (SW)	Length (L)	Depth (D)	L1	L2	Hex1 (SW1)	B	G	Standard Design P/N
Male Thread	1/4" NPT	.94	2.44	1.18	.47					25KE AN13 BPN
	3/8" NPT	.94	2.44	1.18	.47					25KE AN17 BPN
	1/2" NPT	.94	2.64	1.18	.67					25KE AN21 BPN
Female Thread	1/4" NPSF	.94	2.32	1.18	.39					25KE IN13 BPN
	3/8" NPSF	.94	2.20	1.18	.35					25KE IN17 BPN
	1/2" NPT	.94	2.40	1.18	.47					25KE IN21 BPN
Hose Barb	1/4"	.94	3.03	1.18	.98					25KE TF06 BPN
	5/16"	.94	3.03	1.18	.98					25KE TF08 BPN
	3/8"	.94	3.03	1.18	.98					25KE TF10 BPN
	1/2"	.94	3.03	1.18	.98					25KE TF13 BPN



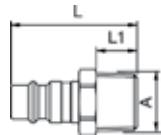
TUBING
 FITTINGS
 BALL VALVES
 FILTER, REGULATOR & LUBRICATOR
 HOSE
 COUPLERS
 BLOW GUN/ACCESS.
 TECHNICAL



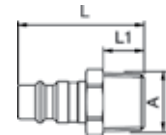
SERIES 25 SF PLUGS										
Plug Type	Connection (A)	Hex (SW)	Length (L)	Depth (D)	L1	L2	Hex1 (SW1)	B	G	Standard P/N
Hose Barb	1/8"		1.89	.47	.98					25SF TF06 SXZ
	5/16"		1.89	.47	.98					25SF TF08 SXZ
	3/8"		1.89	.47	.98					25SF TF10 SXZ
	1/2"		1.89	.59	.98					25SF TF13 SXZ
Male Thread	1/8" NPT	.55	1.29		.35					25SF AN10 SXZ
	1/4" NPT	.66	1.46		.47					25SF AN13 SXZ
	3/8" NPT	.74	1.46		.47					25SF AN17 SXZ
	1/2" NPT	.94	1.69		.67					25SF AN21 SXZ
Female Thread	1/8" NPSF	.55	1.18		.28					25SF IN10 SXZ
	1/4" NPSF	.66	1.29		.35					25SF IN13 SXZ
	3/8" NPSF	.74	1.29		.35					25SF IN17 SXZ
	1/2" NPSF	.94	1.42		.47					25SF IN21 SXZ



Hose Barb Plug



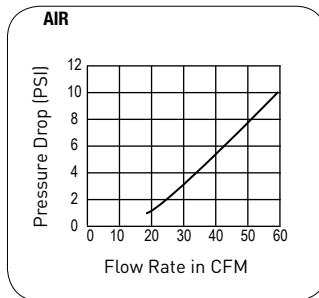
Male Thread Plug



Female Thread Plug

SERIES 26 KE - 1/4" Body - Automatic Single Shut-Off - NOMINAL PLUG BORE .29" EUROPEAN INTERCHANGE

Thermoplastic Blue Sleeve. Designed for bleeding off trapped air. Not suitable for direct connection to compressed air tools.



INTERCHANGE
RECTUS 25 CEJN 320
various German products

Working Temperature depending on medium

-4°F up to +140°F (NBR)

Working Pressure

220 psi, maximum static working pressure with 4:1 design factor.

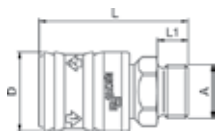
CAUTION

Not recommended for direct connection to compressed air tools. Reliable functioning is only guaranteed in conjunction with original RECTUS plugs made of steel.

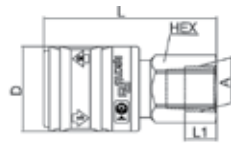
MATERIAL	
COUPLER	STANDARD
Back Body	Brass, Nickel Plated
Valve Body	Brass, Nickel Plated
Sleeve	Thermoplastic
Valve	Brass
Spring & Locking Ring	AISI 301
Locking Balls	AISI 420
Seals	NBR
Pins	AISI 420
PLUG	
Threaded	Steel Hardened Zinc Plated



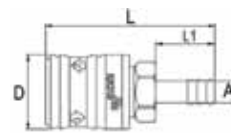
SERIES 26 KE Couplers										
Coupler Type	Connection (A)	Hex (SW)	Length (L)	Depth (D)	L1	L2	Hex1 (SW1)	B	G	Standard Design P/N
Male Thread	1/4" NPT	.86	2.16	1.22	.35					26KE AN13 MPN
	3/8" NPT	.86	2.16	1.22	.35					26KE AN17 MPN
	1/2" NPT	.94	2.28	1.22	.47					26KE AN21 MPN
Female Thread	1/4" NPSF	.86	2.24	1.22	.35					26KE IT13 MPN
	3/8" NPSF	.86	2.24	1.22	.35					26KE IT17 MPN
	1/2" NPT	.94	2.36	1.22	.47					26KE IT21 MPN
Hose Barb	1/4"	.86	2.80	1.22	.98					26KE TF06 MPN
	5/16"	.86	2.80	1.22	.98					26KE TF08 MPN
	3/8"	.86	2.80	1.22	.98					26KE TF10 MPN
	1/2"	.86	2.80	1.22	.98					26KE TF13 MPN



Male Thread Coupler



Female Thread Coupler

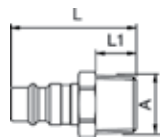


Hose Barb Coupler

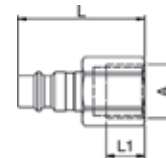
SERIES 25 (26) SF PLUGS										
Plug Type	Connection (A)	Hex (SW)	Length (L)	Depth (D)	L1	L2	Hex1 (SW1)	B	G	Standard P/N
Hose Barb	1/4"		1.89	.47	.98					25SF TF06 SXZ
	5/16"		1.89	.47	.98					25SF TF08 SXZ
	3/8"		1.89	.47	.98					25SF TF10 SXZ
	1/2"		1.89	.59	.98					25SF TF13 SXZ
Male Thread	1/8" NPT	.55	1.29		.35					25SF AN10 SXZ
	1/4" NPT	.66	1.46		.47					25SF AN13 SXZ
	3/8" NPT	.74	1.46		.47					25SF AN17 SXZ
	1/2" NPT	.94	1.69		.67					25SF AN21 SXZ
Female Thread	1/8" NPSF	.55	1.18		.28					25SF IN10 SXZ
	1/4" NPSF	.66	1.29		.35					25SF IN13 SXZ
	3/8" NPSF	.74	1.29		.35					25SF IN17 SXZ
	1/2" NPSF	.94	1.42		.47					25SF IN21 SXZ



Hose Barb Plug

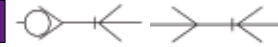


Male Thread Plug

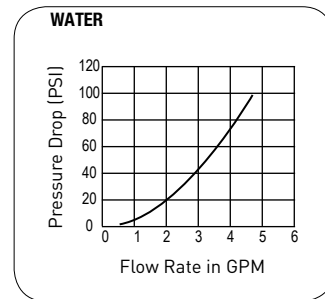
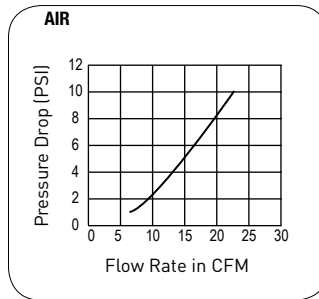


Female Thread Plug

SERIES 21 KS & 21 KR - Automatic Single Shut-Off & Automatic Straight-Thru - NOMINAL PLUG BORE .20"



Similar to the 21KA Series except with an additional safety locking system. When being disconnected, the plug must first be pushed further into the coupler before it can be disconnected. This prevents unintentional disconnection.



Working Temperature depending on medium

- 4°F up to +210°F (NBR)
- 40°F up to +250/300°F (EPDM)
- +5°F up to +400°F (FKM)
- +32°F up to +600°F (FFKM)

At a temperature below -4°F and above +300°F special seals are available.

Working Pressure

500 psi, maximum static working pressure with 4:1 design factor.

Note

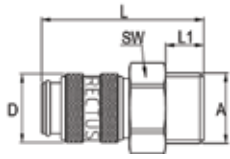
Metric male (DIN 2353) & female threads and BSP male & female threads are available upon request.

COUPLER	MATERIAL	
	STANDARD	NICKEL PLATED
Back Body	Brass	Brass, Nickel Plated
Valve Body	Brass	Brass, Nickel Plated
Sleeve	Brass	Brass, Nickel Plated
Valve	Brass	Brass
Spring & Locking Ring	AISI 301	AISI 301
Locking Balls	AISI 420	AISI 420
Seals	NBR	NBR
PLUG	Brass	Brass, Nickel Plated

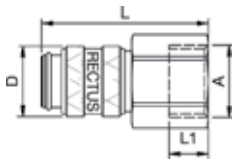
This series is also available without a valve in a Straight-Thru design.

For Straight-Thru Couplers, please change the part number from 21KS to 21KR when ordering.

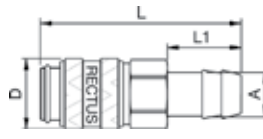
SERIES 21 KS Couplers												
Coupler Type	Connection (A)	Hex (SW)	Length (L)	Depth (D)	L1	L2	Hex1 (SW1)	B	G	Standard Design P/N	Nickel Plated P/N	
Male Thread	1/8" NPT	.55	1.49	.63	.35					21KS AN10 MPX	21KS AN10 MPN	
	1/4" NPT	.55	1.61	.63	.47					21KS AN13 MPX	21KS AN13 MPN	
	3/8" NPT	.66	1.61	.63	.47					21KS AN17 MPX	21KS AN17 MPN	
Female Thread	1/8" NPSF	.55	1.55	.63	.47					21KS IN10 MPX	21KS IN10 MPN	
	1/4" NPSF	.66	1.77	.63	.51					21KS IN13 MPX	21KS IN13 MPN	
	3/8" NPSF	.74	1.88	.63	.55					21KS IN17 MPX	21KS IN17 MPN	
Hose Barb	5/32"	.55	1.81	.63	.66					21KS TF04 MPX	21KS TF04 MPN	
	3/16"	.55	1.81	.63	.66					21KS TF05 MPX	21KS TF05 MPN	
	1/4"	.55	1.81	.63	.66					21KS TF06 MPX	21KS TF06 MPN	
	5/16"	.55	1.81	.63	.66					21KS TF08 MPX	21KS TF08 MPN	
	3/8"	.55	1.81	.63	.66					21KS TF10 MPX	21KS TF10 MPN	
Push-Lock Hose Barb	1/4" P.L.	.55	1.96	.63	.78					21KS TP06 MPX	21KS TP06 MPN	
Plastic Hose Connection	5/32" x 1/4"	.55	1.69	.63	.27	.27			M 10x1	21KS KO46 MPX	21KS KO46 MPN	
	1/4" x 5/16"	.55	1.65	.63	.27	.23			M 10x1	21KS KO08 MPX	21KS KO08 MPN	
Panel Mount, Plastic Hose Conn.	5/32" x 1/4"	.55	2.12	.63	.27	.70	.55	.15	M 10x1	21KS KS46 MPX	21KS KS46 MPN	
	1/4" x 5/16"	.66	2.12	.63	.27	.70	.66	.15	M 12x1	21KS KS08 MPX	21KS KS08 MPN	
Panel Mount Hose Barb	5/32"	.55	2.36	.63	.66	.55	.55	.15	M 10x1	21KS TS04 MPX	21KS TS04 MPN	
	3/16"	.66	2.36	.63	.66	.55	.66	.15	M 12x1	21KS TS05 MPX	21KS TS05 MPN	
	1/4"	.66	2.36	.63	.66	.55	.66	.15	M 12x1	21KS TS06 MPX	21KS TS06 MPN	
	5/16"	.66	2.36	.63	.66	.55	.66	.15	M 12x1	21KS TS08 MPX	21KS TS08 MPN	



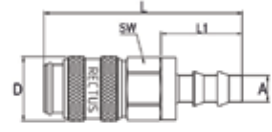
Male Thread Coupler



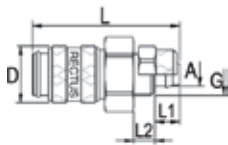
Female Thread Coupler



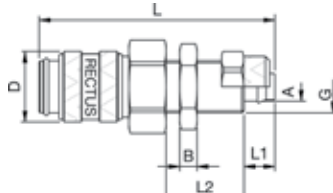
Hose Barb Coupler



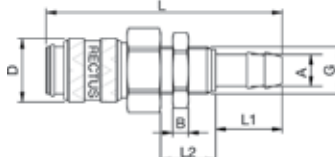
Push-Lock Hose Barb Coupler



Plastic Hose Connection

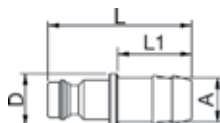


Panel Mount Plastic Hose Connect. Coupler

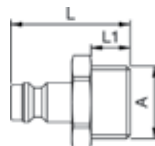


Panel Mount Hose Barb Coupler

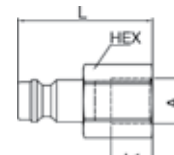
SERIES 21 SS Plugs												
Plug Type	Connection (A)	Hex (SW)	Length (L)	Depth (D)	L1	L2	Hex1 (SW1)	B	G	Standard Design P/N	Nickel Plated P/N	
Male Thread	1/8" NPT	.43	1.06		.35					21SS AN10 MXX	21SS AN10 MXN	
	1/4" NPT	.55	1.20		.47					21SS AN13 MXX	21SS AN13 MXN	
Female Thread	1/8" NPSF	.55	1.14		.35					21SS IN10 MXX	21SS IN10 MXN	
	1/4" NPSF	.66	1.33		.51					21SS IN13 MXX	21SS IN13 MXN	
Hose Barb	5/32"		1.26	.35	.66					21SS TF04 MXX	21SS TF04 MXN	
	1/4"		1.26	.35	.66					21SS TF06 MXX	21SS TF06 MXN	
	5/16"		1.26	.35	.66					21SS TF08 MXX	21SS TF08 MXN	
	3/8"		1.29	.47	.66					21SS TF10 MXX	21SS TF10 MXN	



Hose Barb Plug



Male Thread Plug

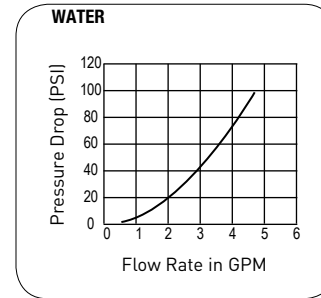
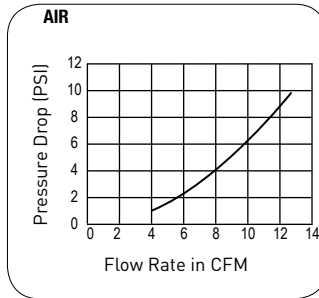


Female Thread Plug

SERIES 21 KD - Miniature - Automatic Double Shut-Off - NOMINAL PLUG BORE .20"



The coupler and the plug are both fitted with a valve. Both valves are open when the connection is made which guarantees immediate flow. To prevent leaking, the valves close when the coupler is disconnected. The special locking system, based on 21KS, prevents an unintentional disconnection.



Working Temperature depending on medium

- 4°F up to +210°F (NBR)
- 40°F up to +250/300°F (EPDM)
- +5°F up to +400°F (FKM)
- +32°F up to +600°F (FFKM)

At a temperature below -4°F and above +300°F special seals are available.

Working Pressure

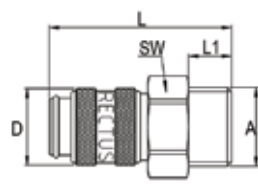
500 psi, maximum static working pressure with 4:1 design factor.

Note

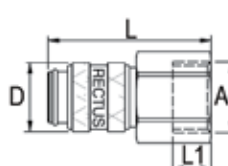
Metric male (DIN 2353) & female threads and BSP male & female threads are available upon request.

MATERIAL	
COUPLER	STANDARD
Back Body	Brass, Nickel Plated
Valve Body	Brass, Nickel Plated
Sleeve	Brass, Nickel Plated
Valve	Brass
Spring & Locking Ring	AISI 301
Locking Balls	AISI 420
Seals	NBR
PLUG	
Plug Profile	Brass, Nickel Plated
Back Body	Brass, Nickel Plated
Valve	Brass
Spring	AISI 301
Seal	NBR

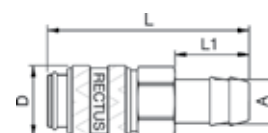
SERIES 21 KD Couplers										
Coupler Type	Connection (A)	Hex (SW)	Length (L)	Depth (D)	L1	L2	Hex1 (SW1)	B	G	Standard Design P/N
Male Thread	1/8" NPT	.55	1.49	.63	.35					21KD AN10 MPN
	1/4" NPT	.55	1.61	.63	.47					21KD AN13 MPN
	3/8" NPT	.66	1.61	.63	.47					21KD AN17 MPN
Female Thread	1/8" NPSF	.55	1.55	.63	.47					21KD IN10 MPN
	1/4" NPSF	.66	1.77	.63	.51					21KD IN13 MPN
	3/8" NPSF	.74	1.88	.63	.55					21KD IN17 MPN
Hose Barb	1/4"	.55	1.81	.63	.66					21KD TF06 MPN
	5/16"	.55	1.81	.63	.66					21KD TF08 MPN
	3/8"	.55	1.81	.63	.66					21KD TF10 MPN



Male Thread Coupler

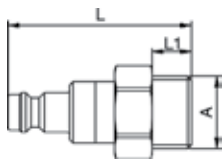


Female Thread Coupler

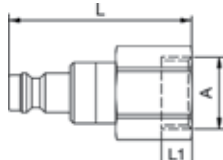


Hose Barb Coupler

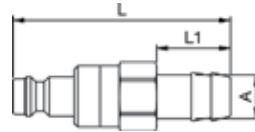
SERIES 21 SD Valved Plugs										
Plug Type	Connection (A)	Hex (SW)	Length (L)	Depth (D)	L1	L2	Hex1 (SW1)	B	G	Standard Design P/N
Male Thread	1/8" NPT	.55	1.65		.35					21SD AN10 MPN
	1/4" NPT	.55	1.77		.47					21SD AN13 MPN
	3/8" NPT	.66	1.77		.47					21SD AN17 MPN
Female Thread	1/8" NPSF	.55	1.71		.39					21SD IN10 MPN
	1/4" NPSF	.66	1.96		.51					21SD IN13 MPN
	3/8" NPSF	.74	2.04		.55					21SD IN17 MPN
Hose Barb	1/4"	.55	1.86		.66					21SD TF06 MPN
	5/16"	.55	1.86		.66					21SD TF08 MPN
	3/8"	.55	1.86		.66					21SD TF10 MPN



Male Thread Plug



Female Thread Plug

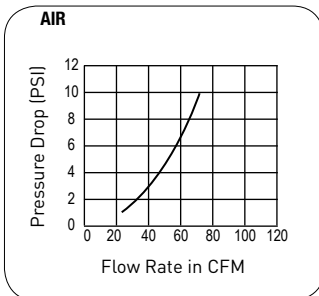


Hose Barb Plug

SERIES 25 KS - 1/4" Body - Automatic Single Shut-Off - NOMINAL PLUG BORE .20"



Similar to the 25KA Series except with an additional safety locking system. When being disconnected, the plug must first be pushed further into the coupler before it can be disconnected. This prevents unintentional disconnection.



MATERIAL			
COUPLER	STANDARD	BRASS	NICKEL PLATED
Back Body	Brass	Brass	Brass, Nickel Plated
Valve Body	Steel, Nickel Plated	Brass	Brass, Nickel Plated
Sleeve	Steel, Hardened Nickel Plated	Brass	Brass, Nickel Plated
Valve	Brass	Brass	Brass
Spring & Locking Ring	AISI 301	AISI 301	AISI 301
Locking Balls	AISI 420	AISI 420	AISI 420
Seals	NBR	NBR	NBR
Distance Sleeve	Brass	Brass	Brass
Spring Plate	Brass	Brass	Brass
PLUG	Steel, Hardened Nickel Plated	Brass	Brass, Zinc Plated

Working Temperature depending on medium

- 4°F up to +210°F (NBR)
- 40°F up to +250/300°F (EPDM)
- +5°F up to +400°F (FKM)
- 32°F up to +600°F (FFKM)

At a temperature below -4°F and above +300°F special seals are available.

Working Pressure

Brass - 500 maximum static working pressure with 4:1 design factor.

With Steel body and Steel Valve - 1015 maximum static working pressure with 4:1 design factor.

Note

BSP male and female & BSPT (DIN 2999) threads are available upon request.

TUBING

FITTINGS

BALL VALVES

FILTER, REGULATOR & LUBRICATOR

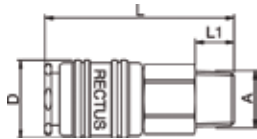
HOSE

COUPLERS

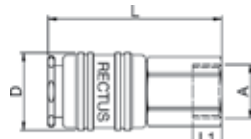
BLOW GUN/ACCESS.

TECHNICAL

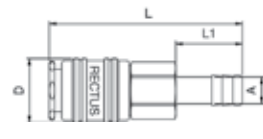
SERIES 25 KS Couplers												
Coupler Type	Connection (A)	Hex (SW)	Length (L)	Depth (D)	L1	L2	Hex1 (SW1)	B	G	Standard Design P/N	Brass P/N	Nickel Plated 303 P/N
Male Thread	1/4" NPT	.74	2.36	.90	.47					25KS AN13 SPN	25KS AN13 BPX	-
	3/8" NPT	.74	2.36	.90	.47					25KS AN17 SPN	-	25KS AN17 BPN
	1/2" NPT	.86	2.40	.90	.66					25KS AN21 SPN	-	-
Female Thread	1/4" NPSF	.74	2.30	.90	.51					25KS IN13 SPN	-	-
	3/8" NPSF	.74	2.55	.90	.55					25KS IN17 SPN	-	-
	1/2" NPSF	.94	2.67	.90	.72					25KS IN21 SPN	-	-
Hose Barb	1/4"	.74	2.91	.90	.98					25KS TF06 SPN	-	-
	5/16"	.74	2.91	.90	.98					25KS TF08 SPN	-	-
	3/8"	.74	2.91	.90	.98					25KS TF10 SPN	-	-
	1/2"	.74	2.91	.90	.98					25KS TF13 SPN	-	-



Male Thread Coupler

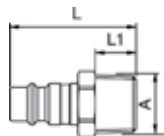


Female Thread Coupler

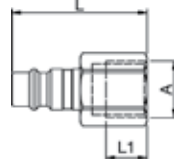


Hose Barb Coupler

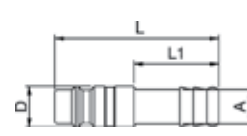
SERIES 25 SS Plugs												
Plug Type	Connection (A)	Hex (SW)	Length (L)	Depth (D)	L1	L2	Hex1 (SW1)	B	G	Standard Design P/N	Brass P/N	Brass, Nickel Plated P/N
Male Thread	1/8" NPT	.51	1.29		.35					25SS AN10 SXZ	-	-
	1/4" NPT	.55	1.45		.47					25SS AN13 SXZ	25SS AN13 MXX	25SS AN13 MXN
	3/8" NPT	.66	1.45		.47					25SS AN17 SXZ	-	-
	1/2" NPT	.86	1.69		.66					25SS AN21 SXZ	-	25SS AN21 MXN
Female Thread	1/8" NPSF	.51	1.29		.35					25SS IN10 SXZ	-	-
	1/4" NPSF	.55	1.45		.47					25SS IN13 SXZ	25SS IN13 MXX	25SS IN13 MXN
	3/8" NPSF	.66	1.45		.47					25SS IN17 SXZ	-	-
	1/2" NPSF	.86	1.69		.66					25SS IN21 SXZ	-	25SS IN21 MXN
Hose Barb	1/4"		1.59	.47	.98					25SS TF06 SXZ	-	-
	5/16"		1.59	.47	.98					25SS TF08 SXZ	-	25SS TF08 MXN
	3/8"		1.59	.47	.98					25SS TF10 SXZ	-	25SS TF10 MXN
	1/2"		1.59	.47	.98					25SS TF13 SXZ	-	-



Male Thread Plug



Female Thread Plug

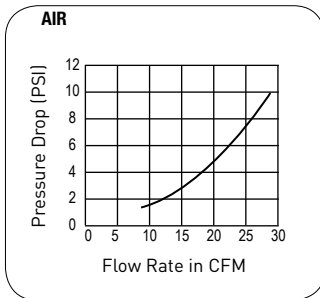


Hose Barb Plug

SERIES 25 KD - 1/4" Body - Automatic Double Shut-Off - NOMINAL PLUG BORE .20"



The coupler and the plug are both fitted with a valve. Both valves are open when the connection is made which guarantees immediate flow. To prevent leaking, the valves close when the coupler is disconnected. The special locking system, based on 25KS, prevents an unintentional disconnection.



MATERIAL	
COUPLER	STANDARD
Back Body	Brass, Nickel Plated
Valve Body	Brass, Nickel Plated
Sleeve	Brass, Nickel Plated
Valve	Brass
Spring & Locking Ring	AISI 301
Locking Balls	AISI 420
Seals	NBR
PLUG	
Plug Profile	Brass, Nickel Plated
Back Body	Brass, Nickel Plated
Valve	Brass
Spring	AISI 420
Seal	NBR

Working Temperature depending on medium

- 4°F up to +210°F (NBR)
- 40°F up to +250/300°F (EPDM)
- +5°F up to +400°F (FKM)
- 32°F up to +600°F (FFKM)

At a temperature below -4°F and above +300°F special seals are available.

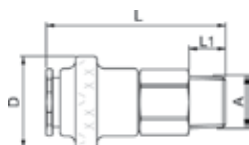
Working Pressure

500 maximum static working pressure with 4:1 design factor.

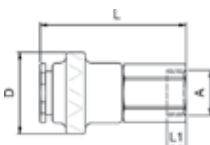
Note

BSP male and female & BSPT (DIN 2999) threads are available upon request.

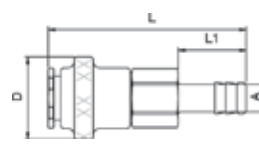
SERIES 25 KD Couplers										
Coupler Type	Connection (A)	Hex (SW)	Length (L)	Depth (D)	L1	L2	Hex1 (SW1)	B	G	Standard Design P/N
Male Thread	1/4" NPT	.74	2.36	.90	.47					25KD AN13 BPN
	3/8" NPT	.74	2.36	.90	.47					25KD AN17 BPN
	1/2" NPT	.86	2.40	.90	.66					25KD AN21 BPN
Female Thread	1/4" NPSF	.74	2.30	.90	.51					25KD IN13 BPN
	3/8" NPSF	.74	2.55	.90	.55					25KD IN17 BPN
	1/2" NPSF	.94	2.67	.90	.72					25KD IN21 BPN
Hose Barb	1/4"	.74	2.91	.90	.98					25KD TF06 BPN
	5/16"	.74	2.91	.90	.98					25KD TF08 BPN
	3/8"	.74	2.91	.90	.98					25KD TF10 BPN
	1/2"	.74	2.91	.90	.98					25KD TF13 BPN



Male Thread Coupler



Female Thread Coupler



Hose Barb Coupler

TUBING
FITTINGS
BALL VALVES
FILTER, REGULATOR & LUBRICATOR
HOSE
COUPLERS
BLOW GUN/ACCESS.
TECHNICAL

TUBING

FITTINGS

BALL VALVES

FILTER, REGULATOR & LUBRICATOR

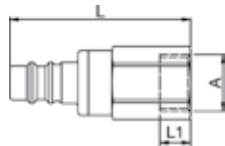
HOSE

COUPLERS

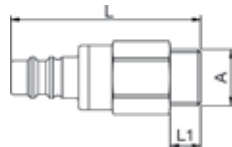
BLOW GUN/ACCESS.

TECHNICAL

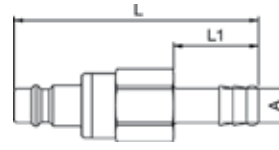
SERIES 25 SD Valved Plugs										
Plug Type	Connection (A)	Hex (SW)	Length (L)	Depth (D)	L1	L2	Hex1 (SW1)	B	G	Standard Design P/N
Male Thread	1/4" NPT	.86	1.81		.47					25SD AN13 MPN
	3/8" NPT	.86	1.83		.47					25SD AN17 MPN
	1/2" NPT	.86	2.00		.66					25SD AN21 MPN
Female Thread	1/4" NPSF	.86	1.92		.62					25SD IN13 MPN
	3/8" NPSF	.86	2.06		.55					25SD IN17 MPN
	1/2" NPSF	.94	2.24		.72					25SD IN21 MPN
Hose Barb	1/4"	.82	2.36		.98					25SD TF06 MPN
	5/16"	.82	2.36		.98					25SD TF08 MPN
	3/8"	.82	2.36		.98					25SD TF10 MPN
	1/2"	.82	2.36		.98					25SD TF13 MPN



Male Thread Plug




Female Thread Plug




Hose Barb Plug

RECTUKEY (Keyed Couplers)

RECTUKEY



Series 21 KA, KB & KF
F-101

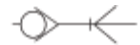


Series 25 KA, KB & KF
F-104

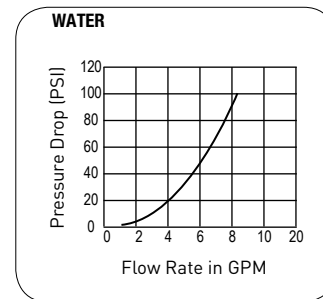
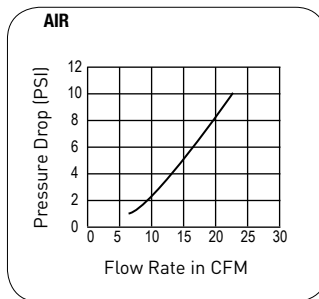
Coming Soon....
Thermoplastic Design
Please check with Customer
Service for details.

SERIES 21 KA & 21 KF RectuKey - 1/4" Body - Automatic Single Shut-Off & Automatic Straight -Thru - NOMINAL PLUG BORE .20"

SERIES 21 KB - Double Shut-Off



The 21 RectuKey Series provides an excellent solution for the connecting of different media without the inherent danger of making the wrong connection. Four standard codes with matching colors for the coupling and the respective plugs make sure there is no mix-up of the media when connecting.



Working Temperature depending on medium

+25°F up to +572°F (NBR)
 -4°C up to +300°C

Working Pressure

500 psi, maximum static working pressure with 4:1 design factor.

Note

Metric male (DIN 2353) & female threads and BSP male & female threads are available upon request.

CAUTION

Cannot be interconnected with the standard 21 Series.

MATERIAL		
COUPLER	STANDARD	NICKEL PLATED
Back Body	Brass	Brass, Nickel Plated
Valve Body	Brass	Brass, Nickel Plated
Sleeve	Aluminium anodized	Aluminium anodized
Valve	Brass	Brass
Spring & Locking Ring	Stainless Steel, AISI 301	AISI 301
Locking Balls	Stainless Steel, AISI 420	AISI 420
Seals	NBR	NBR
PLUG	Brass with anodized aluminium designation	Brass, Nickel Plated with anodized aluminium designation

TUBING

FITTINGS

BALL VALVES

FILTER, REGULATOR & LUBRICATOR

HOSE

COUPLERS

BLOW GUN/ACCESS.

TECHNICAL

Series 21 KA Standard Couplers (COLOR CODED) **STANDARD**

Coupler Type	Connection (A)	Hex (SW)	Length (L)	Depth (D)	L1	L2	Hex1 (SW1)	B	G	Green P/N	Brown P/N	Blue P/N	Red P/N
Male Thread	1/8" NPT	.55	1.92	.63	.35					21KA AN10 MPX0	21KA AN10 MPX3	21KA AN10 MPX6	21KA AN10 MPX8
	1/4" NPT	.55	1.96	.63	.47					21KA AN13 MPX0	21KA AN13 MPX3	21KA AN13 MPX6	21KA AN13 MPX8
Female Thread	1/8" NPSF	.55	1.98	.63	.39					21KA IN10 MPX0	21KA IN10 MPX3	21KA IN10 MPX6	21KA IN10 MPX8
	1/4" NPSF	.66	2.16	.63	.51					21KA IN13 MPX0	21KA IN13 MPX3	21KA IN13 MPX6	21KA IN13 MPX8
Hose Barb	5/32"	.55	2.71	.63	.66					21KA TF04 MPX0	21KA TF04 MPX3	21KA TF04 MPX6	21KA TF04 MPX8
	1/4"	.55	2.71	.63	.66					21KA TF06 MPX0	21KA TF06 MPX3	21KA TF06 MPX6	21KA TF06 MPX8
	5/16"	.55	2.71	.63	.66					21KA TF08 MPX0	21KA TF08 MPX3	21KA TF08 MPX6	21KA TF08 MPX8
	3/8"	.55	2.71	.63	.66					21KA TF10 MPX0	21KA TF10 MPX3	21KA TF10 MPX6	21KA TF10 MPX8
Plastic Hose Connection	5/32" x 1/4"	.55	2.08	.63	.27	.23			M 12x1	21KA KO08 MPX0	21KA KO08 MPX3	21KA KO08 MPX6	21KA KO08 MPX8
	1/4" x 5/16"	.55	2.08	.63	.27	.23			M 10x1	21KA KO10 MPX0	21KA KO10 MPX3	21KA KO10 MPX6	21KA KO10 MPX8
Panel Mount Hose Barb	5/32"	.55	2.71	.63	.55	.66	.55	.15	M 10x1	21KA TS04 MPX0	21KA TS04 MPX3	21KA TS04 MPX6	21KA TS04 MPX8
	3/16"	.55	2.71	.63	.55	.66	.55	.15	M 12x1	21KA TS05 MPX0	21KA TS05 MPX3	21KA TS05 MPX6	21KA TS05 MPX8
	1/4"	.55	2.71	.63	.55	.66	.55	.15	M 12x1	21KA TS06 MPX0	21KA TS06 MPX3	21KA TS06 MPX6	21KA TS06 MPX8
	5/16"	.55	2.71	.63	.55	.66	.55	.15	M 12x1	21KA TS08 MPX0	21KA TS08 MPX3	21KA TS08 MPX6	21KA TS08 MPX8

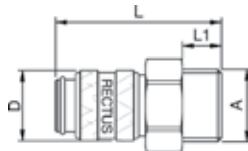
Series 21 KA Nickel Plated Couplers (COLOR CODED) **NICKEL**

Coupler Type	Connection (A)	Hex (SW)	Length (L)	Depth (D)	L1	L2	Hex1 (SW1)	B	G	Green P/N	Brown P/N	Blue P/N	Red P/N
Male Thread	1/8" NPT	.55	1.92	.63	.35					21KA AN10 MPN0	21KA AN10 MPN3	21KA AN10 MPN6	21KA AN10 MPN8
	1/4" NPT	.55	1.96	.63	.47					21KA AN13 MPN0	21KA AN13 MPN3	21KA AN13 MPN6	21KA AN13 MPN8
Female Thread	1/8" NPSF	.55	1.98	.63	.39					21KA IN10 MPN0	21KA IN10 MPN3	21KA IN10 MPN6	21KA IN10 MPN8
	1/4" NPSF	.66	2.16	.63	.51					21KA IN13 MPN0	21KA IN13 MPN3	21KA IN13 MPN6	21KA IN13 MPN8
Hose Barb	5/32"	.55	2.71	.63	.66					21KA TF04 MPN0	21KA TF04 MPN3	21KA TF04 MPN6	21KA TF04 MPN8
	1/4"	.55	2.71	.63	.66					21KA TF06 MPN0	21KA TF06 MPN3	21KA TF06 MPN6	21KA TF06 MPN8
	5/16"	.55	2.71	.63	.66					21KA TF08 MPN0	21KA TF08 MPN3	21KA TF08 MPN6	21KA TF08 MPN8
	3/8"	.55	2.71	.63	.66					21KA TF10 MPN0	21KA TF10 MPN3	21KA TF10 MPN6	21KA TF10 MPN8
Plastic Hose Connection	5/32" x 1/4"	.55	2.08	.63	.27	.23			M 12x1	21KA KO08 MPN0	21KA KO08 MPN3	21KA KO08 MPN6	21KA KO08 MPN8
	1/4" x 5/16"	.55	2.08	.63	.27	.23			M 10x1	21KA KO10 MPN0	21KA KO10 MPN3	21KA KO10 MPN6	21KA KO10 MPN8
Panel Mount Hose Barb	5/32"	.55	2.71	.63	.55	.66	.55	.15	M 10x1	21KA TS04 MPN0	21KA TS04 MPN3	21KA TS04 MPN6	21KA TS04 MPN8
	3/16"	.55	2.71	.63	.55	.66	.55	.15	M 12x1	21KA TS05 MPN0	21KA TS05 MPN3	21KA TS05 MPN6	21KA TS05 MPN8
	1/4"	.55	2.71	.63	.55	.66	.55	.15	M 12x1	21KA TS06 MPN0	21KA TS06 MPN3	21KA TS06 MPN6	21KA TS06 MPN8
	5/16"	.55	2.71	.63	.55	.66	.55	.15	M 12x1	21KA TS08 MPN0	21KA TS08 MPN3	21KA TS08 MPN6	21KA TS08 MPN8

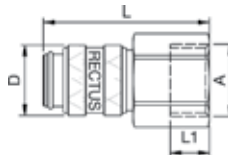
This series is also available without a valve in a **Straight -Thru design and a Double Shut-Off design.**

For Straight -Thru Couplers, please change the part number from 21KA to 21KF when ordering.

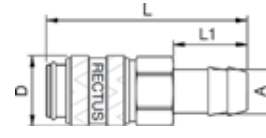
For Double Shut-Off Couplers, please change the part number from 21KA to 21KB when ordering.



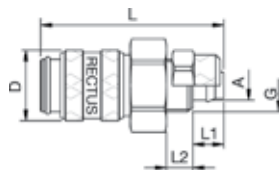
Male Thread Coupler



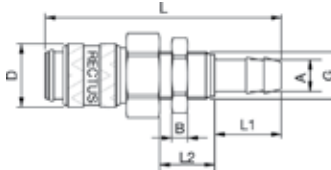
Female Thread Coupler



Hose Barb Coupler



Plastic Hose Connect. Coupler



Panel Mount Hose Barb Coupler

Series 21 SF Standard Plugs (COLOR CODED)

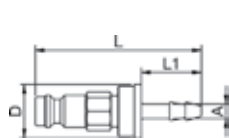
STANDARD

Plug Type	Connection (A)	Hex (SW)	Length (L)	Depth (D)	L1	L2	Hex1 (SW1)	B	G	Green	Brown	Blue	Red
										P/N	P/N	P/N	P/N
Hose Barb	5/32"		1.85	.59	.66					21SF TF04 MXX0	21SF TF04 MXX3	21SF TF04 MXX6	21SF TF04 MXX8
	1/4"		1.85	.59	.66					21SF TF06 MXX0	21SF TF06 MXX3	21SF TF06 MXX6	21SF TF06 MXX8
Plastic Hose Connection	5/32" x 1/4"		1.69	.59	.27	.23			M 10x1	21SF K046 MXX0	21SF K046 MXX3	21SF K046 MXX6	21SF K046 MXX8
	1/4" x 5/16"		1.69	.59	.27	.23			M 12x1	21SF K008 MXX0	21SF K008 MXX3	21SF K008 MXX6	21SF K008 MXX8
Panel Mount, Hose Barb	5/32"	.66	2.48		.66	.55	.55	.15	M 10x1	21SF TS04 MXX0	21SF TS04 MXX3	21SF TS04 MXX6	21SF TS04 MXX8
	1/4"	.66	2.48		.66	.55	.66	.15	M 12x1	21SF TS06 MXX0	21SF TS06 MXX3	21SF TS06 MXX6	21SF TS06 MXX8
Male Thread	1/8" NPT	.66	1.63		.35					21SF AN10 MXX0	21SF AN10 MXX3	21SF AN10 MXX6	21SF AN10 MXX8
	1/4" NPT	.66	1.75		.47					21SF AN13 MXX0	21SF AN13 MXX3	21SF AN13 MXX6	21SF AN13 MXX8
Female Thread	1/8" NPSF	.66	1.49		.35					21SF IN10 MXX0	21SF IN10 MXX3	21SF IN10 MXX6	21SF IN10 MXX8
	1/4" NPSF	.66	1.88		.51					21SF IN13 MXX0	21SF IN13 MXX3	21SF IN13 MXX6	21SF IN13 MXX8

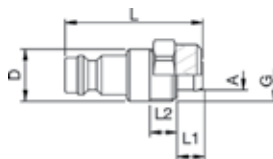
Series 21 SF Nickel Plated Plugs (COLOR CODED)

NICKEL

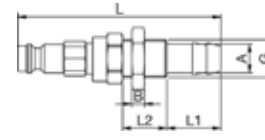
Plug Type	Connection (A)	Hex (SW)	Length (L)	Depth (D)	L1	L2	Hex1 (SW1)	B	G	Green	Brown	Blue	Red
										P/N	P/N	P/N	P/N
Hose Barb	5/32"		1.85	.59	.66					21SF TF04 MXN0	21SF TF04 MXN3	21SF TF04 MXN6	21SF TF04 MXN8
	1/4"		1.85	.59	.66					21SF TF06 MXN0	21SF TF06 MXN3	21SF TF06 MXN6	21SF TF06 MXN8
Plastic Hose Connection	5/32" x 1/4"		1.69	.59	.27	.23			M 10x1	21SF K046 MXN0	21SF K046 MXN3	21SF K046 MXN6	21SF K046 MXN8
	1/4" x 5/16"		1.69	.59	.27	.23			M 12x1	21SF K008 MXN0	21SF K008 MXN3	21SF K008 MXN6	21SF K008 MXN8
Panel Mount, Hose Barb	5/32"	.66	2.48		.66	.55	.55	.15	M 10x1	21SF TS04 MXN0	21SF TS04 MXN3	21SF TS04 MXN6	21SF TS04 MXN8
	1/4"	.66	2.48		.66	.55	.66	.15	M 12x1	21SF TS06 MXN0	21SF TS06 MXN3	21SF TS06 MXN6	21SF TS06 MXN8
Male Thread	1/8" NPT	.66	1.63		.35					21SF AN10 MXN0	21SF AN10 MXN3	21SF AN10 MXN6	21SF AN10 MXN8
	1/4" NPT	.66	1.75		.47					21SF AN13 MXN0	21SF AN13 MXN3	21SF AN13 MXN6	21SF AN13 MXN8
Female Thread	1/8" NPSF	.66	1.49		.35					21SF IN10 MXN0	21SF IN10 MXN3	21SF IN10 MXN6	21SF IN10 MXN8
	1/4" NPSF	.66	1.88		.51					21SF IN13 MXN0	21SF IN13 MXN3	21SF IN13 MXN6	21SF IN13 MXN8



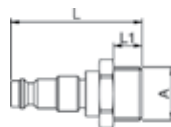
Hose Barb Plug



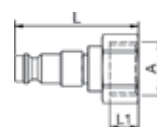
Plastic Hose Connection Plug



Panel Mount Hose Barb Plug



Male Thread Plug

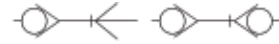


Female Thread Plug

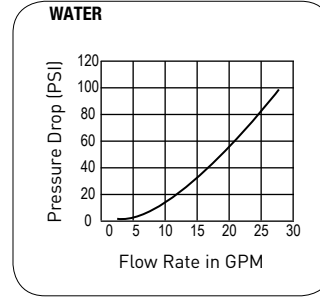
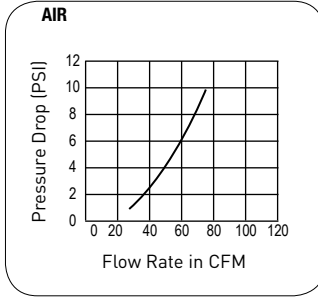
RECTUKEY COUPLER

TUBING

SERIES 25 KA & KF RectuKey - 1/4" Body - Automatic Single Shut-Off & Straight -Thru - NOMINAL PLUG BORE .31"
SERIES 25 KB - Double Shut-Off



FITTINGS



BALL VALVES

Working Temperature depending on medium
 -4°F up to +300°F (NBR)

Working Pressure

500 psi, maximum static working pressure with 4:1 design factor.

Note

BSP male & female threads are available upon request.

CAUTION

Cannot be interconnected with the standard 25 Series.

FILTER, REGULATOR & LUBRICATOR

COUPLER	MATERIAL	
	STANDARD	NICKEL PLATED
Back Body	Brass	Brass, Nickel Plated
Valve Body	Brass	Brass, Nickel Plated
Sleeve	Aluminium, anodized	Aluminium, anodized
Valve	Zinc Die-Casting, Nickel Plated	Zinc Die-Casting, Nickel Plated
Spring & Locking Ring	AISI 301	AISI 301
Locking Balls	AISI 420	AISI 420
Seals	NBR	NBR
PLUG	Brass w/anodized aluminium designation	Brass, Nickel plated w/anodized aluminium designation

HOSE

COUPLERS

BLOW GUN/ACCESS.

TECHNICAL

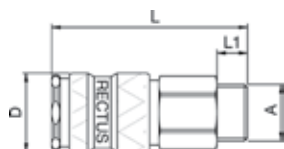
Series 25 KA Standard Couplers (COLOR CODED)											STANDARD			
											○	△	⬡	⬢
Coupler Type	Connection (A)	Hex (SW)	Length (L)	Depth (D)	L1	L2	Hex1 (SW1)	B	G	Green P/N	Brown P/N	Blue P/N	Red P/N	
Male Thread	1/4" NPT	.74	2.30	.90	.47					25KA AN13 BPX0	25KA AN13 BPX3	25KA AN13 BPX6	25KA AN13 BPX8	
	3/8" NPT	.74	2.30	.90	.47					25KA AN17 BPX0	25KA AN17 BPX3	25KA AN17 BPX6	25KA AN17 BPX8	
	1/2" NPT	.86	2.40	.90	.66					25KA AN21 BPX0	25KA AN21 BPX3	25KA AN21 BPX6	25KA AN21 BPX8	
Female Thread	1/4" NPSF	.74	2.30	.90	.51					25KA IN13 BPX0	25KA IN13 BPX3	25KA IN13 BPX6	25KA IN13 BPX8	
	3/8" NPSF	.74	2.55	.90	.55					25KA IN17 BPX0	25KA IN17 BPX3	25KA IN17 BPX6	25KA IN17 BPX8	
	1/2" NPSF	.94	2.67	.90	.72					25KA IN21 BPX0	25KA IN21 BPX3	25KA IN21 BPX6	25KA IN21 BPX8	
Hose Barb	1/4"	.74	2.91	.90	.98					25KA TF06 BPX0	25KA TF06 BPX3	25KA TF06 BPX6	25KA TF06 BPX8	
	3/8"	.74	2.91	.90	.98					25KA TF10 BPX0	25KA TF10 BPX3	25KA TF10 BPX6	25KA TF10 BPX8	
	1/2"	.74	2.91	.90	.98					25KA TF13 BPX0	25KA TF13 BPX3	25KA TF13 BPX6	25KA TF13 BPX8	
Plastic Hose Connection	1/4" x 5/16"	.74	2.40	.90	.27	.23			M 12x1	25KA K008 BPX0	25KA K008 BPX3	25KA K008 BPX6	25KA K008 BPX8	
	5/16" x .393"	.74	2.55	.90	.35	.31			M 16x1	25KA K010 BPX0	25KA K010 BPX3	25KA K010 BPX6	25KA K010 BPX8	
	3/8" x .455"	.74	2.55	.90	.35	.31			M 16x1	25KA K012 BPX0	25KA K012 BPX3	25KA K012 BPX6	25KA K012 BPX8	

Series 25 KA Nickel Plated Couplers (COLOR CODED)											NICKEL			
											○	△	⬡	⬢
Coupler Type	Connection (A)	Hex (SW)	Length (L)	Depth (D)	L1	L2	Hex1 (SW1)	B	G	Green P/N	Brown P/N	Blue P/N	Red P/N	
Male Thread	1/4" NPT	.74	2.30	.90	.47					25KA AN13 BPN0	25KA AN13 BPN3	25KA AN13 BPN6	25KA AN13 BPN8	
	3/8" NPT	.74	2.30	.90	.47					25KA AN17 BPN0	25KA AN17 BPN3	25KA AN17 BPN6	25KA AN17 BPN8	
	1/2" NPT	.86	2.40	.90	.66					25KA AN21 BPN0	25KA AN21 BPN3	25KA AN21 BPN6	25KA AN21 BPN8	
Female Thread	1/4" NPSF	.74	2.30	.90	.51					25KA IN13 BPN0	25KA IN13 BPN3	25KA IN13 BPN6	25KA IN13 BPN8	
	3/8" NPSF	.74	2.55	.90	.55					25KA IN17 BPN0	25KA IN17 BPN3	25KA IN17 BPN6	25KA IN17 BPN8	
	1/2" NPSF	.94	2.67	.90	.72					25KA IN21 BPN0	25KA IN21 BPN3	25KA IN21 BPN6	25KA IN21 BPN8	
Hose Barb	1/4"	.74	2.91	.90	.98					25KA TF06 BPN0	25KA TF06 BPN3	25KA TF06 BPN6	25KA TF06 BPN8	
	3/8"	.74	2.91	.90	.98					25KA TF10 BPN0	25KA TF10 BPN3	25KA TF10 BPN6	25KA TF10 BPN8	
	1/2"	.74	2.91	.90	.98					25KA TF13 BPN0	25KA TF13 BPN3	25KA TF13 BPN6	25KA TF13 BPN8	
Plastic Hose Connection	1/4" x 5/16"	.74	2.40	.90	.27	.23			M 12x1	25KA K008 BPN0	25KA K008 BPN3	25KA K008 BPN6	25KA K008 BPN8	
	5/16" x .393"	.74	2.55	.90	.35	.31			M 16x1	25KA K010 BPN0	25KA K010 BPN3	25KA K010 BPN6	25KA K010 BPN8	
	3/8" x .455"	.74	2.55	.90	.35	.31			M 16x1	25KA K012 BPN0	25KA K012 BPN3	25KA K012 BPN6	25KA K012 BPN8	

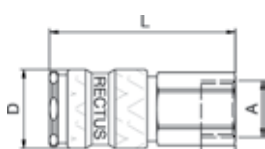
This series is also available without a valve in a **Straight -Thru design and a Double Shut-Off design.**

For Straight -Thru Couplers, please change the part number from 25KA to 25KF when ordering.

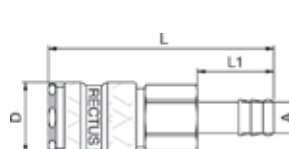
For Double Shut-Off Couplers, please change the part number from 25KA to 25KB when ordering.



Male Thread Coupler



Female Thread Coupler



Hose Barb Coupler



Plastic Hose Connection Coupler

TUBING

FITTINGS

BALL VALVES

FILTER, REGULATOR & LUBRICATOR

HOSE

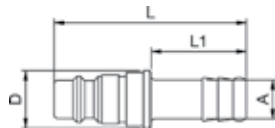
COUPLERS

BLOW GUN/ACCESS.

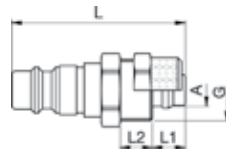
TECHNICAL

Series 26 (25) SF Standard Plugs (COLOR CODED)											STANDARD			
Plug Type	Connection (A)	Hex (SW)	Length (L)	Depth (D)	L1	L2	Hex1 (SW1)	B	G	Green P/N	Brown P/N	Blue P/N	Red P/N	
Hose Barb	1/4"		1.98	.59	.98					26SF TF06 MXX0	26SF TF06 MXX3	26SF TF06 MXX6	26SF TF06 MXX8	
	3/8"		1.98	.59	.98					26SF TF10 MXX0	26SF TF10 MXX3	26SF TF10 MXX6	26SF TF10 MXX8	
	1/2"		1.98	.59	.98					26SF TF13 MXX0	26SF TF13 MXX3	26SF TF13 MXX6	26SF TF13 MXX8	
Plastic Hose Connection	1/4" x 5/16"		1.71	.59	.27	.23			M 12x1	26SF KO08 MXX0	26SF KO08 MXX3	26SF KO08 MXX6	26SF KO08 MXX8	
	5/16" x .393"	.66	1.79		.33	.33			M 16x1	26SF KO10 MXX0	26SF KO10 MXX3	26SF KO10 MXX6	26SF KO10 MXX8	
Panel Mount, Hose Barb	1/4"	.66	2.36		.66	.55	.66	.15	M 12x1	26SF TS06 MXX0	26SF TS06 MXX3	26SF TS06 MXX6	26SF TS06 MXX8	
	3/8"	.66	2.36		.66	.55	.66	.15	M 14x1	26SF TS10 MXX0	26SF TS10 MXX3	26SF TS10 MXX6	26SF TS10 MXX8	
	1/2"	.74	2.67		.66	.55	.74	.15	M 16x1	26SF TS13 MXX0	26SF TS13 MXX3	26SF TS13 MXX6	26SF TS13 MXX8	
Male Thread	1/4" NPT	.66	1.55		.47					26SF AN13 MXX0	26SF AN13 MXX3	26SF AN13 MXX6	26SF AN13 MXX8	
	3/8" NPT	.66	1.61		.47					26SF AN17 MXX0	26SF AN17 MXX3	26SF AN17 MXX6	26SF AN17 MXX8	
Female Thread	1/4" NPSF	.66	1.71		.51					26SF IN13 MXX0	26SF IN13 MXX3	26SF IN13 MXX6	26SF IN13 MXX8	
	3/8" NPSF	.74	1.77		.55					26SF IN17 MXX0	26SF IN17 MXX3	26SF IN17 MXX6	26SF IN17 MXX8	

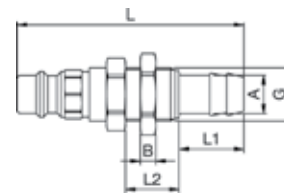
Series 26 (25) SF Nickel Plated Plugs (COLOR CODED)											NICKEL			
Plug Type	Connection (A)	Hex (SW)	Length (L)	Depth (D)	L1	L2	Hex1 (SW1)	B	G	Green P/N	Brown P/N	Blue P/N	Red P/N	
Hose Barb	1/4"		1.98	.59	.98					26SF TF06 MXN0	26SF TF06 MXN3	26SF TF06 MXN6	26SF TF06 MXN8	
	3/8"		1.98	.59	.98					26SF TF10 MXN0	26SF TF10 MXN3	26SF TF10 MXN6	26SF TF10 MXN8	
	1/2"		1.98	.59	.98					26SF TF13 MXN0	26SF TF13 MXN3	26SF TF13 MXN6	26SF TF13 MXN8	
Plastic Hose Connection	1/4" x 5/16"		1.71	.59	.27	.23			M 12x1	26SF KO08 MXN0	26SF KO08 MXN3	26SF KO08 MXN6	26SF KO08 MXN8	
	5/16" x .393"	.66	1.79		.33	.33			M 16x1	26SF KO10 MXN0	26SF KO10 MXN3	26SF KO10 MXN6	26SF KO10 MXN8	
Panel Mount, Hose Barb	1/4"	.66	2.36		.66	.55	.66	.15	M 12x1	26SF TS06 MXN0	26SF TS06 MXN3	26SF TS06 MXN6	26SF TS06 MXN8	
	3/8"	.66	2.36		.66	.55	.66	.15	M 14x1	26SF TS10 MXN0	26SF TS10 MXN3	26SF TS10 MXN6	26SF TS10 MXN8	
	1/2"	.74	2.67		.66	.55	.74	.15	M 16x1	26SF TS13 MXN0	26SF TS13 MXN3	26SF TS13 MXN6	26SF TS13 MXN8	
Male Thread	1/4" NPT	.66	1.55		.47					26SF AN13 MXN0	26SF AN13 MXN3	26SF AN13 MXN6	26SF AN13 MXN8	
	3/8" NPT	.66	1.61		.47					26SF AN17 MXN0	26SF AN17 MXN3	26SF AN17 MXN6	26SF AN17 MXN8	
Female Thread	1/4" NPSF	.66	1.71		.51					26SF IN13 MXN0	26SF IN13 MXN3	26SF IN13 MXN6	26SF IN13 MXN8	
	3/8" NPSF	.74	1.77		.55					26SF IN17 MXN0	26SF IN17 MXN3	26SF IN17 MXN6	26SF IN17 MXN8	



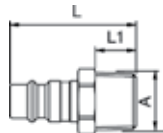
Hose Barb Plug



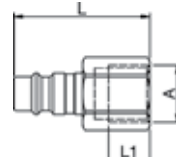
Plastic Hose Connection Plug



Panel Mount Hose Barb Plug



Male Thread Plug



Female Thread Plug

Thermoplastic Couplers

THERMOPLASTIC



Series 21 KB
F-108



Series 48 KB
F-114

ISO-B INTERCHANGE ISO 7241-1-B (PLASTIC)



Series 71 KB
F-119



Series 72 KB
F-120



Series 73 KB
F-121



Series 74 KB
F-122



Series 75 KB
F-123



Series 76 KB
F-124

MATERIALS

POM	Black Thermoplastic
PVDF	Polyvinyl fluoride
Chem+	PVDF/PEEK springs

TUBING

FITTINGS

BALL VALVES

FILTER, REGULATOR
& LUBRICATOR

HOSE

COUPLERS

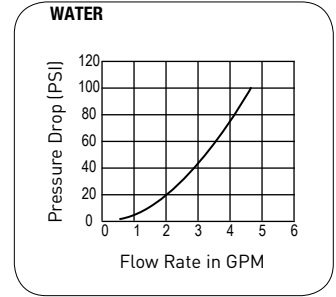
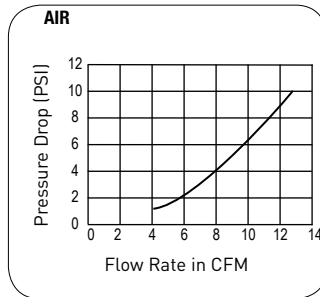
BLOW GUN/ACCESS.

TECHNICAL



SERIES 21 KB POM, PVDF and RectuKey - 1/4" Body - Automatic Single Shut-Off - NOMINAL PLUG BORE .20"

A new type of locking system made of plastic with a non-slip sleeve considerably expands the application possibilities of the Series 21 coupler.



Working Temperature depending on medium

- 4°F up to +176°F (POM)
- 4°F up to +250°F (PVDF)

At a temperature below -4°F and above +300°F special seals are available.

Working Pressure

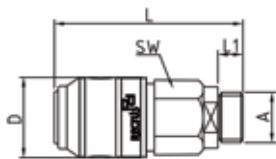
POM
150 psi, maximum static working pressure with 4:1 design factor. (70°F)

PVDF
120 psi, maximum static working pressure with 4:1 design factor. (70°F)

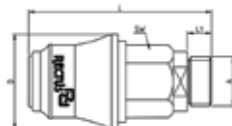
Note

BSP male & female threads are available upon request.

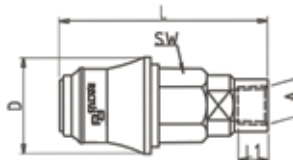
COUPLER	MATERIAL	
	STANDARD	PVDF
Valve Body	POM, Black	PVDF, White
Sleeve	POM, Black	PVDF, White
Valve	POM, Black	PVDF, White
Spring	AISI 301	AISI 316 Ti
Locking System	POM, Black	PVDF, White
Seals	NBR	FKM
Back Body	POM, Black	PVDF, White
PLUG		
Plug Profile	POM, Black	PVDF, White
Valve	POM, Black	PVDF, White
Spring	AISI 301	AISI 316 Ti
Adapter	POM, Black	PVDF, White
Seal	AISI 316 Ti	AISI 316 Ti



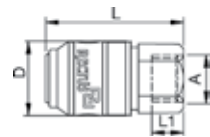
Male Thread Coupler Straight Sleeve



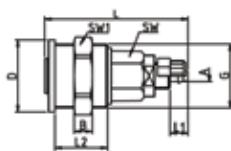
Male Thread Coupler Ergonomical Sleeve



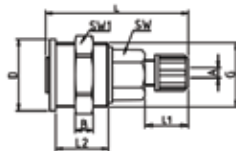
Female Thread Coupler Ergonomical Sleeve



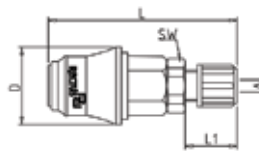
Female Thread Coupler Straight Sleeve



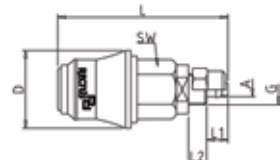
Panel Mount Plastic Hose Connection for Front Panel Installation



for PVDF & PE Hoses for Front Panel Installation



for PVDF & PE Hoses Ergonomical Sleeve

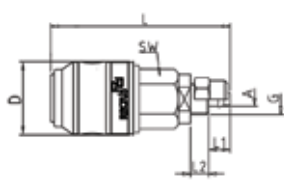


Plastic Hose Connection Ergonomical Sleeve

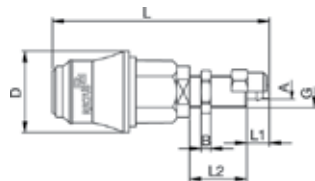
Series 21 KB POM (BLACK) & PVDF (NATURAL) Couplers

STANDARD

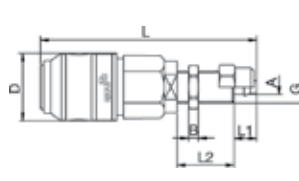
Coupler Type	Connection (A)	Hex (SW)	Length (L)	Depth (D)	L1	L2	Hex1 (SW1)	B	G	Standard POM P/N	Standard PVDF P/N
Male Thread Ergonomical Sleeve	1/8" NPT	.66	2.04	1.00	.35					21KB AN10 DPX	21KB AN10 FVX
	1/4" NPT	.66	2.16	1.00	.47					21KB AN13 DPX	21KB AN13 FVX
Male Thread Straight Sleeve	1/8" NPT	.66	2.04	.82	.27					21KB AN10 DPXG	21KB AN10 FVXG
	1/4" NPT	.66	2.16	1.00	.47					21KB AN13 DPXG	21KB AN13 FVXG
Female Thread Ergonomical Sleeve	1/8" NPT	.66	2.69	1.00	.31					21KB IT10 DPX	21KB IT10 FVX
	1/4" NPT	.66	2.89	1.00	.47					21KB IT13 DPX	21KB IT13 FVX
Female Thread Straight Sleeve	1/8" NPT	.66	2.69	.82	.31					21KB IT10 DPXG	21KB IT10 FVXG
	1/4" NPT	.66	2.89	.82	.47					21KB IT13 DPXG	21KB IT13 FVXG
Panel Mount Plastic Hose Connection for Front Panel Installation	5/32" x 1/4"	.66	2.20	1.10	.27	.80	1.06	.27	M 25x1	21KB KE46 DPX	21KB KE46 FVX
	1/4" x 5/16"	.66	2.20	1.10	.27	.80	1.06	.27	M 25x1	21KB KE08 DPX	21KB KE08 FVX
For PVDF and PE Hoses for Front Panel Installation	5/32" x 1/4"	.66	2.44	1.10	.66	.80	1.06	.27	M 25x1	-	21KB PR46 FVX
	1/4" x 5/16"	.66	2.59	1.10	.27	.80	1.06	.27	M 25x1	-	21KB PR08 FVX
For PVDF and PE Hoses Ergonomical Sleeve	5/32" x 1/4"	.66	2.44	1.00	.66				M 10x1	-	21KB KP46 FVX
	1/4" x 5/16"	.66	2.59	1.00	.66				M 12x1	-	21KB KP08 FVX
Plastic Hose Connection Ergonomical Sleeve	5/32" x 1/4"	.66	2.20	1.00	.23	.27			M 10x1	21KB K046 DPX	21KB K046 FVX
	1/4" x 5/16"	.66	2.20	1.00	.23	.27			M 12x1	21KB K008 DPX	21KB K008 FVX
Plastic Hose Connection Straight Sleeve	5/32" x 1/4"	.66	2.20	.82	.23	.27			M 10x1	21KB K046 DPXG	21KB K046 FVXG
	1/4" x 5/16"	.66	2.20	.82	.23	.27			M 12x1	21KB K008 DPXG	21KB K008 FVXG
Panel Mount Plastic Hose Connection Ergonomical Sleeve	5/32" x 1/4"	.66	2.67	1.10	.27	.70	.55	.15	M 10x1	21KB KS46 DPX	21KB KS46 FVX
	1/4" x 5/16"	.66	2.67	1.10	.27	.70	.66	.15	M 12x1	21KB KS08 DPX	21KB KS08 FVX
Panel Mount Plastic Hose Connection Straight Sleeve	5/32" x 1/4"	.66	2.67	.82	.27	.70	.55	.15	M 10x1	21KB KS46 DPXG	21KB KS46 FVXG
	1/4" x 5/16"	.66	2.67	.82	.27	.70	.66	.15	M 12x1	21KB KS08 DPXG	21KB KS08 FVXG
Panel Mount Hose Barb for Front Panel Installation	5/32"	.66	2.36	1.10	.66	.80	1.06	.27	M 25x1	21KB TE04 DPX	21KB TE04 FVX
	1/4"	.66	2.36	1.10	.66	.80	1.06	.27	M 25x1	21KB TE06 DPX	21KB TE06 FVX
Hose Barb Ergonomical Sleeve	5/32"	.66	2.36	1.00	.66					21KB TF04 DPX	21KB TF04 FVX
	1/4"	.66	2.36	1.00	.66					21KB TF06 DPX	21KB TF06 FVX
Hose Barb Straight Sleeve	5/32"	.66	2.36	.82	.66					21KB TF04 DPXG	21KB TF04 FVXG
	1/4"	.66	2.36	.82	.66					21KB TF06 DPXG	21KB TF06 FVXG
Panel Mount Hose Barb Ergonomical Sleeve	5/32"	.66	2.91	1.00	.66	.55	.55	.15	M 10x1	21KB TS04 DPX	21KB TS04 FVX
	1/4"	.66	2.91	1.00	.66	.55	.55	.15	M 10x1	21KB TS06 DPX	21KB TS06 FVX
Panel Mount Hose Barb Straight Sleeve	5/32"	.66	2.91	.82	.66	.55	.55	.15	M 10x1	21KB TS04 DPXG	21KB TS04 FVXG
	1/4"	.66	2.91	.82	.66	.55	.55	.15	M 12x1	21KB TS06 DPXG	21KB TS06 FVXG



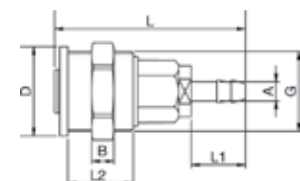
Plastic Hose Connection Straight Sleeve



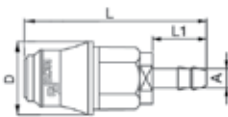
Panel Mount, Plastic Hose Conn. Ergonomical Sleeve



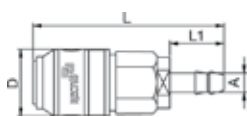
Panel Mount, Plastic Hose Conn. Straight Sleeve



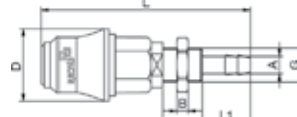
Panel Mount, Hose Barb for Front Panel Installation



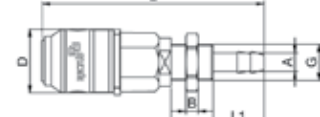
Hose Barb Ergonomical Sleeve



Hose Barb Straight Sleeve



Panel Mount, Hose Barb Ergonomical Sleeve



Panel Mount, Hose Barb Straight Sleeve



THERMOPLASTIC COUPLER - AUTOMATIC

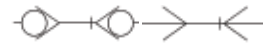
TUBING
FITTINGS
BALL VALVES
FILTER, REGULATOR & LUBRICATOR
HOSE
COUPLERS
BLOW GUN/ACCESS.
TECHNICAL

Series 21 KB POM Couplers (COLOR CODED)											POM COLOR			
Coupler Type	Connection (A)	Hex (SW)	Length (L)	Depth (D)	L1	L2	Hex1 (SW1)	B	G	Blue P/N	Green P/N	Red P/N	Yellow P/N	
Male Thread	1/8" NPT	.66	2.04	.82	.27					21KB AN10 DPXB	21KB AN10 DPXGG	21KB AN10 DPXR	21KB AN10 DPXY	
Straight Sleeve	1/4" NPT	.66	2.16	1.00	.47					21KB AN13 DPXB	21KB AN13 DPXGG	21KB AN13 DPXR	21KB AN13 DPXY	
Female Thread	1/8" NPT	.66	2.69	.82	.31					21KB IT10 DPXB	21KB IT10 DPXGG	21KB IT10 DPXR	21KB IT10 DPXY	
Straight Sleeve	1/4" NPT	.66	2.89	.82	.47					21KB IT13 DPXB	21KB IT13 DPXGG	21KB IT13 DPXR	21KB IT13 DPXY	
Plastic Hose Connection	5/32" x 1/4"	.66	2.20	.82	.23	.27			M 10x1	21KB K046 DPXB	21KB K046 DPXGG	21KB K046 DPXR	21KB K046 DPXY	
Straight Sleeve	1/4" x 5/16"	.66	2.20	.82	.23	.27			M 12x1	21KB K008 DPXB	21KB K008 DPXGG	21KB K008 DPXR	21KB K008 DPXY	
Panel Mount Plastic Hose Conn.	5/32" x 1/4"	.66	2.67	.82	.27	.70	.55	.15	M 10x1	21KB KS46 DPXB	21KB KS46 DPXGG	21KB KS46 DPXR	21KB KS46 DPXY	
Straight Sleeve	1/4" x 5/16"	.66	2.67	.82	.27	.70	.66	.15	M 12x1	21KB KS08 DPXB	21KB KS08 DPXGG	21KB KS08 DPXR	21KB KS08 DPXY	
Hose Barb	5/32"	.66	2.36	.82	.66					21KB TF04 DPXB	21KB TF04 DPXGG	21KB TF04 DPXR	21KB TF04 DPXY	
Straight Sleeve	1/4"	.66	2.36	.82	.66					21KB TF06 DPXB	21KB TF06 DPXGG	21KB TF06 DPXR	21KB TF06 DPXY	
Panel Mount Hose Barb	5/32"	.66	2.91	.82	.66	.55	.55	.15	M 10x1	21KB TS04 DPXB	21KB TS04 DPXGG	21KB TS04 DPXR	21KB TS04 DPXY	
Straight Sleeve	1/4"	.66	2.91	.82	.66	.55	.66	.15	M 12x1	21KB TS06 DPXB	21KB TS06 DPXGG	21KB TS06 DPXR	21KB TS06 DPXY	

Series 21 KB PVDF Couplers (COLOR CODED)											PVDF COLOR			
Coupler Type	Connection (A)	Hex (SW)	Length (L)	Depth (D)	L1	L2	Hex1 (SW1)	B	G	Blue P/N	Green P/N	Red P/N	Yellow P/N	
Male Thread	1/8" NPT	.66	2.04	.82	.27					21KB AN10 FVXB	21KB AN10 FVXGG	21KB AN10 FVXR	21KB AN10 FVXY	
Straight Sleeve	1/4" NPT	.66	2.16	1.00	.47					21KB AN13 FVXB	21KB AN13 FVXGG	21KB AN13 FVXR	21KB AN13 FVXY	
Female Thread	1/8" NPT	.66	2.69	.82	.31					21KB IT10 FVXB	21KB IT10 FVXGG	21KB IT10 FVXR	21KB IT10 FVXY	
Straight Sleeve	1/4" NPT	.66	2.89	.82	.47					21KB IT13 FVXB	21KB IT13 FVXGG	21KB IT13 FVXR	21KB IT13 FVXY	
Plastic Hose Connection	5/32" x 1/4"	.66	2.20	.82	.23	.27			M 10x1	21KB K046 FVXB	21KB K046 FVXGG	21KB K046 FVXR	21KB K046 FVXY	
Straight Sleeve	1/4" x 5/16"	.66	2.20	.82	.23	.27			M 12x1	21KB K008 FVXB	21KB K008 FVXGG	21KB K008 FVXR	21KB K008 FVXY	
Panel Mount Plastic Hose Conn.	5/32" x 1/4"	.66	2.67	.82	.27	.70	.55	.15	M 10x1	21KB KS46 FVXB	21KB KS46 FVXGG	21KB KS46 FVXR	21KB KS46 FVXY	
Straight Sleeve	1/4" x 5/16"	.66	2.67	.82	.27	.70	.66	.15	M 12x1	21KB KS08 FVXB	21KB KS08 FVXGG	21KB KS08 FVXR	21KB KS08 FVXY	
Hose Barb	5/32"	.66	2.36	.82	.66					21KB TF04 FVXB	21KB TF04 FVXGG	21KB TF04 FVXR	21KB TF04 FVXY	
Straight Sleeve	1/4"	.66	2.36	.82	.66					21KB TF06 FVXB	21KB TF06 FVXGG	21KB TF06 FVXR	21KB TF06 FVXY	
Panel Mount Hose Barb	5/32"	.66	2.91	.82	.66	.55	.55	.15	M 10x1	21KB TS04 FVXB	21KB TS04 FVXGG	21KB TS04 FVXR	21KB TS04 FVXY	
Straight Sleeve	1/4"	.66	2.91	.82	.66	.55	.66	.15	M 12x1	21KB TS06 FVXB	21KB TS06 FVXGG	21KB TS06 FVXR	21KB TS06 FVXY	

VALVED

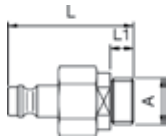
Series 21 SB POM (BLACK) & PVDF (NATURAL) Valved Plugs											STANDARD	
Plug Type	Connection (A)	Hex (SW)	Length (L)	(D)	L1	L2	Hex1 (SW1)	B	G	Standard POM P/N	Standard PVDF P/N	
Male Thread	1/8" NPT	.66	1.49		.35					21SB AN10 DPX	21SB AN10 FVX	
Female Thread	1/4" NPT	.66	1.61		.47					21SB AN13 DPX	21SB AN13 FVX	
Female Thread	1/8" NPT	.66	1.61		.31					21SB IT10 DPX	21SB IT10 FVX	
Female Thread	1/4" NPT	.66	1.81		.47					21SB IT13 DPX	21SB IT13 FVX	
Plastic Hose Connection	5/32" x 1/4"	.66	1.65		.27	.23				21SB K046 DPX	21SB K046 FVX	
Plastic Hose Connection	1/4" x 5/16"	.66	1.65		.27	.23				21SB K008 DPX	21SB K008 FVX	
Panel Mount Plastic Hose Connection	5/32" x 1/4"	.66	2.12		.27	.70	.55	.15	M 10x1	21SB TF06 DPX	21SB KS46 FVX	
Panel Mount Plastic Hose Connection	1/4" x 5/16"	.66	2.12		.27	.70	.66	.15	M 12x1	21SB TF13 DPX	21SB KS08 FVX	
Panel Mount for PVDF& PE Hose Connection	5/32" x 1/4"	.66	1.89		1.10					21SB KP46 DPX	21SB KP46 FVX	
Panel Mount for PVDF& PE Hose Connection	1/4" x 5/16"	.66	2.04		1.10					21SB KP08 DPX	21SB KP08 FVX	
Hose Barb	5/32"	.66	1.81		.66					21SB TF04 DPX	21SB TF04 FVX	
Hose Barb	1/4"	.66	1.81		.66					21SB TF06 DPX	21SB TF06 FVX	
Panel Mount Hose Barb	5/32"	.66	2.36		.27	.55	.55	.15	M 10x1	21SB TS04 DPX	21SB TS04 FVX	
Panel Mount Hose Barb	1/4"	.66	2.36		.27	.55	.66	.15	M 12x1	21SB TS06 DPX	21SB TS06 FVX	



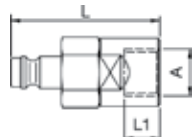
Series 21 SB POM Valved Plugs (COLOR CODED)

POM COLOR

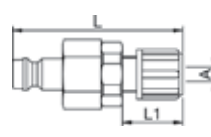
Plug Type	Connection (A)	Hex (SW)	Length (L) (D)	L1	L2	Hex1 (SW1)	B	G	Blue P/N	Green P/N	Red P/N	Yellow P/N
Male Thread	1/8" NPT	.66	1.49	.35					21SB AN10 DPXB	21SB AN10 DPXG	21SB AN10 DPXR	21SB AN10 DPXY
	1/4" NPT	.66	1.61	.47					21SB AN13 DPXB	21SB AN13 DPXG	21SB AN13 DPXR	21SB AN13 DPXY
Female Thread	1/8" NPT	.66	1.61	.31					21SB IT10 DPXB	21SB IT10 DPXG	21SB IT10 DPXR	21SB IT10 DPXY
	1/4" NPT	.66	1.81	.47					21SB IT13 DPXB	21SB IT13 DPXG	21SB IT13 DPXR	21SB IT13 DPXY
Plastic Hose Connection	5/32" x 1/4"	.66	1.65	.27	.23				21SB K046 DPXB	21SB K046 DPXG	21SB K046 DPXR	21SB K046 DPXY
	1/4" x 5/16"	.66	1.65	.27	.23				21SB K008 DPXB	21SB K008 DPXG	21SB K008 DPXR	21SB K008 DPXY
Panel Mount Plastic Hose Connection	5/32" x 1/4"	.66	2.12	.27	.70	.55	.15	M 10x1	21SB KS46 DPXB	21SB KS46 DPXG	21SB KS46 DPXR	21SB KS46 DPXY
	1/4" x 5/16"	.66	2.12	.27	.70	.66	.15	M 12x1	21SB KS08 DPXB	21SB KS08 DPXG	21SB KS08 DPXR	21SB KS08 DPXY
Panel Mnt. for PVDF& PE Hose Connection	5/32" x 1/4"	.66	1.89	1.10					21SB KP46 DPXB	21SB KP46 DPXG	21SB KP46 DPXR	21SB KP46 DPXY
	1/4" x 5/16"	.66	2.04	1.10					21SB KP08 DPXB	21SB KP08 DPXG	21SB KP08 DPXR	21SB KP08 DPXY
Hose Barb	5/32"	.66	1.81	.66					21SB TF04 DPXB	21SB TF04 DPXG	21SB TF04 DPXR	21SB TF04 DPXY
	1/4"	.66	1.81	.66					21SB TF06 DPXB	21SB TF06 DPXG	21SB TF06 DPXR	21SB TF06 DPXY
Panel Mount Hose Barb	5/32"	.66	2.36	.27	.55	.55	.15	M 10x1	21SB TS04 DPXB	21SB TS04 DPXG	21SB TS04 DPXR	21SB TS04 DPXY
	1/4"	.66	2.36	.27	.55	.66	.15	M 12x1	21SB TS06 DPXB	21SB TS06 DPXG	21SB TS06 DPXR	21SB TS06 DPXY



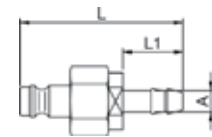
Male Thread Plug



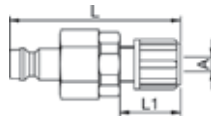
Female Thread Plug



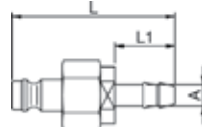
Plastic Hose Connection Plug



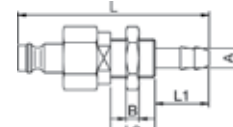
Panel Mount Plastic Hose Connection Plug



Panel Mount for PVDF and PE Hoses Plug



Hose Barb Plug



Panel Mount, Hose Barb Plug

Series 21 SB PVDF Valved Plugs (COLOR CODED)

PVDF COLOR

Plug Type	Connection (A)	Hex (SW)	Length (L) (D)	L1	L2	Hex1 (SW1)	B	G	Blue P/N	Green P/N	Red P/N	Yellow P/N
Male Thread	1/8" NPT	.66	1.49	.35					21SB AN10 FVXB	21SB AN10 FVXG	21SB AN10 FVXR	21SB AN10 FVXY
	1/4" NPT	.66	1.61	.47					21SB AN13 FVXB	21SB AN13 FVXG	21SB AN13 FVXR	21SB AN13 FVXY
Female Thread	1/8" NPT	.66	1.61	.31					21SB IT10 FVXB	21SB IT10 FVXG	21SB IT10 FVXR	21SB IT10 FVXY
	1/4" NPT	.66	1.81	.47					21SB IT13 FVXB	21SB IT13 FVXG	21SB IT13 FVXR	21SB IT13 FVXY
Plastic Hose Connection	5/32" x 1/4"	.66	1.65	.27	.23				21SB K046 FVXB	21SB K046 FVXG	21SB K046 FVXR	21SB K046 FVXY
	1/4" x 5/16"	.66	1.65	.27	.23				21SB K008 FVXB	21SB K008 FVXG	21SB K008 FVXR	21SB K008 FVXY
Panel Mount Plastic Hose Connection	5/32" x 1/4"	.66	2.12	.27	.70	.55	.15	M 10x1	21SB KS46 FVXB	21SB KS46 FVXG	21SB KS46 FVXR	21SB KS46 FVXY
	1/4" x 5/16"	.66	2.12	.27	.70	.66	.15	M 12x1	21SB KS08 FVXB	21SB KS08 FVXG	21SB KS08 FVXR	21SB KS08 FVXY
Panel Mnt. for PVDF& PE Hose Connection	5/32" x 1/4"	.66	1.89	1.10					21SB KP46 FVXB	21SB KP46 FVXG	21SB KP46 FVXR	21SB KP46 FVXY
	1/4" x 5/16"	.66	2.04	1.10					21SB KP08 FVXB	21SB KP08 FVXG	21SB KP08 FVXR	21SB KP08 FVXY
Hose Barb	5/32"	.66	1.81	.66					21SB TF04 FVXB	21SB TF04 FVXG	21SB TF04 FVXR	21SB TF04 FVXY
	1/4"	.66	1.81	.66					21SB TF06 FVXB	21SB TF06 FVXG	21SB TF06 FVXR	21SB TF06 FVXY
Panel Mount Hose Barb	5/32"	.66	2.36	.27	.55	.55	.15	M 10x1	21SB TS04 FVXB	21SB TS04 FVXG	21SB TS04 FVXR	21SB TS04 FVXY
	1/4"	.66	2.36	.27	.55	.66	.15	M 12x1	21SB TS06 FVXB	21SB TS06 FVXG	21SB TS06 FVXR	21SB TS06 FVXY

TUBING
FITTINGS
BALL VALVES
FILTER, REGULATOR & LUBRICATOR
HOSE
COUPLERS
BLOW GUN/ACCESS.
TECHNICAL



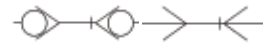
TUBING
FITTINGS
BALL VALVES
FILTER, REGULATOR & LUBRICATOR
HOSE
COUPLERS
BLOW GUN/ACCESS.
TECHNICAL

NON-VALVED

Series 21 SF POM (BLACK) and PVDF & CHEM+ (NATURAL) Non-Valved Plugs											STANDARD		
Coupler Type	Connection (A)	Hex (SW)	Length (L)	Depth (D)	L1	L2	Hex1 (SW1)	B	G	Standard POM P/N	Standard PVDF P/N	Standard CHEM+ P/N	
Male Thread	1/8" NPT	.55	1.06		.35					21SF AN10 DXX	21SF AN10 FVX	21SF AN10 FXX	
	1/4" NPT	.66	1.24		.47					21SF AN13 DXX	21SF AN13 FVX	21SF AN13 FXX	
Female Thread	1/8" NPT	.55	1.02		.31					21SF IT10 DXX	21SF IT10 FVX	21SF IT10 FXX	
	1/4" NPT	.66	.98		.35					21SF IT13 DXX	21SF IT13 FVX	21SF IT13 FXX	
Plastic Hose Connection	5/32" x 1/4"	.55	1.26		.27	.23			M 10x1	21SF K046 DXX	21SF K046 FVX	21SF K046 FXX	
	1/4" x 5/16"	.55	1.26		.27	.23			M 12x1	21SF K008 DXX	21SF K008 FVX	21SF K008 FXX	
Panel Mount	5/32" x 1/4"	.55	1.73		.27	.70	.55	.15	M 10x1	21SF KS46 DXX	21SF KS46 FVX	21SF KS46 FXX	
Plastic Hose Connection	1/4" x 5/16"	.55	1.73		.27	.70	.66	.15	M 12x1	21SF KS08 DXX	21SF KS08 FVX	21SF KS08 FXX	
Panel Mount for PVDF & PE Hoses	5/32" x 1/4"	.66	1.89		1.10					-	21SF KP46 FVX	21SF KP46 FVX	
	1/4" x 5/16"	.66	2.04		1.10					-	21SF KP08 FVX	21SF KP08 FVX	
Hose Barb	5/32"		1.26		.66					21SF TF04 DXX	21SF TF04 FVX	21SF TF04 FXX	
	1/4"		1.26		.66					21SF TF06 DXX	21SF TF06 FVX	21SF TF06 FXX	
Panel Mount Hose Barb	5/32"	.55	1.96		.66	.55	.55	.15	M 10x1	21SF TS04 DXX	21SF TS04 FVX	21SF TS04 FXX	
	1/4"	.55	1.96		.66	.55	.66	.15	M 12x1	21SF TS06 DXX	21SF TS06 FVX	21SF TS06 FXX	

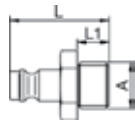
Series 21 SF POM Non-Valved Plugs (COLOR CODED)											POM COLOR			
Plug Type	Connection (A)	Hex (SW)	Length (L)	Depth (D)	L1	L2	Hex1 (SW1)	B	G	Blue P/N	Green P/N	Red P/N	Yellow P/N	
Male Thread	1/8" NPT	.55	1.06		.35					21SF AN10 DPXB	21SF AN10 DPXG	21SF AN10 DPXR	21SF AN10 DPXY	
	1/4" NPT	.66	1.24		.47					21SF AN13 DPXB	21SF AN13 DPXG	21SF AN13 DPXR	21SF AN13 DPXY	
Female Thread	1/8" NPT	.55	1.02		.31					21SF IT10 DPXB	21SF IT10 DPXG	21SF IT10 DPXR	21SF IT10 DPXY	
	1/4" NPT	.66	.98		.35					21SF IT13 DPXB	21SF IT13 DPXG	21SF IT13 DPXR	21SF IT13 DPXY	
Plastic Hose Connection	5/32" x 1/4"	.55	1.26		.27	.23			M 10x1	21SF K046 DPXB	21SF K046 DPXG	21SF K046 DPXR	21SF K046 DPXY	
	1/4" x 5/16"	.55	1.26		.27	.23			M 12x1	21SF K008 DPXB	21SF K008 DPXG	21SF K008 DPXR	21SF K008 DPXY	
Panel Mnt. Plastic Hose Connection	5/32" x 1/4"	.55	1.73		.27	.70	.55	.15	M 10x1	21SF KS46 DPXB	21SF KS46 DPXG	21SF KS46 DPXR	21SF KS46 DPXY	
	1/4" x 5/16"	.55	1.73		.27	.70	.66	.15	M 12x1	21SF KS08 DPXB	21SF KS08 DPXG	21SF KS08 DPXR	21SF KS08 DPXY	
Hose Barb	5/32"		1.26		.66					21SF TF04 DPXB	21SF TF04 DPXG	21SF TF04 DPXR	21SF TF04 DPXY	
	1/4"		1.26		.66					21SF TF06 DPXB	21SF TF06 DPXG	21SF TF06 DPXR	21SF TF06 DPXY	
Panel Mount Hose Barb	5/32"	.55	1.96		.66	.55	.55	.15	M 10x1	21SF TS04 DPXB	21SF TS04 DPXG	21SF TS04 DPXR	21SF TS04 DPXY	
	1/4"	.55	1.96		.66	.55	.66	.15	M 12x1	21SF TS06 DPXB	21SF TS06 DPXG	21SF TS06 DPXR	21SF TS06 DPXY	

DRAWINGS ARE ON NEXT PAGE

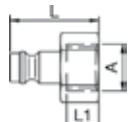


Series 21 SF PVDF Non-Valved Plugs (COLOR CODED) PVDF COLOR

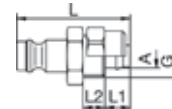
Plug Type	Connection (A)	Hex (SW)	Length (L)	(D)	L1	L2	Hex1 (SW1)	B	G	Blue P/N	Green P/N	Red P/N	Yellow P/N
Male Thread	1/8" NPT	.55	1.06		.35					21SF AN10 FVXB	21SF AN10 FVXG	21SF AN10 FVXR	21SF AN10 FVXY
	1/4" NPT	.66	1.24		.47					21SF AN13 FVXB	21SF AN13 FVXG	21SF AN13 FVXR	21SF AN13 FVXY
Female Thread	1/8" NPT	.55	1.02		.31					21SF IT10 FVXB	21SF IT10 FVXG	21SF IT10 FVXR	21SF IT10 FVXY
	1/4" NPT	.66	.98		.35					21SF IT13 FVXB	21SF IT13 FVXG	21SF IT13 FVXR	21SF IT13 FVXY
Plastic Hose Connection	5/32" x 1/4"	.55	1.26		.27	.23			M 10x1	21SF K046 FVXB	21SF K046 FVXG	21SF K046 FVXR	21SF K046 FVXY
	1/4" x 5/16"	.55	1.26		.27	.23			M 12x1	21SF K008 FVXB	21SF K008 FVXG	21SF K008 FVXR	21SF K008 FVXY
Panel Mnt. Plastic Hose Connection	5/32" x 1/4"	.55	1.73		.27	.70	.55	.15	M 10x1	21SF KS46 FVXB	21SF KS46 FVXG	21SF KS46 FVXR	21SF KS46 FVXY
	1/4" x 5/16"	.55	1.73		.27	.70	.66	.15	M 12x1	21SF KS08 FVXB	21SF KS08 FVXG	21SF KS08 FVXR	21SF KS08 FVXY
Panel Mount for PVDF & PE Hoses	5/32" x 1/4"									21SF KP46 FVXB	21SF KP46 FVXG	21SF KP46 FVXR	21SF KP46 FVXY
	1/4" x 5/16"	.66	2.04		1.10					21SF KP08 FVXB	21SF KP08 FVXG	21SF KP08 FVXR	21SF KP08 FVXY
Hose Barb	5/32"		1.26		.66					21SF TF04 FVXB	21SF TF04 FVXG	21SF TF04 FVXR	21SF TF04 FVXY
	1/4"		1.26		.66					21SF TF06 FVXB	21SF TF06 FVXG	21SF TF06 FVXR	21SF TF06 FVXY
Panel Mount Hose Barb	5/32"	.55	1.96		.66	.55	.55	.15	M 10x1	21SF TS04 FVXB	21SF TS04 FVXG	21SF TS04 FVXR	21SF TS04 FVXY
	1/4"	.55	1.96		.66	.55	.66	.15	M 12x1	21SF TS06 FVXB	21SF TS06 FVXG	21SF TS06 FVXR	21SF TS06 FVXY



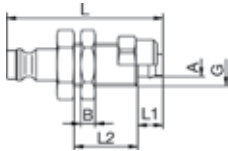
Male Thread Plug



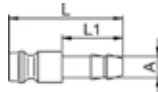
Female Thread Plug



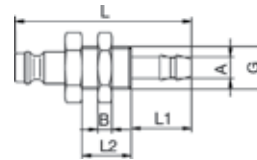
Plastic Hose Connection Plug



Panel Mount Plastic Hose Connection Plug



Hose Barb Plug



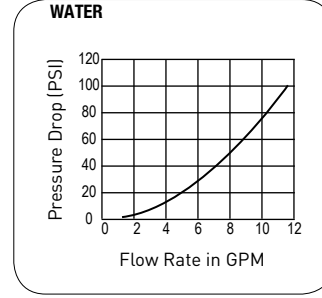
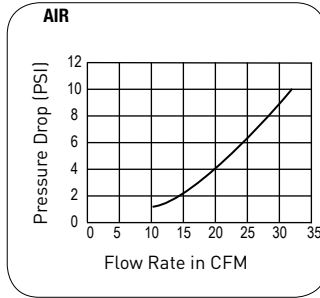
Panel Mount Hoes Barb Plug



THERMOPLASTIC COUPLER - AUTOMATIC

SERIES 48 KB POM, PVDF & CHEM+ - 1/4" Body - Automatic Double Shut-Off - NOMINAL PLUG BORE .28"

The 48 Series coupling system is available in POM, PVDF and a completely thermoplastic version with springs made of PEEK™ called RectuChem+. RectuChem+ products are referred to as CHEM+ in the tables. The coupler is fitted with a double shut-off valve, enabling it to be connected to a single shut-off (non-valved) plug as well as a double shut-off (plug with valve).



TUBING
FITTINGS
BALL VALVES
FILTER, REGULATOR & LUBRICATOR
HOSE
COUPLERS
BLOW GUN/ACCESS.
TECHNICAL

Working Temperature depending on medium

- 4°F up to +176°F (POM)
- 4°F up to +250°F (PVDF)

At a temperature below -4°F and above +300°F special seals are available.

Working Pressure

POM
0-145 psi, maximum static working pressure with 4:1 design factor. (70°F)

PVDF (springs of AISI 316 Ti)
0-116 psi, maximum static working pressure with 4:1 design factor. (70°F)

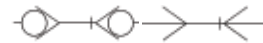
CHEM+ (springs of PEEK® 450G)
14.5-116 psi, maximum static working pressure with 4:1 design factor. (70°F)

Note

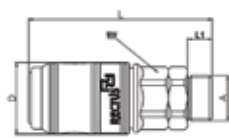
BSP male & female threads are available upon request.

This coupling is also available as a Straight -Thru coupling (valved plug).

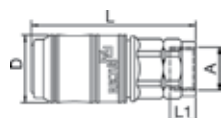
MATERIAL			
COUPLER	POM	PVDF	CHEM
Valve Body	POM, Black	PVDF, white	PVDF, white
Sleeve	POM, Black	PVDF, white	PVDF, white
Valve	POM, Black	PVDF, white	PVDF, white
Springs	AISI 301	AISI 316 Ti	PEEK® 450G
Locking System	POM, Black	PVDF, white	PEEK® 450G
Seals	NBR	FKM	FKM
Back Body	POM, Black	PVDF, white	PVDF, white
PLUG			
Plug Profile	POM, Black	PVDF, white	PVDF, white
Valve	POM, Black	PVDF, white	PVDF, white
Spring	AISI 301	AISI 316 Ti	PEEK® 450G
Adapter	POM, Black	PVDF, white	PVDF, white
Seal	NBR	FKM	FKM



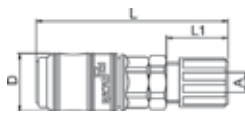
Series 48 KB POM (BLACK) and PVDF & CHEM+ (NATURAL) Couplers											STANDARD		
Coupler Type	Connection (A)	Hex (SW)	Length (L)	Depth (D)	L1	L2	Hex1 (SW1)	B	G	Standard POM P/N	Standard PVDF P/N	Standard CHEM+ P/N	
Male Thread	1/4" NPT	.82	2.89	1.02	.47					48KB AN13 DPX	48KB AN13 FVX	48KB AN13 FVP	
	3/8" NPT	.82	2.75	1.02	.47					48KB AN17 DPX	48KB AN17 FVX	48KB AN17 FVP	
	1/2" NPT	.82	3.09	1.02	.66					48KB AN21 DPX	48KB AN21 FVX	48KB AN21 FVP	
Female Thread	1/4" NPT	.82	2.61	1.02	.47					48KB IT13 DPX	48KB IT13 FVX	48KB IT13 FVP	
	3/8" NPT	.82	2.61	1.02	.47					48KB IT17 DPX	48KB IT17 FVX	48KB IT17 FVP	
	1/2" NPT	.82	3.09	1.02	.60					48KB IT21 DPX	48KB IT21 FVX	48KB IT21 FVP	
For PVDF and PE Hoses	1/4" x 5/16"	.82	3.14	1.02	.82					-	48KB KP08 FVX	48KB KP08 FVP	
	.350" x .470"	.82	3.42	1.02	1.10					-	48KB KP12 FVX	48KB KP12 FVP	
	3/4" x 15/32"	.82	3.42	1.02	1.10					-	48KB KP12 FVXS	48KB KP12 FVPS	
Hose Barb	1/4"	.82	3.18	1.02	.86					48KB TF06 DPX	48KB TF06 FVX	48KB TF06 FVP	
	1/2"	.82	3.30	1.02	.98					48KB TF21 DPX	48KB TF21 FVX	48KB TF21 FVP	



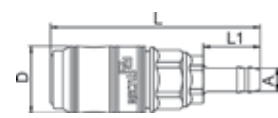
Male Thread Coupler



Female Thread Coupler



For PVDF and PE Hoses Coupler



Hose Barb Coupler

Series 48 KB POM Couplers (COLOR CODED)											POM COLOR			
Coupler Type	Connection (A)	Hex (SW)	Length (L)	Depth (D)	L1	L2	Hex1 (SW1)	B	G	Blue P/N	Green P/N	Red P/N	Yellow P/N	
Male Thread	1/4" NPT	.82	2.89	1.02	.47					48KB AN13 DPXB	48KB AN13 DPXG	48KB AN13 DPXR	48KB AN13 DPXY	
	3/8" NPT	.82	2.75	1.02	.47					48KB AN17 DPXB	48KB AN17 DPXG	48KB AN17 DPXR	48KB AN17 DPXY	
	1/2" NPT	.82	3.09	1.02	.66					48KB AN21 DPXB	48KB AN21 DPXG	48KB AN21 DPXR	48KB AN21 DPXY	
Female Thread	1/4" NPT	.82	2.61	1.02	.47					48KB IT13 DPXB	48KB IT13 DPXG	48KB IT13 DPXR	48KB IT13 DPXY	
	3/8" NPT	.82	2.61	1.02	.47					48KB IT17 DPXB	48KB IT17 DPXG	48KB IT17 DPXR	48KB IT17 DPXY	
	1/2" NPT	.82	3.09	1.02	.60					48KB IT21 DPXB	48KB IT21 DPXG	48KB IT21 DPXR	48KB IT21 DPXY	
Hose Barb	1/4"	.82	3.18	1.02	.86					48KB TF06 DPXB	48KB TF06 DPXG	48KB TF06 DPXR	48KB TF06 DPXY	
	1/2"	.82	3.30	1.02	.98					48KB TF21 DPXB	48KB TF21 DPXG	48KB TF21 DPXR	48KB TF21 DPXY	

Series 48 KB PVDF Couplers (COLOR CODED)											PVDF COLOR			
Coupler Type	Connection (A)	Hex (SW)	Length (L)	Depth (D)	L1	L2	Hex1 (SW1)	B	G	Blue P/N	Green P/N	Red P/N	Yellow P/N	
Male Thread	1/4" NPT	.82	2.89	1.02	.47					48KB AN13 FVXB	48KB AN13 FVXG	48KB AN13 FVXR	48KB AN13 FVXY	
	3/8" NPT	.82	2.75	1.02	.47					48KB AN17 FVXB	48KB AN17 FVXG	48KB AN17 FVXR	48KB AN17 FVXY	
	1/2" NPT	.82	3.09	1.02	.66					48KB AN21 FVXB	48KB AN21 FVXG	48KB AN21 FVXR	48KB AN21 FVXY	
Female Thread	1/4" NPT	.82	2.61	1.02	.47					48KB IT13 FVXB	48KB IT13 FVXG	48KB IT13 FVXR	48KB IT13 FVXY	
	3/8" NPT	.82	2.61	1.02	.47					48KB IT17 FVXB	48KB IT17 FVXG	48KB IT17 FVXR	48KB IT17 FVXY	
	1/2" NPT	.82	3.09	1.02	.60					48KB IT21 FVXB	48KB IT21 FVXG	48KB IT21 FVXR	48KB IT21 FVXY	
Hose Barb	1/4"	.82	3.18	1.02	.86					48KB TF06 FVXB	48KB TF06 FVXG	48KB TF06 FVXR	48KB TF06 FVXY	
	1/2"	.82	3.30	1.02	.98					48KB TF21 FVXB	48KB TF21 FVXG	48KB TF21 FVXR	48KB TF21 FVXY	

Series 48 KB CHEM+ Couplers (COLOR CODED)											CHEM+ COLOR			
Coupler Type	Connection (A)	Hex (SW)	Length (L)	Depth (D)	L1	L2	Hex1 (SW1)	B	G	Blue P/N	Green P/N	Red P/N	Yellow P/N	
Male Thread	1/4" NPT	.82	2.89	1.02	.47					48KB AN13 FVPB	48KB AN13 FVPG	48KB AN13 FVPR	48KB AN13 FVPY	
	3/8" NPT	.82	2.75	1.02	.47					48KB AN17 FVPB	48KB AN17 FVPG	48KB AN17 FVPR	48KB AN17 FVPY	
	1/2" NPT	.82	3.09	1.02	.66					48KB AN21 FVPB	48KB AN21 FVPG	48KB AN21 FVPR	48KB AN21 FVPY	
Female Thread	1/4" NPT	.82	2.61	1.02	.47					48KB IT13 FVPB	48KB IT13 FVPG	48KB IT13 FVPR	48KB IT13 FVPY	
	3/8" NPT	.82	2.61	1.02	.47					48KB IT17 FVPB	48KB IT17 FVPG	48KB IT17 FVPR	48KB IT17 FVPY	
	1/2" NPT	.82	3.09	1.02	.60					48KB IT21 FVPB	48KB IT21 FVPG	48KB IT21 FVPR	48KB IT21 FVPY	
Hose Barb	1/4"	.82	3.18	1.02	.86					48KB TF06 FVPB	48KB TF06 FVPG	48KB TF06 FVPR	48KB TF06 FVPY	
	1/2"	.82	3.30	1.02	.98					48KB TF21 FVPB	48KB TF21 FVPG	48KB TF21 FVPR	48KB TF21 FVPY	

TUBING
FITTINGS
BALL VALVES
FILTER, REGULATOR & LUBRICATOR
HOSE
COUPLERS
BLOW GUN/ACCESS.
TECHNICAL

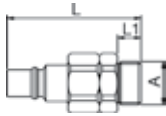


TUBING
FITTINGS
BALL VALVES
FILTER, REGULATOR & LUBRICATOR
HOSE
COUPLERS
BLOW GUN/ACCESS.
TECHNICAL

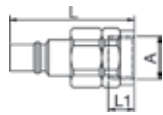
VALVED

Series 48 SB POM (BLACK) and PVDF & CHEM+ (NATURAL) Valved Plugs **STANDARD**

Plug Type	Connection (A)	Hex (SW)	Length (L)	Depth (D)	L1	L2	Hex1 (SW1)	B	G	Standard POM P/N	Standard PVDF P/N	Standard CHEM+ P/N
Male Thread	1/4" NPT	.82	2.28		.47					48SB AN13 DPX	48SB AN13 FVX	48SB AN13 FVP
	3/8" NPT	.82	2.14		.47					48SB AN17 DPX	48SB AN17 FVX	48SB AN17 FVP
	1/2" NPT	.62	2.48		.66					48SB AN21 DPX	48SB AN21 FVX	48SB AN21 FVP
Female Thread	1/4" NPT	.82	2.20		.47					48SB IT13 DPX	48SB IT13 FVX	48SB IT13 FVP
	3/8" NPT	.82	2.20		.47					48SB IT17 DPX	48SB IT17 FVX	48SB IT17 FVP
	1/2" NPT	.82	2.48		.59					48SB IT21 DPX	48SB IT21 FVX	48SB IT21 FVP
For PVDF and PE Hoses	1/4" x 5/16"	.82	2.54		.82					-	48SB KP08 FVX	48SB KP08 FVP
	.350" x .470"	.82	2.81		1.10					-	48SB KP12 FVX	48SB KP12 FVP
	3/4" x 15/32"	.82	2.81		1.10					-	48SB KP12 FVXS	48SB KP12 FVPS
Hose Barb	1/4"	.82	2.57		.86					48SB TF06 DPX	48SB TF06 FVX	48SB TF06 FVP
	.354"	.82	2.57		.86					48SB TF09 DPX	48SB TF09 FVX	48SB TF09 FVP
	1/2"	.82	2.70		.98					48SB TF21 DPX	48SB TF21 FVX	48SB TF13 FVP



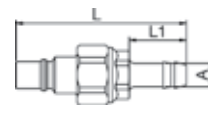
Male Thread Plug



Female Thread Plug



For PVDF & PE Hoses Plug



Hose Barb Plug

Series 48 SB POM Valved Plugs (COLOR CODED) **POM COLOR**

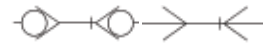
Plug Type	Connection (A)	Hex (SW)	Length (L)	Depth (D)	L1	L2	Hex1 (SW1)	B	G	Blue P/N	Green P/N	Red P/N	Yellow P/N
Male Thread	1/4" NPT	.82	2.28		.47					48SB AN13 DPXB	48SB AN13 FVXG	48SB AN13 FVXR	48SB AN13 FVXY
	3/8" NPT	.82	2.14		.47					48SB AN17 DPXB	48SB AN17 FVXG	48SB AN17 FVXR	48SB AN17 FVXY
	1/2" NPT	.62	2.48		.66					48SB AN21 DPXB	48SB AN21 FVXG	48SB AN21 FVXR	48SB AN21 FVXY
Female Thread	1/4" NPT	.82	2.20		.47					48SB IT13 DPXB	48SB IT13 FVXG	48SB IT13 FVXR	48SB IT13 FVXY
	3/8" NPT	.82	2.20		.47					48SB IT17 DPXB	48SB IT17 FVXG	48SB IT17 FVXR	48SB IT17 FVXY
	1/2" NPT	.82	2.48		.59					48SB IT21 DPXB	48SB IT21 FVXG	48SB IT21 FVXR	48SB IT21 FVXY
Hose Barb	1/4"	.82	2.57		.86					48SB TF06 DPXB	48SB TF06 FVXG	48SB TF06 FVXR	48SB TF06 FVXY
	.354"	.82	2.57		.86					48SB TF09 DPXB	48SB TF09 FVXG	48SB TF09 FVXR	48SB TF09 FVXY
	1/2"	.82	2.70		.98					48SB TF21 DPXB	48SB TF21 FVXG	48SB TF21 FVXR	48SB TF13 FVXY

Series 48 SB PVDF Valved Plugs (COLOR CODED) **PVDF COLOR**

Plug Type	Connection (A)	Hex (SW)	Length (L)	Depth (D)	L1	L2	Hex1 (SW1)	B	G	Blue P/N	Green P/N	Red P/N	Yellow P/N
Male Thread	1/4" NPT	.82	2.28		.47					48SB AN13 FVXB	48SB AN13 FVXG	48SB AN13 FVXR	48SB AN13 FVXY
	3/8" NPT	.82	2.14		.47					48SB AN17 FVXB	48SB AN17 FVXG	48SB AN17 FVXR	48SB AN17 FVXY
	1/2" NPT	.62	2.48		.66					48SB AN21 FVXB	48SB AN21 FVXG	48SB AN21 FVXR	48SB AN21 FVXY
Female Thread	1/4" NPT	.82	2.20		.47					48SB IT13 FVXB	48SB IT13 FVXG	48SB IT13 FVXR	48SB IT13 FVXY
	3/8" NPT	.82	2.20		.47					48SB IT17 FVXB	48SB IT17 FVXG	48SB IT17 FVXR	48SB IT17 FVXY
	1/2" NPT	.82	2.48		.59					48SB IT21 FVXB	48SB IT21 FVXG	48SB IT21 FVXR	48SB IT21 FVXY
Hose Barb	1/4"	.82	2.57		.86					48SB TF06 FVXB	48SB TF06 FVXG	48SB TF06 FVXR	48SB TF06 FVXY
	.354"	.82	2.57		.86					48SB TF09 FVXB	48SB TF09 FVXG	48SB TF09 FVXR	48SB TF09 FVXY
	1/2"	.82	2.70		.98					48SB TF21 FVXB	48SB TF21 FVXG	48SB TF21 FVXR	48SB TF13 FVXY

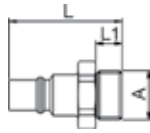
Series 48 SB CHEM+ Valved Plugs (COLOR CODED) **CHEM+ COLOR**

Plug Type	Connection (A)	Hex (SW)	Length (L)	Depth (D)	L1	L2	Hex1 (SW1)	B	G	Blue P/N	Green P/N	Red P/N	Yellow P/N
Male Thread	1/4" NPT	.82	2.28		.47					48SB AN13 FVPB	48SB AN13 FVPG	48SB AN13 FVPR	48SB AN13 FVPY
	3/8" NPT	.82	2.14		.47					48SB AN17 FVPB	48SB AN17 FVPG	48SB AN17 FVPR	48SB AN17 FVPY
	1/2" NPT	.62	2.48		.66					48SB AN21 FVPB	48SB AN21 FVPG	48SB AN21 FVPR	48SB AN21 FVPY
Female Thread	1/4" NPT	.82	2.20		.47					48SB IT13 FVPB	48SB IT13 FVPG	48SB IT13 FVPR	48SB IT13 FVPY
	3/8" NPT	.82	2.20		.47					48SB IT17 FVPB	48SB IT17 FVPG	48SB IT17 FVPR	48SB IT17 FVPY
	1/2" NPT	.82	2.48		.59					48SB IT21 FVPB	48SB IT21 FVPG	48SB IT21 FVPR	48SB IT21 FVPY
Hose Barb	1/4"	.82	2.57		.86					48SB TF06 FVPB	48SB TF06 FVPG	48SB TF06 FVPR	48SB TF06 FVPY
	.354"	.82	2.57		.86					48SB TF09 FVPB	48SB TF09 FVPG	48SB TF09 FVPR	48SB TF09 FVPY
	1/2"	.82	2.70		.98					48SB TF21 FVPB	48SB TF21 FVPG	48SB TF21 FVPR	48SB TF13 FVPY

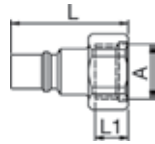


NON-VALVED

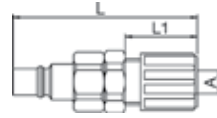
Series 48 SF POM (BLACK) and CHEM (NATURAL) Non-Valved Plugs											STANDARD	
Coupler Type	Connection (A)	Hex (SW)	Length (L)	Depth (D)	L1	L2	Hex1 (SW1)	B	G	Standard POM P/N	Standard CHEM+ P/N	
Male Thread	1/4" NPT	.67	1.63		.47					48SF AN13 DXX	48SF AN13 FXX	
	3/8" NPT	.82	1.63		.47					48SF AN17 DXX	48SF AN17 FXX	
	1/2" NPT	.94	1.83		.47					48SF AN21 DXX	48SF AN21 FXX	
Female Thread	1/4" NPT	.67	1.51		.47					48SF IT13 DXX	48SF IT13 FXX	
	3/8" NPT	.82	1.51		.47					48SF IT17 DXX	48SF IT17 FXX	
	1/2" NPT	.98	1.67		.59					48SF IT21 DXX	48SF IT21 FXX	
For PVDF & PE Hoses	1/4" x 5/16"	.82	2.54		.82					-	48SF KP08 FVX	
	.350" x .470"	.82	2.81		1.10					-	48SF KP12 FVX	
	3/4" x 15/32"	.82	2.81		1.10					-	48SF KP12 FVXS	
Hose Barb	1/4"	1.85	.71		.86					48SF SF06 DXX	48SF TF06 FXX	
	.354"	1.85	.71		.86					48SF SF09 DXX	48SF TF09 FXX	
	1/2"	1.97	.71		.98					48SF SF21 DXX	48SF TF21 FXX	



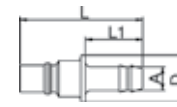
Male Thread Plug



Female Thread Plug



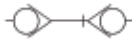
For PVDF & PE Hoses Plug



Hose Barb Plug

Series 48 SF POM Non-Valved Plugs (COLOR CODED)											POM COLOR			
Plug Type	Connection (A)	Hex (SW)	Length (L)	Depth (D)	L1	L2	Hex1 (SW1)	B	G	Blue P/N	Green P/N	Red P/N	Yellow P/N	
Male Thread	1/4" NPT	.82	2.28		.47					48SF AN13 DPXB	48SF AN13 DPXG	48SF AN13 DPXR	48SF AN13 DPXY	
	3/8" NPT	.82	2.14		.47					48SF AN17 DPXB	48SF AN17 DPXG	48SF AN17 DPXR	48SF AN17 DPXY	
	1/2" NPT	.82	2.48		.67					48SF AN21 DPXB	48SF AN21 DPXG	48SF AN21 DPXR	48SF AN21 DPXY	
Female Thread	1/4" NPT	.82	2.00		.47					48SF IT13 DPXB	48SF IT13 DPXG	48SF IT13 DPXR	48SF IT13 DPXY	
	3/8" NPT	.82	2.00		.47					48SF IT17 DPXB	48SF IT17 DPXG	48SF IT17 DPXR	48SF IT17 DPXY	
	1/2" NPT	.82	2.48		.59					48SF IT21 DPXB	48SF IT21 DPXG	48SF IT21 DPXR	48SF IT21 DPXY	
Hose Barb	1/4"	.82	2.57		.86					48SF TF06 DPXB	48SF TF06 DPXG	48SF TF06 DPXR	48SF TF06 DPXY	
	.354"	.82	2.57		.86					48SF TF09 DPXB	48SF TF09 DPXG	48SF TF09 DPXR	48SF TF09 DPXY	
	1/2"	.82	2.70		.98					48SF TF21 DPXB	48SF TF21 DPXG	48SF TF21 DPXR	48SF TF21 DPXY	

Series 48 SF PVDF Non-Valved Plugs (COLOR CODED)											PVDF COLOR			
Plug Type	Connection (A)	Hex (SW)	Length (L)	Depth (D)	L1	L2	Hex1 (SW1)	B	G	Blue P/N	Green P/N	Red P/N	Yellow P/N	
Male Thread	1/4" NPT	.82	2.28		.47					48SF AN13 FVXB	48SF AN13 FVXG	48SF AN13 FVXR	48SF AN13 FVXY	
	3/8" NPT	.82	2.14		.47					48SF AN17 FVXB	48SF AN17 FVXG	48SF AN17 FVXR	48SF AN17 FVXY	
	1/2" NPT	.82	2.48		.67					48SF AN21 FVXB	48SF AN21 FVXG	48SF AN21 FVXR	48SF AN21 FVXY	
Female Thread	1/4" NPT	.82	2.00		.47					48SF IT13 FVXB	48SF IT13 FVXG	48SF IT13 FVXR	48SF IT13 FVXY	
	3/8" NPT	.82	2.00		.47					48SF IT17 FVXB	48SF IT17 FVXG	48SF IT17 FVXR	48SF IT17 FVXY	
	1/2" NPT	.82	2.48		.59					48SF IT21 FVXB	48SF IT21 FVXG	48SF IT21 FVXR	48SF IT21 FVXY	
Hose Barb	1/4"	.82	2.57		.86					48SF TF06 FVXB	48SF TF06 FVXG	48SF TF06 FVXR	48SF TF06 FVXY	
	.354"	.82	2.57		.86					48SF TF09 FVXB	48SF TF09 FVXG	48SF TF09 FVXR	48SF TF09 FVXY	
	1/2"	.82	2.70		.98					48SF TF13 FVXB	48SF TF13 FVXG	48SF TF13 FVXR	48SF TF13 FVXY	



THERMOPLASTIC ISO-B COUPLER (7241-1-B INTERCHANGE)

SERIES 70 KB - 1/8" - 1" Body - Manual Double Shut-Off - NOMINAL PLUG BORE .20" - .78"

The 70 KB Series is a double shut-off hydraulic coupling used for liquid media. The plug profile is manufactured in accordance with ISO-7241-1, Series B. All 70 KB versions are manufactured from non-rusting materials.

COUPLER	MATERIAL			
	STANDARD	AISI 303	AISI 316 L	(POM) PLASTIC
Back Body	Brass	AISI 303	AISI 316 L	POM White
Sleeve	Brass	AISI 303	AISI 316 L	POM White
Valve	Brass	AISI 303	AISI 316 L	Brass
Spring & Locking Ring	AISI 301	AISI 301	AISI 316Ti	AISI 301
Locking Balls	AISI 420	AISI 316	AISI 420	AISI 420
Seals	NBR	FKM	FKM	NBR
Spring Plate	AISI 301	AISI 301	AISI 316 L	AISI 301
PLUG				
Plug Profile	Brass	AISI 303	AISI 316 L	POM White
Valve	Brass	AISI 303	AISI 316 L	AISI 303
Spring	AISI 301	AISI 301	AISI 316Ti	AISI 301
Seal	NBR	FKM	FKM	NBR
Spring Plate	AISI 301	AISI 301	AISI 316 L	AISI 301

Working Temperature depending on medium

- 4°F up to +210°F (NBR)
- 40°F up to +250/300°F (EPDM)
- +5°F up to +400°F (FKM)
- 32°F up to +600°F (FFKM)

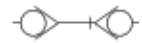
At a temperature below -4°F and above +300°F special seals are available.

Working Pressure

See notes and charts on each size.

Note

BSP Female threads are available upon request.



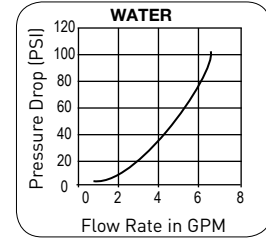
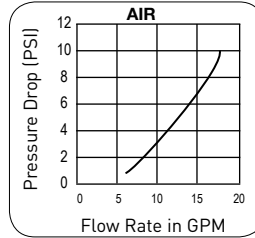
SERIES 71 KB - 1/8" Body - Manual Double Shut-Off - NOMINAL PLUG BORE .20"



71KB Stainless

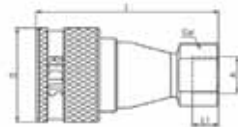


71KB POM

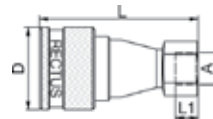


Working Pressure	Standard	Stainless	POM (Plastic)
Maximum static working pressure 120°F with 4 to 1 design factor.	3625 psi	3625 psi	220 psi

Series 71 KB Couplers									
Coupler Type	Connection (A)	Hex (SW)	Length (L)	Depth (D)	L1	Standard Design P/N	AISI 303 P/N	AISI 316 L P/N	POM Plastic
Female Thread	1/8" NPT	.55	.190	.98	.27	71KB IT10 MPX	71KB IT10 RVX	71KB IT10 EVX	71KB IT10 DPX

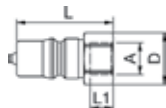


71KB Brass Coupler

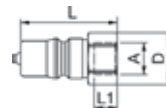


71KB POM Coupler

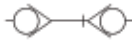
Series 71 SB Valved Plugs									
Plug Type	Connection (A)	Hex (SW)	Length (L)	Depth (D)	L1	Standard Design P/N	AISI 303 P/N	AISI 316 L P/N	POM Plastic
Female Thread	1/8" NPT	.55	1.16		.27	71SB IT10 MPX	71SB IT10 RVX	71SB IT10 EVX	71SB IT10 DPX



71SB POM Plug



71SB Brass Plug



THERMOPLASTIC ISO-B COUPLER (7241-1-B INTERCHANGE)

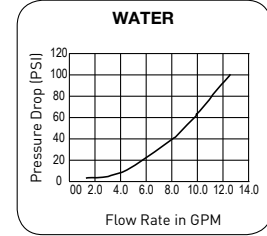
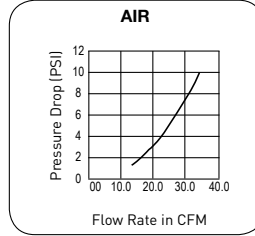
SERIES 72 KB - 1/4" Body - Manual Double Shut-Off - NOMINAL PLUG BORE .24"



72KB Stainless

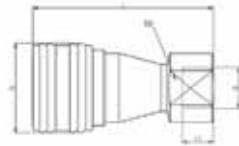


72KB POM

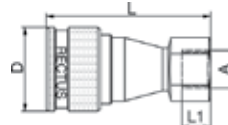


Working Pressure	Standard	Stainless	POM (Plastic)
Maximum static working pressure 120°F with 4 to 1 design factor.	2900 psi	3625 psi	220 psi

Series 72 KB Couplers									
Coupler Type	Connection (A)	Hex (SW)	Length (L)	Depth (D)	L1	Standard Design P/N	AISI 303 P/N	AISI 316 L P/N	POM Plastic
Female Thread	1/4" NPT	.74	2.26	1.14	.39	72KB IT13 MPX	72KB IT13 RVX	72KB IT13 EVX	72KB IT13 DPX

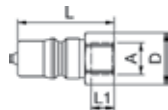


72KB POM Coupler

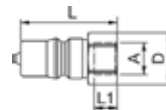


72KB Brass Coupler

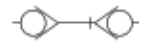
Series 72 SB Valved Plugs									
Plug Type	Connection (A)	Hex (SW)	Length (L)	Depth (D)	L1	Standard Design P/N	AISI 303 P/N	AISI 316 L P/N	POM Plastic
Female Thread	1/4" NPT	.74	1.37		.39	72SB IT13 MPX	72SB IT13 RVX	72SB IT13 EVX	72SB IT13 DPX



72SB POM Plug



72SB Brass Plug



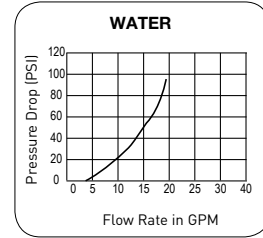
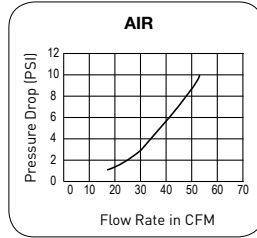
SERIES 73 KB - 3/8" Body - Manual Double Shut-Off - NOMINAL PLUG BORE .30"



73KB Stainless

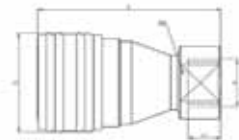


73KB POM

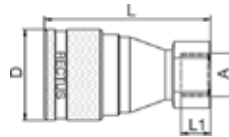


Working Pressure	Standard	Stainless	POM (Plastic)
Maximum static working pressure 120°F with 4 to 1 design factor.	2900 psi	3625 psi	220 psi

Series 73 KB Couplers									
Coupler Type	Connection (A)	Hex (SW)	Length (L)	Depth (D)	L1	Standard Design P/N	AISI 303 P/N	AISI 316 L P/N	POM Plastic
Female Thread	3/8" NPT	.86	2.51	1.37	.45	73KBIT17 MPX	73KBIT17 RVX	73KBIT17 EVX	73KB IT17 DPX

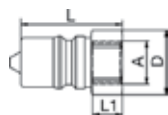


73KB POM Coupler

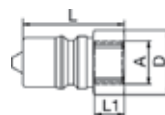


73KB Brass Coupler

Series 73 SB Valved Plugs									
Plug Type	Connection (A)	Hex (SW)	Length (L)	Depth (D)	L1	Standard Design P/N	AISI 303 P/N	AISI 316 L P/N	POM Plastic
Female Thread	3/8" NPT	.86	1.53		.45	73SB IT17 MPX	73SB IT17 RVX	73SB IT17 EVX	73SB IT17 DPX



73SB POM Plug



73SB Brass Plug



THERMOPLASTIC ISO-B COUPLER (7241-1-B INTERCHANGE)

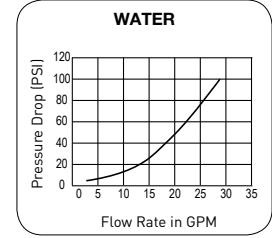
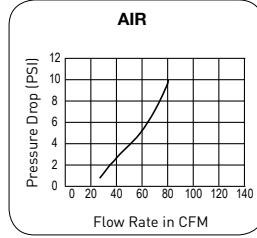
SERIES 74 KB - 1/2" Body - Manual Double Shut-Off - NOMINAL PLUG BORE .43"



74KB Stainless

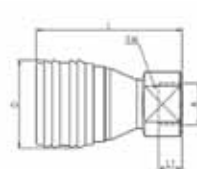


74KB POM

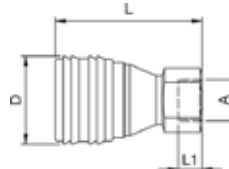


Working Pressure	Standard	Stainless	POM (Plastic)
Maximum static working pressure 120°F with 4 to 1 design factor.	2175 psi	3625 psi	220 psi

Series 74 KB Couplers									
Coupler Type	Connection (A)	Hex (SW)	Length (L)	Depth (D)	L1	Standard Design P/N	AISI 303 P/N	AISI 316 L P/N	POM Plastic
Female Thread	1/2" NPT	1.06	2.99	1.75	.63	74KB IT21 MPX	74KB IT21 RVX	74KB IT21 EVX	74KB IT21 DPX

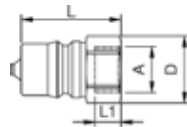


74KB POM Coupler

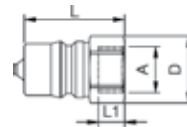


74KB Brass Coupler

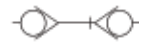
Series 74 SB Valved Plugs									
Plug Type	Connection (A)	Hex (SW)	Length (L)	Depth (D)	L1	Standard Design P/N	AISI 303 P/N	AISI 316 L P/N	POM Plastic
Female Thread	1/2" NPT	1.06	1.89		.63	74SB IT21 MPX	74SB IT21 RVX	74SB IT21 EVX	74SB IT21 DPX



74SB POM Plug



74SB Brass Plug



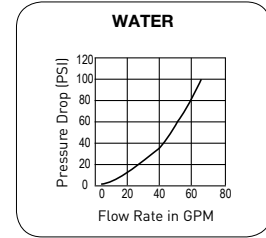
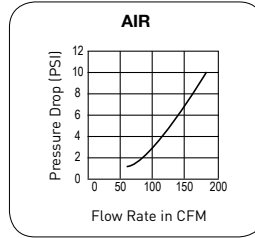
SERIES 75 KB - 3/4" Body - Manual Double Shut-Off - NOMINAL PLUG BORE .51"



75KB Stainless

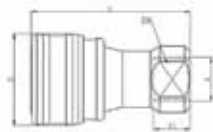


75KB POM

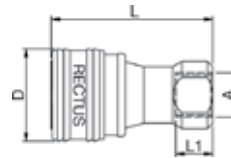


Working Pressure	Standard	Stainless	POM (Plastic)
Maximum static working pressure 120°F with 4 to 1 design factor.	1450 psi	2200 psi	145 psi

Series 75 KB Couplers									
Coupler Type	Connection (A)	Hex (SW)	Length (L)	Depth (D)	L1	Standard Design P/N	AISI 303 P/N	AISI 316 L P/N	POM Plastic
Female Thread	3/4" NPT	1.33	3.77	2.16	.94	75KBIT26 MPX	75KBIT26 RVX	75KBIT26 EVX	75KB IT26 DPX

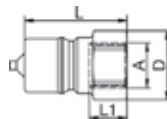


75KB POM Coupler

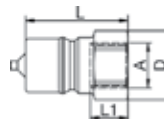


75KB Brass Coupler

Series 75 SB Valved Plugs									
Plug Type	Connection (A)	Hex (SW)	Length (L)	Depth (D)	L1	Standard Design P/N	AISI 303 P/N	AISI 316 L P/N	POM Plastic
Female Thread	3/4" NPT	1.41	2.36		.94	75SB IT26 MPX	75SB IT26 RVX	75SB IT26 EVX	75SB IT26 DPX



75SB POM Plug



75SB Brass Plug



THERMOPLASTIC ISO-B COUPLER (7241-1-B INTERCHANGE)

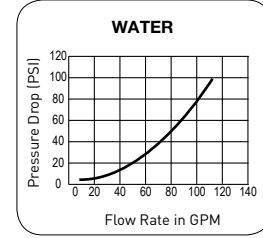
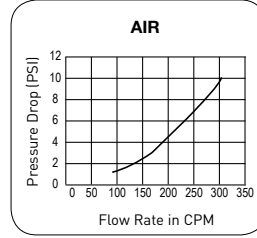
SERIES 76 KB - 1" Body - Manual Double Shut-Off - NOMINAL PLUG BORE .78"



76KB Stainless

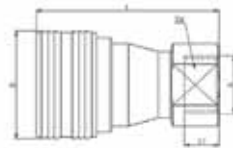


76KB POM

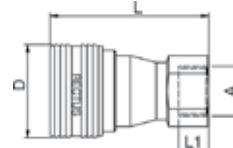


Working Pressure	Standard	Stainless	POM (Plastic)
Maximum static working pressure 120°F with 4 to 1 design factor.	1450 psi	1450 psi	145 psi

Series 76 KB Couplers									
Coupler Type	Connection (A)	Hex (SW)	Length (L)	Depth (D)	L1	Standard Design P/N	AISI 303 P/N	AISI 316 L P/N	POM Plastic
Female Thread	1" NPT	1.61	4.15	2.44	.74	76KB IT33 MPX	76KB IT33 RVX	76KB IT33 EVX	76KB IT33 DPX

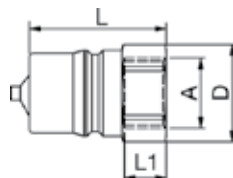


76KB POM Coupler

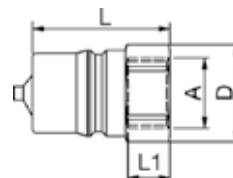


76KB Brass Coupler

Series 76 SB Valved Plugs									
Plug Type	Connection (A)	Hex (SW)	Length (L)	Depth (D)	L1	Standard Design P/N	AISI 303 P/N	AISI 316 L P/N	POM Plastic
Female Thread	1" NPT	1.61	2.55		.78	76SB IT33 MPX	76SB IT33 RVX	76SB IT33 EVX	76SB IT33 DPX



76SB POM Plug



76SB Brass Plug

Blow Guns

A. G1 Series, Vari-Flo Body

Safety
Non-Safety

B. G3 Series, Classic Body

Safety
Non-Safety

C. G6 & TP Series, Pistol Grip

Safety
Non-Safety

D. Accessories

Blow Gun Tips & Extensions

Safety
Non-Safety

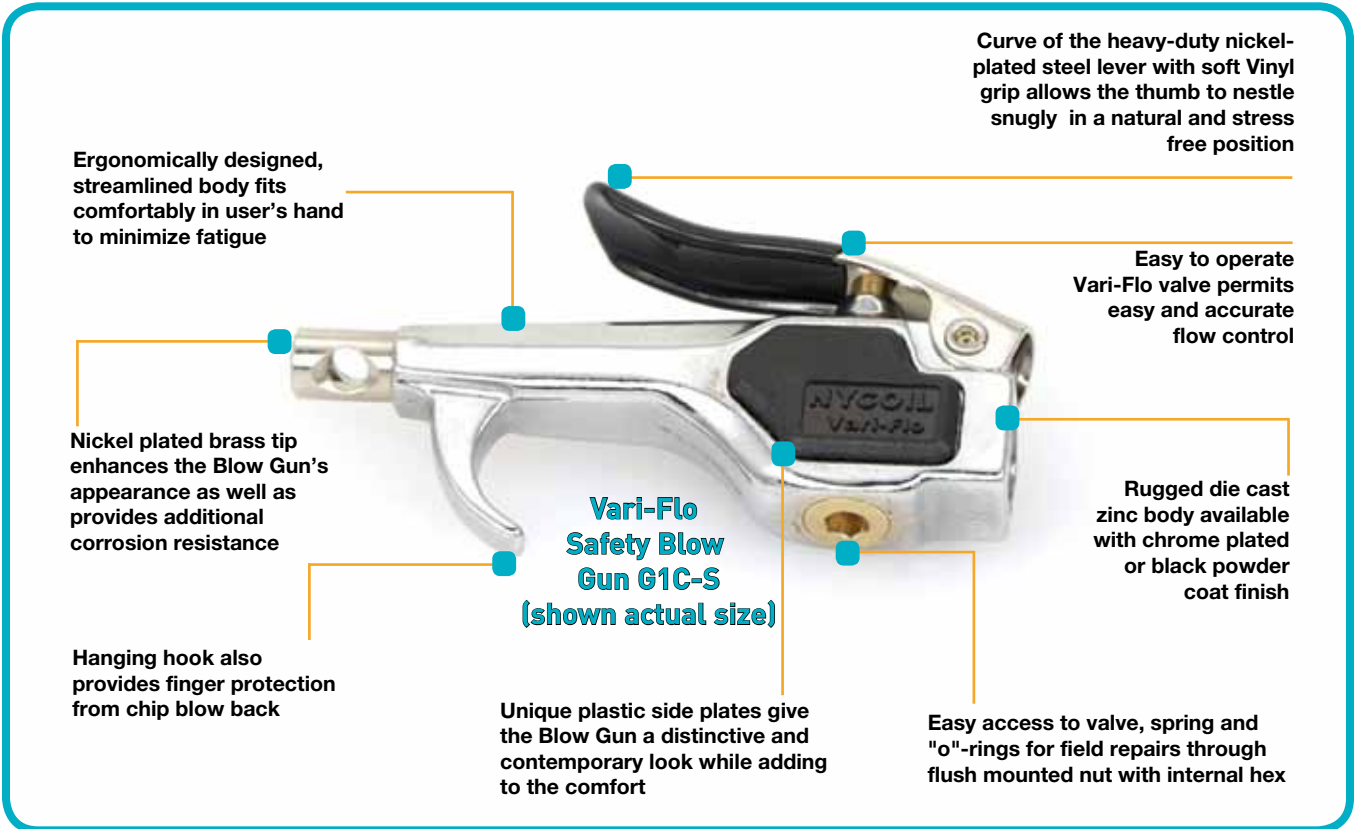


TUBING
FITTINGS
BALL VALVES
FILTER, REGULATOR & LUBRICATOR
HOSE
COUPLERS
BLOW GUN/ACCESS.
TECHNICAL

Nycoil Blow Guns

The Nycoil Blow Gun offering is the most complete in the industry. In addition to a wide variety of tips that are designed for a multitude of special functions, we have a selection of Blow Gun body styles to meet the preferences of any user.

The Vari-Flo Blow Gun From Nycoil... Distinctive Design, Unmatched Performance!



PORT	VARI-FLOW LEVER OPERATED G1 TYPE	NYCOIL CLASSIC LEVER OPERATED G3 TYPE	RECTUS PISTOL GRIP G6 TYPE	TEMA PISTOL GRIP TP TYPE
Inlet Port	1/4" Female NPT	1/4" Female NPT	1/4" Female NPT	1/4" Female NPT
Outlet Port ("Non fixed tip") Blow Guns Only	1/8" Female NPT	1/8" Female NPT	1/8" Female NPT	N.A.

MATERIAL	VARI-FLOW LEVER OPERATED G1 TYPE	NYCOIL CLASSIC LEVER OPERATED G3 TYPE	RECTUS PISTOL GRIP G6 TYPE	TEMA PISTOL GRIP TP TYPE
Body	Die Cast Zinc w/ Plastic Side Plates (Chrome Plated or Black Powder Coat)	Die Cast Zinc (Chrome Plated or Black Powder Coat)	Hostaform C	PCM (Delrin)
Side Plates	Plastic (Black)	N.A.	N.A.	N.A.
Operating Lever	Nickel Plated Steel & Vinyl Grip	Nickel Plated Steel & Vinyl Grip	Hostaform C	PCM (Delrin)
Valve	Brass	Brass	Hostaform C	Nickel Plated Steel
O-Rings	Buna N (Nitrile)	Buna N (Nitrile)	Buna N (Nitrile)	Buna N (Nitrile)
Nozzle	TBD - Depends on Tip Selected	TBD - Depends on Tip Selected	TBD - Depends on Tip Selected	Nickel Plated Steel
Pressure Rating	150 PSI Inlet	150 PSI Inlet	150 PSI Inlet	215 PSI Inlet
Temperature Range	-20°F to +175°F	-20°F to +175°F	-20°F to +175°F	-20°F to +175°F

Blow Gun - G1 Series, Vari-Flo Body

This Vari-Flo Body (G1 Series) lever operated Blow Gun is uniquely designed to combine a contemporary appearance with unmatched performance. It features a zinc die cast body, nickel plated steel lever with a vinyl thumb grip, plastic side plates, stainless steel spring, repairable (replaceable) brass valve and Buna-N seals. Not only does this Blow Gun fit comfortably in the user's hand, it allows the amount of air flow to be controlled by how far the lever is depressed. Also can be used for water applications – especially good for controlling flow rate.

The recessed internal hex screw allows easy access to valve assembly for repairs or replacement. Available with a chrome plated or black powder coat finish. This Blow Gun is available in two configurations: with 1/8" female NPT outlet port to accommodate various tips or with a nickel plated brass tamper proof fixed safety tip that is permanently attached to the Blow Gun body.

WARNING: Removing the Safety Tip from a Blow Gun defeats the Safety Features and creates a Non-Safety Gun.



G1C-FS



G1C-N



G1B-N

G1 Series, Ordering Information

Description	Chrome Plated P/N	Black Powder Coated P/N
Blow Gun Without Tip	G1C-N	G1B-N
Fixed Safety Tip (Perma-Tip)	G1C-FS	G1B-FS
Nickel Plated Brass Standard Safety	G1C-S	G1B-S
Nickel Plated Brass Safety Whisper	G1C-WS	G1B-WS
Nickel Plated Brass Safety Booster	G1C-BS	G1B-BS
Plastic Safety Booster	G1C-PBS	G1B-PBS
Nickel Plated Brass Safety Air Screen	G1C-AS	G1B-AS
3" Nickel Plated Steel Straight Safety Extension	G1C-03S	G1B-03S
6" Nickel Plated Steel Straight Safety Extension	G1C-06S	G1B-06S
8" Nickel Plated Steel Straight Safety Extension	G1C-08S	G1B-08S
10" Nickel Plated Steel Straight Safety Extension	G1C-10S	G1B-10S
12" Nickel Plated Steel Straight Safety Extension	G1C-12S	G1B-12S
16" Nickel Plated Steel Straight Safety Extension	G1C-16S	G1B-16S
18" Nickel Plated Steel Straight Safety Extension	G1C-18S	G1B-18S
24" Nickel Plated Steel Straight Safety Extension	G1C-24S	G1B-24S
Standard Non-Safety Nickel Plated Brass	G1C-B	G1B-B
Non-Safety Rubber	G1C-R	G1B-R
Non-Safety Nickel Plated Brass Spray	G1C-PR	G1B-PR
Non-Safety 3" Flex	G1C-Y03	G1B-Y03

Vari-Flo Blow Gun Repair Kit includes valve stem with o-rings, spring, bottom nut & bottom nut o-ring: [G1-RK](#)

TUBING
FITTINGS
BALL VALVES
FILTER, REGULATOR & LUBRICATOR
HOSE
COUPLERS
BLOW GUN/ACCESS.
TECHNICAL

Blow Gun - G3 Series, Classic Body

This Classic Body, G3 Series lever operated Blow Gun is the original Nycoil Blow Gun developed in 1980 that has become widely accepted throughout the industry. It features a zinc die cast body, nickel plated steel lever with a vinyl thumb grip, stainless steel spring, brass valve and Buna-N seals. Its compact design makes it easy to handle and store while doing the work of larger models. The "flow stabilizer valve" provides low, stable airflow when the lever is lightly depressed or a powerful, steady air blast when the lever is fully depressed. Available with a chrome plated or black powder coat finish.

This Blow Gun is available in two configurations:

- with tamperproof vent holes ("Perma Tip" - this is a safety Blow Gun)

Part Number with Chrome Plated Body: [G3C-FS](#)
 Part Number with Black Powder Coat Body: [G3B-FS](#)

- with 1/8" female NPT outlet port to accommodate all other tips

Part Number with Chrome Plated Body: [G3C-N](#)
 Part Number with Black Powder Coat Body: [G3B-N](#)



G3C-FS



G3B-N



G3C-N

G3 Series, Ordering Information

Description	Chrome Plated P/N	Black Powder Coated P/N
Blow Gun Without Tip	G3C-N	G3B-N
Fixed Safety Tip (Perma-Tip)	G3C-FS	G3B-FS
Nickel Plated Brass Standard Safety	G3C-S	G3B-S
Nickel Plated Brass Safety Whisper	G3C-WS	G3B-WS
Nickel Plated Brass Safety Booster	G3C-BS	G3B-BS
Plastic Safety Booster	G3C-PBS	G3B-PBS
Nickel Plated Brass Safety Air Screen	G3C-AS	G3B-AS
3" Nickel Plated Steel Straight Safety Extension	G3C-03S	G3B-03S
6" Nickel Plated Steel Straight Safety Extension	G3C-06S	G3B-06S
8" Nickel Plated Steel Straight Safety Extension	G3C-08S	G3B-08S
10" Nickel Plated Steel Straight Safety Extension	G3C-10S	G3B-10S
12" Nickel Plated Steel Straight Safety Extension	G3C-12S	G3B-12S
16" Nickel Plated Steel Straight Safety Extension	G3C-16S	G3B-16S
18" Nickel Plated Steel Straight Safety Extension	G3C-18S	G3B-18S
24" Nickel Plated Steel Straight Safety Extension	G3C-24S	G3B-24S
Standard Non-Safety Nickel Plated Brass	G3C-B	G3B-B
Non-Safety Rubber	G3C-R	G3B-R
Non-Safety Nickel Plated Brass Spray	G3C-PR	G3B-PR
Non-Safety 3" Flex	G3C-Y03	G3B-Y03

Blow Gun - G6 Series, Pistol Grip

G6 Series - This lightweight pistol grip Blow Gun has a comfortable variable output trigger that allows infinite flow control. It features a Hostaform C body, trigger and valve, stainless steel springs and Buna-N seals. This Blow Gun is available in three configurations:

- with a permanently attached slender 4-1/4" bent spark proof aluminum nozzle that allows air blow off in hard to reach places and blind holes as small as .200". This is a safety Blow Gun and the body color is Blue. Part Number: [AK13-NPT](#)
- with a permanently attached slender 4-1/4" bent nickel plated brass nozzle and a "star-tip" to prevent dead-ending. This is a safety Blow Gun and the body color is Blue. Part Number: [AZ13-NPT](#)
- with a nickel plated brass 1/8" female NPT adapter to accommodate all other tips. The body color is Blue. Part Number: [AI13-NPT](#)



AK13-NPT



AZ13-NPT



AI13-NPT

G6 Series, Ordering Information

Description	Plastic Body P/N
Blow Gun Without Tip	AI13-NPT
Fixed 4 1/4" Nickel Plated Brass Curved Safety Extension with Star Tip	AZ13-NPT
Nickel Plated Brass Standard Safety	G6P-S
Nickel Plated Brass Safety Whisper	G6P-WS
Nickel Plated Brass Safety Booster	G6P-BS
Plastic Safety Booster	G6P-PBS
Nickel Plated Brass Safety Air Screen	G6P-AS
3" Nickel Plated Steel Straight Safety Extension	G6P-03S
6" Nickel Plated Steel Straight Safety Extension	G6P-06S
8" Nickel Plated Steel Straight Safety Extension	G6P-08S
10" Nickel Plated Steel Straight Safety Extension	G6P-10S
12" Nickel Plated Steel Straight Safety Extension	G6P-12S
16" Nickel Plated Steel Straight Safety Extension	G6P-16S
18" Nickel Plated Steel Straight Safety Extension	G6P-18S
24" Nickel Plated Steel Straight Safety Extension	G6P-24S
Fixed 4 1/4" Aluminum Curved Non-Safety Extension	AK13-NPT
Standard Non-Safety Nickel Plated Brass	G6P-B
Non-Safety Rubber	G6P-R
Non-Safety Nickel Plated Brass Spray	G6P-PR
Non-Safety 3" Flex	G6P-Y03

* OSHA Compliant

TUBING

FITTINGS

BALL VALVES

FILTER, REGULATOR & LUBRICATOR

HOSE

COUPLERS

BLOW GUN/ACCESS.

TECHNICAL

Blow Gun - TP Series, Pistol Grip



TP1204



TP1252

TP Series - This series is OSHA compliant with a whisper safety tip and is the most rugged, durable and comfortable Blow Gun to use. They feature a POM (black Delrin) body and trigger, a 4-1/4" nickel plated brass nozzle and tip, stainless steel springs and Buna-N seals. The specially designed valve allows accurate flow adjustment and control simply by pulling the trigger. This Blow Gun is available in three options:

- without a whisper tip Part Number: [TP1204](#)
- with a "whisper" tip that makes this an extremely quiet Blow Gun. Part Number: [TP1204A](#)
- with a Siphon tip for injection of low viscosity media. Includes an 8 foot vinyl suction hose that connects the Blow Gun nozzle with a quick release coupling. The Siphon tip can be adjusted to allow desired flow rate and can be easily removed with quick release coupling for conversion to a 4 1/4" Extension Blow Gun (non-safety). Part Number: [TP1252](#)

TP Series, Ordering Information

Description	Plastic Body P/N
Fixed 4 3/4" Nickel Plated Brass Curved Safety Extension with Whisper Tip	TP1204A (Standard Blow Gun)
13" Nickel Plated Steel Straight Safety Extension	TP12013A*
20" Nickel Plated Steel Straight Safety Extension	TP12020A*
40" Nickel Plated Steel Straight Safety Extension	TP12040A*
Fixed Non-Safety Siphon	TP1252

* To order without the whisper tip, drop "A" from part number.

Blow Gun Accessories - "Safety" Tips

Nycoil Blow Gun "Safety" Tips conform to the following standards: OSHA Standard 1910.242 (B) permitting a maximum of 30 psi outlet pressure when dead ended with a maximum of 150 psi inlet pressure. OSHA Standard 1910.95 regulating occupational noise level exposure.



Nickel Plated Brass Safety Tip: General purpose tip for blowing away dust, chips, etc. Vari-Flo Blow Gun (as shown): [G1C-S](#) Tip Only: [GTS](#)



Nickel Plated Brass Booster Tip: Multiple holes create a venturi effect, which increases air flow and working capacity. Vari-Flo Blow Gun (as shown): [G1C-BS](#) Tip Only: [GTBS](#)



Air Screen Tip: Nickel plated brass tip provides a conical air stream around the center air stream to minimize dust and chip blowback. Vari-Flo Blow Gun (as shown): [G1C-AS](#) Tip Only: [GTAS](#)



Nickel Plated Steel Straight Extension Tips (3", 6", 8", 10", 12", 16", 18", 24", 30" & 36"): Good for getting into high or hard to reach places. Made from a brass base with a rugged steel extension tube, all nickel plated. Tip Only: [GT03S](#), [GT06S](#), [GT08S](#), [GT10S](#), [GT12S](#), [GT16S](#), [GT18S](#), [GT24S](#), [GT30S](#) & [GT36S](#)



Whisper Tip: Nickel plated brass tip produces a high volume of concentrated air and a low noise level. Vari-Flow Blow Gun (as shown): [G1C-WS](#) Tip Only: [GTWS](#)



Plastic Booster Tip: Unique super booster Nylon tip provides large air volume at low velocity. Will not mar or scratch delicate surfaces. Extremely quiet. Vari-Flo Blow Gun (as shown): [G1C-PBS](#)



Aluminum Straight Extension Tip (24"): Made from lightweight aluminum for easier use and to prevent sparking. Can easily be bent or cut to any length. Tip Only: [GT24AS](#)

WARNING: Removing the Safety Tip from a Blow Gun defeats the Safety Features and creates a Non-Safety Gun.



Aluminum Curved Extension Tips (3" & 6"): Provides high air flow and spark prevention as well as a little more reach into tight spaces that might be inaccessible with straight tips. Also, allows a more comfortable blow-off angle, especially when used with a pistol grip Blow Gun Tip Only: [GTC03AS](#) & [GTC06AS](#) (as shown)

TUBING

FITTINGS

BALL VALVES

FILTER, REGULATOR & LUBRICATOR

HOSE

COUPLERS

BLOW GUN/ACCESS.

TECHNICAL

Blow Gun Accessories - "Non-Safety" Tips

"Non-Safety" Tips do not have a safety by-pass and must be used on air lines that have a regulated maximum pressure of 30 psi in order to comply with the OSHA Standards.



Spray Tip: delivers a fine mist – good for spraying plants, fruits and vegetables. Vari-Flo Blow Gun (as shown): [G1C-PR](#)
Tip Only: [GTPR](#)



Nickel Plated Brass Non-Safety Tip: basic tip for blow off applications where a narrow, concentrated stream of air is required. Vari-Flo Blow Gun (as shown): [G1C-B](#) Tip Only: [GTB](#)



Aluminum Straight Extension Tips (3" & 6"): good for reaching into crevices and tight spaces. Made from lightweight aluminum for easier use and prevents sparking. Tip Only: [GT03A & GT06A](#)



Rubber Tip: soft rubber tip with plated brass base will not scratch or mar delicate surfaces. Vari-Flo Blow Gun (as shown): [G1C-R](#) Tip Only: [GTR](#)



3" Flex Tip: designed to get into tight areas without marring delicate surfaces, especially where some bending is required. Vari-Flo Blow Gun (as shown): [G1C-Y03](#)
Tip Only: [GTY03](#)



Small Diameter 4" Steel Tip: reduced diameter (.19"), bendable tip can reach into places other extensions won't fit into. Tip Only: [GTD04](#)

Tip only - Ordering Information

Description	P/N
Nickel Plated Brass Standard Safety	GTS
Nickel Plated Brass Safety Whisper	GTWS
Nickel Plated Brass Safety Booster	GTBS
Nickel Plated Brass Safety Air Screen	GTAS
3" Nickel Plated Steel Straight Safety Extension	GT03S
6" Nickel Plated Steel Straight Safety Extension	GT06S
8" Nickel Plated Steel Straight Safety Extension	GT08S
10" Nickel Plated Steel Straight Safety Extension	GT10S
12" Nickel Plated Steel Straight Safety Extension	GT12S
16" Nickel Plated Steel Straight Safety Extension	GT16S
18" Nickel Plated Steel Straight Safety Extension	GT18S
24" Nickel Plated Steel Straight Safety Extension	GT24S
30" Nickel Plated Steel Straight Safety Extension	GT30S
36" Nickel Plated Steel Straight Safety Extension	GT36S
24" Aluminum Straight Safety Extension	GT24AS
3" Aluminum Curved Safety Extension	GTC03AS
6" Aluminum Curved Safety Extension	GTC06AS
Standard Non-Safety Nickel Plated Brass	GTB
Non-Safety Rubber	GTR
Non-Safety Nickel Plated Brass Spray	GTPR
Non-Safety 3" Flex	GTY03
3" Aluminum Straight Non-Safety Extension	GT03A
6" Aluminum Straight Non-Safety Extension	GT06S
Non-Safety Small Diameter 4" Steel	GTD04

Technical

- A. Tubing Compatibility Chart
- B. Tube Line Fabrication Guide for Leak Free Systems
- C. Pressure Conversion Chart
- D. English Metric Conversion
- E. Millimeters/Fractions/Decimals Chart
- F. Fahrenheit to Celcius Chart

TUBING

FITTINGS

BALL VALVES

FILTER, REGULATOR & LUBRICATOR

HOSE

COUPLERS

BLOW GUN/ACCESS.

TECHNICAL

Tubing Compatibility Chart

Fitting Line	Polyethylene	Nylon	Nylon SAE J844	Polyurethane
Compression	X ⁺	X ⁺	-	-
Prestolok	X	X	-	X
Flow Controls	X	X		-
Prestomatic	-	X	X	-
Push-To-Connect	-	-	X	-

⁺Tube support recommended.
 Ratings are based on static pressure conditions. Plastic and brass tube support recommended.

Tube Line Fabrication Guide for Leak Free Systems

Every hydraulic, pneumatic and lubrication system requires some form of tube line fabrication and fitting installation for completion. Proper fabrication and installation are essential for the overall efficiency, leak free performance, and general appearance of any system. Start by planning ahead. After sizing the tube lines and selecting the appropriate style of fitting, consider the following in the design of your system:

1. Accessibility of joints
2. Proper routing of lines
3. Adequate tube line supports
4. Available fabricating tools

ROUTING OF LINES

Routing of lines is probably the most difficult yet most significant of these system design considerations. Proper routing involves getting a connecting line from one point to another through the most logical path. Always try to leave fitting joints as accessible as possible. Hard to reach joints are hard to assemble and tighten properly. Inaccessible joints are also more difficult and time consuming to service.

The most logical path should have the following characteristics:

- Avoid excessive strain on joint — A strained joint will eventually leak.

Pressure Conversion Chart

Kilopascals (KPa)	Megapascals (MPa)	Bar (bar)	Kilograms Per Square Centimeter (Kgf/cm ²)	Pounds Per Square Inch (psi)	Pounds Per Square Inch (psi)	Kilopascals (KPa)	Megapascals (MPa)	Bar (bar)	Kilograms Per Square Centimeter (Kgf/cm ²)
100	1.0	1	1.02	14.50	10	68.90	0.07	0.70	0.70
200	0.2	2	2.04	29.00	20	137.90	0.14	1.41	1.41
300	0.3	3	3.06	43.50	30	206.80	0.21	2.10	2.11
400	0.4	4	4.08	58.00	40	275.80	0.28	2.80	2.81
500	0.5	5	5.10	72.50	50	344.70	0.34	3.40	3.52
600	0.6	6	6.12	87.00	60	413.70	0.41	4.10	4.22
700	0.7	7	7.14	101.50	70	482.60	0.48	4.80	4.92
800	0.8	8	8.16	116.00	80	551.60	0.55	5.50	5.63
900	0.9	9	9.18	130.50	90	620.50	0.62	6.20	6.33
1000	1.0	10	10.20	145.00	100	689.00	0.70	6.90	7.00
2000	2.0	20	20.40	290.10	200	1379.00	1.40	13.80	14.10
3000	3.0	30	30.60	435.10	300	2068.00	2.10	20.70	21.10
4000	4.0	40	40.80	580.20	400	2758.00	2.80	27.60	28.10
5000	5.0	50	51.00	725.20	500	3447.00	3.40	34.50	35.20
6000	6.0	60	61.20	870.20	600	4137.00	4.10	41.40	42.20
7000	7.0	70	71.40	1015.30	700	4826.00	4.80	48.30	49.20
8000	8.0	80	81.60	1160.30	800	5516.00	5.50	55.20	56.30
9000	9.0	90	91.80	1305.30	900	6205.00	6.20	62.10	63.30
10000	10.0	100	102.00	1450.00	1000	6895.00	6.90	68.90	70.30
20000	20.0	200	204.00	2901.00	2000	13790.00	13.80	137.90	140.70
30000	30.0	300	306.00	4351.00	3000	20684.00	20.70	206.80	211.00
40000	40.0	400	408.00	5802.00	4000	27579.00	27.60	275.80	281.30
50000	50.0	500	510.00	7252.00	5000	34474.00	34.50	344.70	351.60
60000	60.0	600	612.00	8702.00	6000	41369.00	41.40	413.70	421.90
70000	70.0	700	714.00	10153.00	7000	48263.00	48.30	482.60	492.30
80000	80.0	800	816.00	11603.00	8000	55158.00	55.20	551.60	562.60
90000	90.0	900	918.00	13053.00	9000	62053.00	62.10	620.50	632.90
100000	100.0	1000	1020.00	14504.00	10000	68948.00	68.90	689.00	703.00
200000	100.0	2000	2040.00	29008.00	20000	137895.00	137.90	1379.00	1406.00
300000	300.0	3000	3060.00	43511.00	30000	206843.00	206.80	2068.00	2110.00
					40000	275790.00	275.80	2758.00	2813.00

TUBING

FITTINGS

BALL VALVES

FILTER, REGULATOR & LUBRICATOR

HOSE

COUPLERS

BLOW GUN/ACCESS.

TECHNICAL

English Metric Conversions

Inches x 25.4 = Millimeters (mm)
 Inches x 2.54 = Centimeters (cm)
 Inches x .254 = Decimeters (dm)
 Feet x .3048 = Meters (m)
 Yards x .9144 = Meters (m)
 Psi x .0689 = Bars (Bar)
 Bars x 100 = Kilopascals (kPa)
 Psi x .0069 = Megapascals (MPa)
 Pound Inches x .113 = Newton Meters (N-m)

Pound Feet x 1.356 = Newton Meters (N-m)
 Millimeters x .0394 = Inches
 Centimeters x .3937 = Inches
 Meters x 3.281 = Feet
 Meters x 1.0936 = Yards
 Bars x 14.5 = Psi Megapascals x 145 = Psi
 Newton Meters x 8.85 = Pound Inches
 Newton Meters x .737 = Pound Feet

Millimeters to Fractions to Decimals Chart

mm	Inches		mm	Inches		mm	Inches		mm	Inches	
	Fraction	Decimal		Fraction	Decimal		Fraction	Decimal		Fraction	Decimal
0.3969	1/64	0.0156	6.7469	17/64	0.2656	13.0969	33/64	0.5156	19.4469	49/64	0.7656
0.7938	1/32	0.0312	7.1438	9/32	0.2812	13.4938	17/32	0.5312	19.8438	25/32	0.7812
1.1906	3/64	0.0468	7.5406	19/64	0.2968	13.8906	35/61	0.5468	20.2406	51/64	0.7968
1.5875	1/16	0.0625	7.9375	5/16	0.3125	14.2875	9/16	0.5625	20.2375	13/16	0.8125
1.9844	5/64	0.0781	8.3344	21/64	0.3281	14.6844	37/64	0.5781	21.0344	53/64	0.8281
2.3812	3/32	0.0937	8.7312	11/32	0.3437	15.0812	19/32	0.5937	21.4312	27/32	0.8437
2.7781	7/64	0.1093	9.1281	23/64	0.3593	14.4781	39/64	0.6093	21.8281	55/64	0.8593
3.1750	1/8	0.1250	9.5250	3/8	0.3750	15.8750	5/8	0.6250	22.2250	7/8	0.8750
3.5719	9/64	0.1406	9.9219	25/64	0.3906	16.2719	41/64	0.6406	22.6219	57/64	0.8906
3.9688	5/32	0.1562	10.3188	13/32	0.4062	16.6688	21/32	0.6562	23.0188	29/32	0.9062
4.3656	11/64	0.1718	10.7156	27/64	0.4218	17.0656	43/64	0.6718	23.4156	59/64	0.9218
4.7625	3/16	0.1875	11.1125	7/16	0.4375	17.4625	11/16	0.6875	23.8125	15/16	0.9375
5.1594	13/64	0.2031	11.5094	29/64	0.4531	17.8594	45/64	0.7031	24.2094	61/64	0.9531
5.5562	7/32	0.2187	11.9062	15/32	0.4687	18.2562	23/32	0.7187	24.6062	31/32	0.9687
5.9531	15/64	0.2343	12.3031	31/64	0.4843	18.6531	47/64	0.7343	25.0031	63/64	0.9843
6.3500	1/4	0.2500	12.7000	1/2	0.5000	19.0500	3/4	0.7500	25.4000	1	1.0000

Fahrenheit to Celsius

°F	°C	°F	°C	°F	°C	°F	°C	°F	°C	°F	°C	°F	°C	°F	°C	°F	°C
1	-17.2	63	17.2	125	51.7	187	86.1	249	120.6	311	155	373	189.4	435	223.9	497	258.3
2	-16.7	64	17.8	126	52.2	188	86.7	250	121.1	312	155.6	374	190	436	224.4	498	258.9
3	-16.1	65	18.3	127	52.8	189	87.2	251	121.7	313	156.1	375	190.6	437	225	499	259.4
4	-15.6	66	18.9	128	53.3	190	87.8	252	122.2	314	156.7	376	191.1	438	225.6	500	260
5	-15	67	19.4	129	53.9	191	88.3	253	122.8	315	157.2	377	191.7	439	226.1	501	260.6
6	-14.4	68	20	130	54.4	192	88.9	254	123.3	316	157.8	378	192.2	440	226.7	502	261.1
7	-13.9	69	20.6	131	55	193	89.4	255	123.9	317	158.3	379	192.8	441	227.2	503	261.7
8	-13.3	70	21.1	132	55.6	194	90	256	124.4	318	158.9	380	193.3	442	227.8	504	262.2
9	-12.8	71	21.7	133	56.1	195	90.6	257	125	319	159.4	381	193.9	443	228.3	505	262.8
10	-12.2	72	22.2	134	56.7	196	91.1	258	125.6	320	160	382	194.4	444	228.9	506	263.3
11	-11.7	73	22.8	135	57.2	197	91.7	259	126.1	321	160.6	383	195	445	229.4	507	263.9
12	-11.1	74	23.3	136	57.8	198	92.2	260	126.7	322	161.1	384	195.6	446	230	508	264.4
13	-10.6	75	23.9	137	58.3	199	92.8	261	127.2	323	161.7	385	196.1	447	230.6	509	265
14	-10	76	24.4	138	58.9	200	93.3	262	127.8	324	162.2	386	196.7	448	231.1	510	265.6
15	-9.4	77	25	139	59.4	201	93.9	263	128.3	325	162.8	387	197.2	449	231.7	511	266.1
16	-8.9	78	25.6	140	60	202	94.4	264	128.9	326	163.3	388	197.8	450	232.2	512	266.7
17	-8.3	79	26.1	141	60.6	203	95	265	129.4	327	163.9	389	198.3	451	232.8	513	267.2
18	-7.8	80	26.7	142	61.1	204	95.6	266	130	328	164.4	390	198.9	452	233.3	514	267.8
19	-7.2	81	27.2	143	61.7	205	96.1	267	130.6	329	165	391	199.4	453	233.9	515	268.3
20	-6.7	82	27.8	144	62.2	206	96.7	268	131.1	330	165.6	392	200	454	234.4	516	268.9
21	-6.1	83	28.3	145	62.8	207	97.2	269	131.7	331	166.1	393	200.6	455	235	517	269.4
22	-5.6	84	28.9	146	63.3	208	97.8	270	132.2	332	166.7	394	201.1	456	235.6	518	270
23	-5	85	29.4	147	63.9	209	98.3	271	132.8	333	167.2	395	201.7	457	236.1	519	270.6
24	-4.4	86	30	148	64.4	210	98.9	272	133.3	334	167.8	396	202.2	458	236.7	520	271.1
25	-3.9	87	30.6	149	65	211	99.4	273	133.9	335	168.3	397	202.8	459	237.2	521	271.7
26	-3.3	88	31.1	150	65.6	212	100	274	134.4	336	168.9	398	203.3	460	237.8	522	272.2
27	-2.8	89	31.7	151	66.1	213	100.6	275	135	337	169.4	399	203.9	461	238.3	523	272.8
28	-2.2	90	32.2	152	66.7	214	101.1	276	135.6	338	170	400	204.4	462	238.9	524	273.3
29	-1.7	91	32.8	153	67.2	215	101.7	277	136.1	339	170.6	401	205	463	239.4	525	273.9
30	-1.1	92	33.3	154	67.8	216	102.2	278	136.7	340	171.1	402	205.6	464	240	526	274.4
31	-0.6	93	33.9	155	68.3	217	102.8	279	137.2	341	171.7	403	206.1	465	240.6	527	275
32	0	94	34.4	156	68.9	218	103.3	280	137.8	342	172.2	404	206.7	466	241.1	528	275.6
33	0.6	95	35	157	69.4	219	103.9	281	138.3	343	172.8	405	207.2	467	241.7	529	276.1
34	1.1	96	35.6	158	70	220	104.4	282	138.9	344	173.3	406	207.8	468	242.2	530	276.7
35	1.7	97	36.1	159	70.6	221	105	283	139.4	345	173.9	407	208.3	469	242.8	531	277.2
36	2.2	98	36.7	160	71.1	222	105.6	284	140	346	174.4	408	208.9	470	243.3	532	277.8
37	2.8	99	37.2	161	71.7	223	106.1	285	140.6	347	175	409	209.4	471	243.9	533	278.3
38	3.3	100	37.8	162	72.2	224	106.7	286	141.1	348	175.6	410	210	472	244.4	534	278.9
39	3.9	101	38.3	163	72.8	225	107.2	287	141.7	349	176.1	411	210.6	473	245	535	279.4
40	4.4	102	38.9	164	73.3	226	107.8	288	142.2	350	176.7	412	211.1	474	245.6	536	280
41	5	103	39.4	165	73.9	227	108.3	289	142.8	351	177.2	413	211.7	475	246.1	537	280.6
42	5.6	104	40	166	74.4	228	108.9	290	143.3	352	177.8	414	212.2	476	246.7	538	281.1
43	6.1	105	40.6	167	75	229	109.4	291	143.9	353	178.3	415	212.8	477	247.2	539	281.7
44	6.7	106	41.1	168	75.6	230	110	292	144.4	354	178.9	416	213.3	478	247.8	540	282.2
45	7.2	107	41.7	169	76.1	231	110.6	293	145	355	179.4	417	213.9	479	248.3	541	282.8
46	7.8	108	42.2	170	76.7	232	111.1	294	145.6	356	180	418	214.4	480	248.9	542	283.3
47	8.3	109	42.8	171	77.2	233	111.7	295	146.1	357	180.6	419	215	481	249.4	543	283.9
48	8.9	110	43.3	172	77.8	234	112.2	296	146.7	358	181.1	420	215.6	482	250	544	284.4
49	9.4	111	43.9	173	78.3	235	112.8	297	147.2	359	181.7	421	216.1	483	250.6	545	285
50	10	112	44.4	174	78.9	236	113.3	298	147.8	360	182.2	422	216.7	484	251.1	546	285.6
51	10.6	113	45	175	79.4	237	113.9	299	148.3	361	182.8	423	217.2	485	251.7	547	286.1
52	11.1	114	45.6	176	80	238	114.4	300	148.9	362	183.3	424	217.8	486	252.2	548	286.7
53	11.7	115	46.1	177	80.6	239	115	301	149.4	363	183.9	425	218.3	487	252.8	549	287.2
54	12.2	116	46.7	178	81.1	240	115.6	302	150	364	184.4	426	218.9	488	253.3	550	287.8
55	12.8	117	47.2	179	81.7	241	116.1	303	150.6	365	185	427	219.4	489	253.9		
56	13.3	118	47.8	180	82.2	242	116.7	304	151.1	366	185.6	428	220	490	254.4		
57	13.9	119	48.3	181	82.8	243	117.2	305	151.7	367	186.1	429	220.6	491	255		
58	14.4	120	48.9	182	83.3	244	117.8	306	152.2	368	186.7	430	221.1	492	255.6		
59	15	121	49.4	183	83.9	245	118.3	307	152.8	369	187.2	431	221.7	493	256.1		
60	15.6	122	50	184	84.4	246	118.9	308	153.3	370	187.8	432	222.2	494	256.7		
61	16.1	123	50.6	185	85	247	119.4	309	153.9	371	188.3	433	222.8	495	257.2		
62	16.7	124	51.1	186	85.6	248	120	310	154.4	372	188.9	434	223.3	496	257.8		

TUBING
FITTINGS
BALL VALVES
FILTER, REGULATOR & LUBRICATOR
HOSE
COUPLERS
BLOW GUN/ACCESS.

Safety Guide for Selecting and Using Nycoil Hose, Tubing, Fittings and Related Accessories
Publication No. 4100-A.1
Revised: August 2008

WARNING: Failure or improper selection or improper use of hose, tubing, assemblies, fittings, quick action couplings or related accessories ("Products") can cause death, personal injury and property damage. Possible consequences of failure or improper selection or improper use of these Products include but are not limited to:

- Couplings or Fittings thrown off at high speed.
- High velocity fluid discharge.
- Explosion or burning of the conveyed fluid.
- Electrocutation from high voltage electric power lines.
- Injections by high-pressure fluid discharge.
- Contact with suddenly moving or falling objects that are to be held in position or moved by the conveyed fluid. Dangerously whipping hose.
- Contact with conveyed fluids that may be hot, cold, toxic, or otherwise injurious.
- Sparking or explosion caused by static electricity buildup or other sources of electricity.
- Sparking or explosion while spraying paint or flammable liquids.
- Injuries resulting from inhalation, ingestion or exposure to fluids.

Before selecting or using any of these Products, it is important that you read and follow the instructions below. Only Hose from Parker's Stratoflex Products Division is approved for in-flight aerospace applications.

1.0 GENERAL INSTRUCTIONS

1.1 Scope: This safety guide provides instructions for selecting and using (including assembling, installing, and maintaining) these Products. For convenience, all rubber and/or thermoplastic products commonly called "hose" or "tubing" are called "Hose" in this safety guide. All assemblies made with Hose are called "Hose Assemblies". All products commonly called "fittings", "couplings" or "adapters" are called "Fittings". All related accessories (including crimping and swaging machines and tooling) are called "Related Accessories". This safety guide is a supplement to and is to be used with the specific Parker publications for the specific Tubing, Hose, Fittings and Related Accessories that are being considered for use. Parker publications are available at www.parker.com. SAE J1273 (www.sae.org) and ISO 17165-2 (www.ansi.org) also provide recommended practices for hydraulic Hose Assemblies.

1.2 Fail-Safe: Hose, Hose Assemblies and Fittings can and do fail without warning for many reasons. Design all systems and equipment in a fail-safe mode, so that failure of the Hose, Hose Assembly or Fitting will not endanger persons or property.

1.3 Distribution: Provide a copy of this safety guide to each person that is responsible for selecting or using Hose and Fitting products. Do not select or use Parker Hose or Fittings without thoroughly reading and understanding this safety guide as well as the specific Parker publications for the Products.

1.4 User Responsibility: Due to the wide variety of operating conditions and applications for Hose and Fittings, Parker does not represent or warrant that any particular Hose or Fitting is suitable for any specific end use system. This safety guide does not analyze all technical parameters that must be considered in selecting a product. The user, through its own analysis and testing, is solely responsible for:

- Making the final selection of the Products.
- Assuring that the user's requirements are met and that the application presents no health or safety hazards.
- Providing all appropriate health and safety warnings on the equipment on which the Products are used.
- Assuring compliance with all applicable government and industry standards.

1.5 Additional Questions: Call the appropriate Parker technical service department if you have any questions or require any additional information. See the Parker publication for the Products being considered or used, or call 1-800-CPARKER, or go to www.parker.com, for telephone numbers of the appropriate technical service department.

2.0 HOSE AND FITTINGS SELECTION INSTRUCTIONS

2.1 Electrical Conductivity: Certain applications require that the Hose be nonconductive to prevent electrical current flow. Other applications require the Hose and the Fittings and the Hose/Fitting interface to be sufficiently conductive to drain off static electricity. Extreme care must be exercised when selecting Hose and Fittings for these or any other applications in which electrical conductivity or nonconductivity is a factor.

2.1.1 Electrically Nonconductive Hose: Certain applications require that the Hose be nonconductive to prevent electrical current flow or to maintain electrical isolation. For applications that require Hose to be electrically nonconductive, including but not limited to applications near high voltage electric lines, only special nonconductive Hose can be used. The manufacturer of the equipment in which the nonconductive Hose is to be used must be consulted to be certain that the Hose and Fittings that are selected are proper for the application. Do not use any Parker Hose or Fittings for any such application requiring nonconductive Hose, including but not limited to applications near high voltage electric lines, unless (i) the application is expressly approved in the Parker technical publication for the product, (ii) the Hose is marked "nonconductive", and (iii) the manufacturer of the equipment on which the Hose is to be used specifically approves the particular Parker Hose and Fittings for such use.

2.1.2 Electrically Conductive Hose: Parker manufactures special Hose for certain applications that require electrically conductive Hose.

Parker manufactures special Hose for conveying paint in airless paint spraying applications. This Hose is labeled "Electrically Conductive Airless Paint Spray Hose" on its layline and packaging. This Hose must be properly connected to the appropriate Parker Fittings and properly grounded in order to dissipate dangerous static charge buildup, which occurs in all airless paint spraying applications. Do not use any other Hose for airless paint spraying, even if electrically conductive. Use of any other Hose or failure to properly connect the Hose can cause a fire or an explosion resulting in death, personal injury, and property damage.

Parker manufactures a special Hose for certain compressed natural gas ("CNG") applications where static electricity buildup may occur. Parker CNG Hose assemblies comply with the requirements of ANSI/AS NGV 4.2-1999; CSA 12.52-M99, "Hoses for Natural Gas Vehicles and Dispensing Systems" (www.ansi.org). This Hose is labeled "Electrically Conductive for CNG Use" on its layline and packaging. This Hose must be properly connected to the appropriate Parker Fittings and properly grounded in order to dissipate dangerous static charge buildup, which occurs in, for example, high velocity CNG dispensing or transfer. Do not use any other Hose for CNG applications where static charge buildup may occur, even if electrically conductive. Use of other Hoses in CNG applications or failure to properly connect or ground this Hose can cause a fire or an explosion resulting in death, personal injury, and property damage. Care must also be taken to protect against CNG permeation through the Hose wall. See section 2.7, Permeation, for more information. Parker CNG Hose is intended for dispenser and vehicle use at a maximum temperature of 180°F (82°C). Parker CNG Hose should not be used in confined spaces or unventilated areas or areas exceeding 180°F (82°C). Final assemblies must be tested for leaks. CNG Hose Assemblies should be tested on a monthly basis for conductivity per ANSI/AS NGV 4.2-1999; CSA 12.52-M99.

Parker manufactures special Hose for aerospace in-flight applications. Aerospace in-flight applications employing Hose to transmit fuel, lubricating fluids and hydraulic fluids require a special Hose with a conductive inner tube. This Hose for in-flight applications is available only from Parker's Stratoflex Products Division. Do not use any other Parker Hose for in-flight applications, even if electrically conductive. Use of other Hoses for in-flight applications or failure to properly connect or ground this Hose can cause a fire or an explosion resulting in death, personal injury and property damage. These Hose assemblies for in-flight applications must meet all applicable aerospace industry, aircraft engine and aircraft requirements.

2.2 Pressure: Hose selection must be made so that the published maximum working pressure of the Hose and Fittings are equal to or greater than the maximum system pressure. The maximum working pressure of a Hose Assembly is the lower of the respective published maximum working pressures of the Hose and the Fittings used. Surge pressures or peak transient pressures in the system must be below the published maximum working pressure for the Hose. Surge pressures and peak pressures can usually only be determined by sensitive electrical instrumentation that measures and indicates pressures at millisecond intervals. Mechanical pressure gauges indicate only average pressures and cannot be used to determine surge pressures or peak transient pressures. Published burst pressure ratings for Hose is for manufacturing test purposes only and is no indication that the Product can be used in applications at the burst pressure or otherwise above the published maximum recommended working pressure.

2.3 Suction: Hoses used for suction applications must be selected to insure that the Hose will withstand the vacuum and pressure of the system. Improperly selected Hose may collapse in suction application.

2.4 Vacuum: Not all fittings are suitable or recommended for vacuum service. Fittings used for vacuum applications must be selected to ensure that the quick actions couplings will withstand the vacuum and pressure of the system.

TUBING

FITTINGS

BALL VALVES

FILTER, REGULATOR & LUBRICATOR

HOSE

COUPLERS

BLOW GUN/ACCESS.

TECHNICAL

2.5 Temperature: Be certain that fluid and ambient temperatures, both steady and transient, do not exceed the limitations of the Hose. Temperatures below and above the recommended limit can degrade Hose to a point where a failure may occur and release fluid. Properly insulate and protect the Hose Assembly when routing near hot objects (e.g. manifolds). Do not use any Hose in any application where failure of the Hose could result in the conveyed fluids (or vapors or mist from the conveyed fluids) contacting any open flame, molten metal, or other potential fire ignition source that could cause burning or explosion of the conveyed fluids or vapors.

2.6 Fluid Compatibility: Hose Assembly selection must assure compatibility of the Hose tube, cover, reinforcement, and Fittings with the fluid media used. See the fluid compatibility chart in the Parker publication for the product being considered or used. This information is offered only as a guide. Actual service life can only be determined by the end user by testing under all extreme conditions and other analysis.

Hose that is chemically compatible with a particular fluid must be assembled using Fittings and adapters containing likewise compatible seals.

2.7 Permeation: Permeation (that is, seepage through the Hose) will occur from inside the Hose to outside when Hose is used with gases, liquid and gas fuels, and refrigerants (including but not limited to such materials as helium, diesel fuel, gasoline, natural gas, or LPG). This permeation may result in high concentrations of vapors which are potentially flammable, explosive, or toxic, and in loss of fluid. Dangerous explosions, fires, and other hazards can result when using the wrong Hose for such applications. The system designer must take into account the fact that this permeation will take place and must not use Hose if this permeation could be hazardous. The system designer must take into account all legal, government, insurance, or any other special regulations which govern the use of fuels and refrigerants. Never use a Hose even though the fluid compatibility is acceptable without considering the potential hazardous effects that can result from permeation through the Hose Assembly. Permeation of moisture from outside the Hose to inside the Hose will also occur in Hose assemblies, regardless of internal pressure. If this moisture permeation would have detrimental effects (particularly, but not limited to refrigeration and air conditioning systems), incorporation of sufficient drying capacity in the system or other appropriate system safeguards should be selected and used.

2.8 Locking Means: Ball locking fittings can unintentionally disconnect if they are dragged over obstructions on the end of a hose or if the sleeve is bumped or moved enough to cause disconnect. Sleeves designed with flanges to provide better gripping for oily or gloved hands are especially susceptible to accidental disconnect and should not be used where these conditions exist. Sleeve lock or union (threaded) sleeve designs should be considered where there is a potential for accidental uncoupling.

2.9 Size: Transmission of power by means of pressurized liquid varies with pressure and rate of flow. The size of the fittings and other components of the system must be adequate to keep pressure losses to a minimum and avoid damage due to heat generation or excessive fluid velocity.

2.10 Routing: Attention must be given to optimum routing to minimize inherent problems (kinking or flow restriction due to Hose collapse, twisting of the Hose, proximity to hot objects or heat sources). For additional routing recommendations see SAE J1273 and ISO 17165-2. Hose Assemblies have a finite life and if possible, should be installed in a manner that allows for ease of inspection and future replacement. Rubber Hose because of its relative short life, should not be used in residential and commercial buildings for HVAC (heating, ventilating and air conditioning) applications.

2.11 Environment: Care must be taken to ensure that quick action couplings are either compatible with or protected from the environment (that is, surrounding conditions) to which they are exposed. Environmental conditions including but not limited to ultraviolet radiation, ozone, moisture, water, salt water, chemicals, and air pollutants can cause degradation and premature failure.

2.12 Mechanical Loads: External forces can significantly reduce Hose life or cause failure. Mechanical loads which must be considered include excessive flexing, twist, kinking, tensile or side loads, bend radius, and vibration. Use of swivel type Fittings or adapters may be required to insure no twist is put into the Hose. Unusual applications may require special testing prior to Hose selection.

2.13 Physical Damage: Care must be taken to protect Hose from wear, snagging, kinking, bending smaller than minimum bend radius and cutting, any of which can cause premature Hose failure. Any Hose that has been kinked or bent to a radius smaller than the minimum bend radius, and any Hose that has been cut or is cracked or is otherwise damaged should be removed and discarded.

2.14 Proper End Fitting: See instructions 3.2 through 3.5. These recommendations may be substantiated by testing to industry standards such as SAE J517 for hydraulic applications, or MIL-A-5070, AS1339, or AS3517 for Hoses from Parker's Stratoflex Products Division for aerospace applications.

2.15 Length: When establishing a proper Hose length, motion absorption, Hose length changes due to pressure, and Hose and machine tolerances and movement must be considered.

2.16 Specifications and Standards: When selecting Hose and Fittings, government, industry, and Parker specifications and recommendations must be reviewed and followed as applicable.

2.17 Hose Cleanliness: Hose components may vary in cleanliness levels. Care must be taken to insure that the Hose Assembly selected has an adequate level of cleanliness for the application.

2.18 Fire Resistant Fluids: Some fire resistant fluids that are to be conveyed by Hose require use of the same type of Hose as used with petroleum base fluids. Some such fluids require a special Hose, while a few fluids will not work with any Hose at all. See instructions 2.5 and 1.5. The wrong Hose may fail after a very short service. In addition, all liquids but pure water may burn fiercely under certain conditions, and even pure water leakage may be hazardous.

2.19 Radiant Heat: Hose can be heated to destruction without contact by such nearby items as hot manifolds or molten metal. The same heat source may then initiate a fire. This can occur despite the presence of cool air around the Hose.

2.20 Welding or Brazing: When using a torch or arc welder in close proximity to hydraulic lines, the hydraulic lines should be removed or shielded with appropriate fire resistant materials. Flame or weld spatter could burn through the Hose and possibly ignite escaping fluid resulting in a catastrophic failure. Heating of plated parts, including Hose Fittings and adapters, above 450°F (232°C) such as during welding, brazing or soldering may emit deadly gases.

2.21 Atomic Radiation: Atomic radiation affects all materials used in Hose assemblies. Since the long-term effects may be unknown, do not expose Hose assemblies to atomic radiation.

2.22 Aerospace Applications: The only Hose and Fittings that may be used for in-flight aerospace applications are those available from Parker's Stratoflex Products Division. Do not use any other Hose or Fittings for in-flight applications. Do not use any Hose or Fittings from Parker's Stratoflex Products Division with any other Hose or Fittings, unless expressly approved in writing by the engineering manager or chief engineer of Stratoflex Products Division and verified by the user's own testing and inspection to aerospace industry standards.

2.23 Pressurized Connect or Disconnect: If connecting or disconnecting under pressure is a requirement, use only fittings designed for that purpose. The rated operating pressure of a fitting may not be the pressure at which it may be safely connected or disconnected.

2.24 Unlocking Couplings: Ball locking couplings or other Fittings with quick disconnect ability can unintentionally disconnect if they are dragged over obstructions, or if the sleeve or other disconnect member, is bumped or moved enough to cause disconnect. Threaded Fittings should be considered where there is a potential for accidental uncoupling.

3.0 HOSE & FITTINGS ASSEMBLY AND INSTALLATION INSTRUCTIONS

3.1 Pre-Installation Inspection: Before installing a quick action coupling, visually inspect it and check for correct style, body material, seal material, and catalog number. Before final installation, coupling halves should be connected and disconnected with a sample of the mating half with which they will be used. Prior to installation, a careful examination of the Hose Assembly must be performed. Inspect the Hose Assembly for any damage or defects. DO NOT use any Hose Assembly that displays any signs of nonconformance.

3.2 Component Inspection: Prior to assembly, a careful examination of the Hose and Fittings must be performed. All components must be checked for correct style, size, catalog number, and length. The Hose must be examined for cleanliness, obstructions, blisters, cover looseness, kinks, cracks, cuts or any other visible defects. Inspect the Fitting and sealing surfaces for burrs, nicks, corrosion or other imperfections. Do NOT use any component that displays any signs of nonconformance.

3.3 Hose and Fitting Assembly: Do not assemble a Parker Fitting on a Parker Hose that is not specifically listed by Parker for that Fitting, unless authorized in writing by the engineering manager or chief engineer of the appropriate Parker division. Do not assemble a Parker Fitting on another manufacturer's Hose or a Parker Hose on another manufacturer's Fitting unless (i) the engineering manager or chief engineer of the appropriate Parker division approves the Assembly in writing or that combination is expressly approved in the appropriate Parker literature for the specific Parker product, and (ii) the user verifies the Assembly and the application through analysis and testing. For Parker Hose that does not specify a Parker Fitting, the user is solely responsible for the selection of the proper Fitting and Hose Assembly procedures. See instruction 1.4. To prevent the possibility of problems such as leakage at the Fitting or system contamination, it is important to completely remove all debris from the cutting operation before installation of the Fittings. The Parker published instructions must be followed for assembling the Fittings on the Hose. These instructions are provided in the Parker Fitting catalog for the specific Parker Fitting being used, or by calling 1-800-CPARKER, or www.parker.com.

3.4 Fitting Installation: Use a thread sealant, lubricant, or a combination of both when assembling pipe thread joints in quick action couplings. Be sure the sealant is compatible with the system fluid or gas. To avoid system contamination, use a liquid or paste type sealant rather than a tape style. Use the flats provided to hold the quick action coupling when installing fittings. Do not use pipe wrenches or a vice on other parts of the coupling to hold it when installing or removing fittings as damage or loosening of threaded joints in the coupling assembly could result. Do not apply excessive torque to taper pipe threads because cracking or splitting of the female component can result.

3.5 Related Accessories: Do not crimp or swage any Parker Hose or Fitting with anything but the listed swage or crimp machine and dies in accordance with Parker published instructions. Do not crimp or swage another manufacturer's Fitting with a Parker crimp or swage die unless authorized in writing by the engineering manager or chief engineer of the appropriate Parker division.

3.6 Caps & Plugs: Use dust caps and plugs when fittings are not coupled to exclude dirt and contamination and to protect critical surfaces from damage.

3.7 Parts: Do not use any Parker Fitting part (including but not limited to socket, shell, nipple, or insert) except with the correct Parker mating parts, in accordance with Parker published instructions, unless authorized in writing by the engineering manager or chief engineer of the appropriate Parker division.

3.8 Field Attachable/Permanent: Do not reuse any field attachable Hose Fitting that has blown or pulled off a Hose. Do not reuse a Parker permanent Hose Fitting (crimped or swaged) or any part thereof. Complete Hose Assemblies may only be reused after proper inspection under section 4.0. Do not assemble Fittings to any previously used hydraulic Hose that was in service, for use in a fluid power application.

TUBING

FITTINGS

BALL VALVES

FILTER, REGULATOR & LUBRICATOR

HOSE

COUPLERS

BLOW GUN/ACCESS.

TECHNICAL

3.9 Coupling Location: Locate quick action couplings where they can be reached for connect or disconnect without exposing the operator to slipping, falling, getting sprayed, or coming in contact with hot or moving parts.

3.10 Hose Whips: Use a hose whip (a short length of hose between the tool and the coupling half) instead of rigidly mounting a coupling half on hand tools or other devices. This reduces the potential for coupling damage if the tool is dropped and provides some isolation from mechanical vibration which could cause uncoupling.

3.11 Minimum Bend Radius: Installation of a Hose at less than the minimum listed bend radius may significantly reduce the Hose life. Particular attention must be given to preclude sharp bending at the Hose to Fitting juncture. Any bending during installation at less than the minimum bend radius must be avoided. If any Hose is kinked during installation, the Hose must be discarded.

3.12 Twist Angle and Orientation: Hose Assembly installation must be such that relative motion of machine components does not produce twisting.

3.13 Securement: In many applications, it may be necessary to restrain, protect, or guide the Hose to protect it from damage by unnecessary flexing, pressure surges, and contact with other mechanical components. Care must be taken to insure such restraints do not introduce additional stress or wear points.

3.14 Proper Connection of Ports: Proper physical installation of the Hose Assembly requires a correctly installed port connection insuring that no twist or torque is transferred to the Hose when the Fittings are being tightened or otherwise during use.

3.15 External Damage: Proper installation is not complete without insuring that tensile loads, side loads, kinking, flattening, potential abrasion, thread damage or damage to sealing surfaces are corrected or eliminated. See instruction 2.12

3.16 System Checkout: All air entrapment must be eliminated and the system pressurized to the maximum system pressure (at or below the Hose maximum working pressure) and checked for proper function and freedom from leaks. Personnel must stay out of potential hazardous areas while testing and using.

3.17 Routing: The Hose Assembly should be routed in such a manner so if a failure does occur, the escaping media will not cause personal injury or property damage. In addition, if fluid media comes in contact with hot surfaces, open flame or sparks, a fire or explosion may occur. See section 2.4.

3.18 Ground Fault Equipment Protection Devices (GFEPDs): WARNING! Fire and Shock Hazard. To minimize the danger of fire if the heating cable of a Multitube bundle is damaged or improperly installed, use a Ground Fault Equipment Protection Device. Electrical fault currents may be insufficient to trip a conventional circuit breaker.

For ground fault protection, the IEEE 515:1989 (www.ansi.org) standard for heating cables recommends the use of GFEPDs with a nominal 30 milliampere trip level for "piping systems in classified areas, those areas requiring a high degree of maintenance, or which may be exposed to physical abuse or corrosive atmospheres".

4.0 HOSE AND FITTING MAINTENANCE AND REPLACEMENT INSTRUCTIONS

4.1 Even with proper selection and installation, Hose life may be significantly reduced without a continuing maintenance program. The severity of the application, risk potential from a possible Hose failure, and experience with any Hose failures in the application or in similar applications should determine the frequency of the inspection and the replacement for the Products so that Products are replaced before any failure occurs. A maintenance program must be established and followed by the user and, at minimum, must include instructions 4.2 through 4.7.

4.2 Visual Inspection Hose/Fitting: Any of the following conditions require immediate shut down and replacement of the Hose Assembly:

- Fitting slippage on Hose;
- Damaged, cracked, cut or abraded cover (any reinforcement exposed);
- Blistered, soft, degraded, or loose cover.
- Hard, stiff, heat cracked, or charred Hose;
- Cracked, damaged, or badly corroded Fittings;
- Leaks at Fitting or in Hose; and
- Kinked, crushed, flattened or twisted Hose.

4.3 Visual Inspection All Other: The following items must be tightened, repaired, corrected or replaced as required:

- Leaking port conditions;
- Excess dirt buildup;
- Worn clamps, guards or shields; and
- System fluid level, fluid type, and any air entrapment.

4.4 Functional Test: Operate the system at maximum operating pressure and check for possible malfunctions and leaks. Personnel must avoid potential hazardous areas while testing and using the system.

See section 2.2.

4.5 Replacement Intervals: Hose assemblies and elastomeric seals used on Hose Fittings and adapters will eventually age, harden, wear and deteriorate under thermal cycling and compression set. Hose Assemblies and elastomeric seals should be inspected and replaced at specific replacement intervals, based on previous service life, government or industry recommendations, or when failures could result in unacceptable downtime, damage, or injury risk. See section 1.2. Hose and Fittings may be subjected to internal mechanical and/or chemical wear from the conveying fluid and may fail without warning. The user must determine the product life under such circumstances by testing. Also see section 2.6.

4.6 Hose Inspection and Failure: Hydraulic power is accomplished by utilizing high pressure fluids to transfer energy and do work. Hoses, Fittings and Hose Assemblies all contribute to this by transmitting fluids at high pressures. Fluids under pressure can be dangerous and potentially lethal and, therefore, extreme caution must be exercised when working with fluids under pressure and handling the Hoses transporting the fluids. From time to time, Hose Assemblies will fail if they are not replaced at proper time intervals. Usually these failures are the result of some form of misapplication, abuse, wear or failure to perform proper maintenance. When Hoses fail, generally the high pressure fluids inside escape in a stream which may or may not be visible to the user. Under no circumstances should the user attempt to locate the leak by "feeling" with their hands or any other part of their body. High pressure fluids can and will penetrate the skin and cause severe tissue damage and possibly loss of limb. Even seemingly minor hydraulic fluid injection injuries must be treated immediately by a physician with knowledge of the tissue damaging properties of hydraulic fluid.

If a Hose failure occurs, immediately shut down the equipment and leave the area until pressure has been completely released from the Hose Assembly. Simply shutting down the hydraulic pump may or may not eliminate the pressure in the Hose Assembly. Many times check valves, etc., are employed in a system and can cause pressure to remain in a Hose Assembly even when pumps or equipment are not operating. Tiny holes in the Hose, commonly known as pinholes, can eject small, dangerously powerful but hard to see streams of hydraulic fluid. It may take several minutes or even hours for the pressure to be relieved so that the Hose Assembly may be examined safely. Once the pressure has been reduced to zero, the Hose Assembly may be taken off the equipment and examined. It must always be replaced if a failure has occurred. Never attempt to patch or repair a Hose Assembly that has failed. Consult the nearest Parker distributor or the appropriate Parker division for Hose Assembly replacement information.

Never touch or examine a failed Hose Assembly unless it is obvious that the Hose no longer contains fluid under pressure. The high pressure fluid is extremely dangerous and can cause serious and potentially fatal injury.

4.7 Elastomeric seals: Elastomeric seals will eventually age, harden, wear and deteriorate under thermal cycling and compression set. Elastomeric seals should be inspected and replaced.

4.8 Refrigerant gases: Special care should be taken when working with refrigeration systems. Sudden escape of refrigerant gases can cause blindness if the escaping gases contact the eye and can cause freezing or other severe injuries if it contacts any other portion of the body.

4.9 Compressed natural gas (CNG): Parker CNG Hose Assemblies should be tested after installation and before use, and at least on a monthly basis per ANSI/AS NGV 4.2-1999; CSA 12.52-M99 Section 4.2 "Visual Inspection Hose/Fitting". The recommended procedure is to pressurize the Hose and check for leaks and to visually inspect the Hose for damage.

Caution: Matches, candles, open flame or other sources of ignition shall not be used for Hose inspection. Leak check solutions should be rinsed off after use.

5.0 HOSE STORAGE

5.1 Age Control: Hose and Hose Assemblies must be stored in a manner that facilitates age control and first-in and first-out usage based on manufacturing date of the Hose and Hose Assemblies. The shelf life of rubber Hose or Hose Assemblies that have passed visual inspection and a proof test is 10 years (40 quarters) from the date of manufacture. The shelf life of thermoplastic and polytetrafluoroethylene Hose or Hose Assemblies is considered to be unlimited.

5.2 Storage: Stored Hose and Hose Assemblies must not be subjected to damage that could reduce their expected service life and must be placed in a cool, dark and dry area with the ends capped. Stored Hose and Hose Assemblies must not be exposed to temperature extremes, ozone, oils, corrosive liquids or fumes, solvents, high humidity, rodents, insects, ultraviolet light, electromagnetic fields or radioactive materials.



Please call our Customer Service Department to get this Price List on disk.

TERMS AND CONDITIONS OF SALE

Unless by separate written agreement signed by Nycoil, the terms and conditions specified below comprises the whole agreement between seller and buyer. No other terms or conditions shall be of any consequence. If buyer accepts any part of the offered merchandise then buyer agrees to all such terms and conditions as set forth in Nycoil condition of sale. If buyer finds any term or condition not acceptable, buyer must notify Nycoil at once. Any additional or different terms and or conditions contained in buyers purchase orders or response hereto shall be deemed objected to by seller and shall be of no effect.

WARRANTY

Nycoil warrants its product to be free of defects in material and workmanship however makes no other warranties of merchantability, fitness, or otherwise, and there are no warranties which extends beyond the description on this document. Liability for breach of this warranty in material and workmanship is limited to repair or replacement of defective parts if returned to Nycoil within one year after the date of purchase.

Nycoil shall not be liable for incidental or consequential damages. No allowance will be made for repairs made by the purchaser.

TERMS OF PAYMENT

Net 30 Days.

ORDERS

All orders are subject to acceptance by Nycoil at our Office in Randleman, NC. At Seller's option, terms of payment may be different from those set forth in this Condition of Sales.

MINIMUM CHARGES

Minimum billing on any order shall be \$50.00.

DELIVERIES

Delivery commitments are based upon the best information available at the time of quotation. Seller shall not be held liable for delays in shipping due to causes beyond our control or the control of our suppliers or subcontractors.

RETURN GOODS

No returns for credit will be allowed without Seller's prior written permission. Only unused active items in current product offerings will be considered for return or credit. Credit will be based upon prices in effect at time of return or time of invoicing, whichever lower, subject to restocking charge and any additional expense incurred in restoring goods to saleable condition, as determined by our inspection. All shipping charges shall be prepaid.

OTHER CANCELLATIONS

Cancelled orders are subject to a reasonable cancellation charge; however, orders for special products are not subject to cancellations.

DEFAULTS AND WAIVER

- If Buyer fails with respect to this or any other agreement with the Seller to pay any invoice when due or to accept any shipment as scheduled, Seller may, without prejudice to other remedies, defer further shipments until the default is corrected or terminate this agreement.
- No course of conduct, nor any delay of Seller in exercising any rights hereunder, shall waive any rights of Seller or modify this agreement

GOVERNING LAWS

This agreement shall be construed to be between merchants. The laws of the State of New Jersey shall govern any questions concerning its validity, construction or performance.

Nycoil is continually developing new innovations for our product line and, as a result, we reserve the right to make design, engineering, specification or pricing changes without prior notice.

Some items may require a minimum order quantity prior to production.

164 Pointe South Drive, Randleman, North Carolina 27317
Phone: 866-322-6644 Fax: 336-495-9520 E-Mail: nycoil@nycoil.com Web Site: www.nycoil.com



TUBING
FITTINGS
BALL VALVES
FILTER, REGULATOR & LUBRICATOR
HOSE
COUPLERS
BLOW GUN/ACCESS.
TECHNICAL

Part Number Index

TECHNICAL

	Part Number	Page	Part Number	Page	Part Number	Page
TUBING	00201.....	E-13	06256.....	E-6, E-9	10876.....	B-32
	00202.....	E-13	06264.....	E-6, E-9	10877.....	B-31
	00203.....	E-13	06266.....	E-6, E-9	10878.....	B-31
	00206.....	E-14	07244.....	E-6, E-9	10880.....	B-33
	00301.....	E-13	07264.....	E-6, E-9	10881.....	B-33
	00302.....	E-13	07266.....	E-6, E-9	10882.....	B-32
	00303.....	E-13			10883.....	B-32
	00306.....	E-14	10143.....	B-32	10884.....	B-31
	00401.....	E-13	10182.....	B-32	10885.....	B-32
	00402.....	E-13	10275.....	B-32	10886.....	B-34
FITTINGS	00403.....	E-13	10276.....	B-32	10888.....	B-34
	00406.....	E-14	10280.....	B-33	10890.....	B-34
	00501.....	E-13	10283.....	B-32	10891.....	B-34
	00502.....	E-13	10284.....	B-31	10892.....	B-32
	00503.....	E-13	10286.....	B-34	10893.....	B-33
	00506.....	E-14	10288.....	B-34	10894.....	B-33
	00601.....	E-13	10290.....	B-34	10897.....	B-33
	00602.....	E-13	10291.....	B-34	10898.....	B-34
	00603.....	E-13	10293.....	B-33	10942.....	B-32
	00606.....	E-14	10294.....	B-33	10945.....	B-32
BALL VALVES	00701.....	E-13	10297.....	B-33	10947.....	B-32
	00702.....	E-13	10298.....	B-34	10972.....	B-33
	00703.....	E-13	10475.....	B-32	10975.....	B-32
	00706.....	E-14	10476.....	B-32	10977.....	B-31
	00802.....	E-13	10477.....	B-31	10978.....	B-31
	00803.....	E-13	10480.....	B-33	10980.....	B-33
	00806.....	E-14	10481.....	B-33	10981.....	B-33
	00906.....	E-14	10482.....	B-32	10982.....	B-32
			10483.....	B-32	10983.....	B-32
			10484.....	B-31	10984.....	B-31
FILTER, REGULATOR & LUBRICATOR	01200.....	E-13	10485.....	B-32	10985.....	B-32
	01205.....	E-13	10486.....	B-34	10986.....	B-34
	01300.....	E-13	10487.....	B-34	10990.....	B-34
	01305.....	E-13	10488.....	B-34	10993.....	B-33
	01306.....	E-13	10490.....	B-34	10994.....	B-33
	01307.....	E-13	10491.....	B-34	10997.....	B-33
	01400.....	E-13	10493.....	B-33	10998.....	B-34
	01405.....	E-13	10494.....	B-33		
	01406.....	E-13	10496.....	B-34	11104.....	D-20
	01407.....	E-13	10497.....	B-33	11151.....	D-20
HOSE	01500.....	E-13	10498.....	B-34	11173.....	D-20
	01505.....	E-13	10643.....	B-32	11294.....	D-20
	01506.....	E-13	10672.....	B-33		
	01507.....	E-13	10675.....	B-32	12155A.....	D-10
	01600.....	E-13	10676.....	B-32	12316.....	D-10
	01605.....	E-13	10677.....	B-31	12UN.....	F-30
	01606.....	E-13	10680.....	B-33		
	01607.....	E-13	10681.....	B-33	131515A.....	D-8
	01640.....	E-13	10682.....	B-32	131614A.....	D-8
	01645.....	E-13	10683.....	B-32	1349161A.....	D-8
COUPLERS	01646.....	E-13	10684.....	B-31	13KA.....	F-51
	01647.....	E-13	10685.....	B-32	13SF.....	F-51
	01700.....	E-13	10686.....	B-34		
	01705.....	E-13	10688.....	B-34	1400KA.....	F-4
	01802.....	E-13	10690.....	B-34	1423KA.....	F-13
	01806.....	E-13	10691.....	B-34	14KA.....	F-23
	01900.....	E-13	10692.....	B-32	14KE.....	F-86
	01980.....	E-13	10693.....	B-33	14KF.....	F-23
			10694.....	B-33	14KM.....	F-21
			10697.....	B-33		
BLOW GUN/ACCESS.	02KA.....	F-57	10698.....	B-34	15KM.....	F-49
	02SF.....	F-58	10843.....	B-32	15SF.....	F-49
			10845.....	B-32		
	06172.....	E-6	10872.....	B-33	1600KA.....	F-41
	06167.....	E-6	10875.....	B-32	1625KA.....	F-38
	06244.....	E-6, E-9				
	06254.....	E-6, E-9				

Part Number	Page	Part Number	Page	Part Number	Page
17KA	F-46	25SS	F-98	4145	A-6
17SF	F-47	26KA	F-39	4147	A-6
17TL	F-47	26KE	F-92	4149	A-6
204KL	F-82	26KF	F-39	4150	A-6
204SL	F-82	26SF	F-34, F-40	4154	A-6
206KL	F-83	26SF (Rectukey)	F-106	4156	A-6
206SL	F-83	26SF	F-34, F-40	4810	A-10
209KL	F-84	26SR	F-34, F-40	4812	A-10
209SL	F-84	27KA	F-42	4813	A-10
20KA	F-59	27KB	F-44	4814	A-10
20KB	F-61	27KF	F-42	4817	A-10
20KF	F-59	27SB	F-45	4822	A-10
20SB	F-62	27SF	F-43	4823	A-10
20SF	F-60, F-64	2N2GS22	E-12	4824	A-10
21KA	F-65	2N2GS23	E-12	4825	A-10
21KA (Rectukey)	F-101	2N2XX22	E-12	4840	A-10
21KB	F-68	2N2XX23	E-12	4843	A-10
21KB (Thermoplastic)	F-101	2N3AS22	E-12	4845	A-10
21KD	F-96	2N3AS23	E-12	4847	A-10
21KF	F-65	2N3XX22	E-12	4860	A-10
21KF (Rectukey)	F-101	2N3XX23	E-12	4865	A-10
21KL	F-78	2N4AS22	E-12	48KB (Thermoplastic)	F-114
21KR	F-94	2N4AS23	E-12	48SB (Thermoplastic)	F-116
21KS	F-94	2N4XX22	E-12	48SF (Thermoplastic)	F-117
21SB	F-70	2N4XX23	E-12	52606	B-22
21SB (Thermoplastic)	F-110 : F-111	2N6BS22	E-12	52610	B-18, B-22
21SD	F-97	2N6BS23	E-12	52611	B-22
21SF	F-67, F-72	2N6XX22	E-12	52612	B-22
21SF (Rectukey)	F-103	2N6XX23	E-12	52620	B-18
21SF (Thermoplastic)	F-112 : F-113	2N8CS22	E-12	52640	B-18
21SL	F-79	2N8CS23	E-12	52650	B-18, B-22
21SS	F-95	2N8XX22	E-12	52660	B-18
22KA	F-24	2N8XX23	E-12	52680	B-18
22SF	F-22 : F-25, F-31	2N9DS21	E-12	53KM	F-27
23FA	F-10, F-12, F-14	2N9DS22	E-12	53SF	F-28, F-31
23KA	F-11	2N9XX21	E-12	55KM	F-28
23KE (Thermoplastic)	F-88	2N9XX22	E-12	55SF	F-29
23KF	F-11	30KA	F-16	60001	A-12
23SF	F-8, F-10, F-12, F-14	30KM	F-14	60002	A-12
23SF (Thermoplastic)	F-89, F-90	30SF	F-15, F-17	60004	A-12
23SR	F-10, F-12	37KA	F-19	60020	A-12
24KA	F-9	37KF	F-19	60022	A-12
24KE (Thermoplastic)	F-89	37KM	F-18	60023	A-12
24KM	F-7	37SF	F-19, F-20	6021	A-5, A-6
25FA	F-34, F-40	38KB	F-52	6022	A-5
25KA	F-32	38SF	F-53	6023	A-5
25KA (Rectukey)	F-105	39KB	F-54	6033	A-5
25KB	F-35	39SF	F-55	6044	A-5
25KD	F-99	40KA	F-26	6046	A-5
25KE	F-91	40SF	F-26	6047	A-5
25KF	F-32	4110	A-6	6055	A-5
25KL	F-80	4112	A-6	6066	A-5
25KS	F-98	4113	A-6	6088	A-5
25SB	F-37	4115	A-6	6121	A-5
25SD	F-100	4116	A-6	6122	A-5
25SF	F-34, F-39, F-42	4143	A-6	6123	A-5
25SF (Thermoplastic)	F-92, F-93			6133	A-5
25SL	F-81				

TUBING
FITTINGS
BALL VALVES
FILTER, REGULATOR & LUBRICATOR
HOSE
COUPLERS
BLOW GUN/ACCESS.
TECHNICAL

Part Number Index

TECHNICAL
BLOW GUN/ACCESS.
COUPLERS
HOSE
FILTER, REGULATOR & LUBRICATOR
BALL VALVES
FITTINGS
TUBING

Part Number	Page	Part Number	Page	Part Number	Page
6144	A-5	7116	A-5	7910	A-8
6146	A-5	71KB (Thermoplastic)	F-119	7913	A-8
6147	A-5	71SB (Thermoplastic)	F-119		
6155	A-5			80020	C-3
6166	A-5	7203	A-3	80021	C-3
6188	A-5	7206	A-3	80030	C-3
		7208	A-3	80031	C-3
6244	A-3	7211	A-3	80040	C-3
6255	A-3	72KB (Thermoplastic)	F-120	80041	C-3
6266	A-3	72SB (Thermoplastic)	F-120	80060	C-3
6288	A-3			80061	C-3
		7303	A-8	80080	C-3
6322	A-8	7305	A-8	80081	C-3
6325	A-8	7306	A-8		
6333	A-8	7308	A-8	80100	C-3
6344	A-8	7310	A-8	80120	C-3
6346	A-8	7313	A-8	80160	C-3
6366	A-8	73KB (Thermoplastic)	F-121		
		73SB (Thermoplastic)	F-121	80210	B-36
6444	A-3			80220	B-36
6455	A-3	7402	A-5	80230	B-36
6466	A-3	7404	A-5	80240	B-36
		7405	A-5	80260	B-36
6521	A-5	7406	A-5	80310	B-36
6522	A-5	7408	A-5	80320	B-36
6523	A-5	7410	A-5	80330	B-36
6533	A-5	7411	A-5	80340	B-36
6544	A-5	7412	A-5	80410	B-36
6546	A-5	74KB (Thermoplastic)	F-122	80420	B-36
6547	A-5	74SB (Thermoplastic)	F-122	80430	B-36
6555	A-5			80440	B-36
6566	A-5	7503	A-3	80510	B-35
		7506	A-3	80520	B-35
6622	A-8	7508	A-3	80530	B-35
6625	A-8	7511	A-3	80540	B-35
6633	A-8	75KB (Thermoplastic)	F-123	80560	B-35
6644	A-3	75SB (Thermoplastic)	F-123	80600	B-35
6645	A-8			80610	B-35
6646	A-8	7603	A-8	80620	B-35
6655	A-3	7605	A-8	80630	B-35
6666	A-3	7606	A-8	80640	B-35
6667	A-8	7608	A-8	80660	B-35
6687	A-8	7610	A-8		
6688	A-3	7613	A-8	82012	B-23
		76KB (Thermoplastic)	F-124	82014	B-23
6722	A-8	76SB (Thermoplastic)	F-124	82042	B-23
6725	A-8			82044	B-23
6733	A-8	7702	A-5	82064	B-23
6744	A-8	7704	A-5	82066	B-23
6746	A-8	7705	A-5	82112	B-23
6766	A-8	7706	A-5	82142	B-23
6787	A-8	7708	A-5	82144	B-23
		7710	A-5	82164	B-23
6687	A-8	7711	A-5	82166	B-23
6888	A-5	7712	A-5	82342	B-24
6988	A-3			82344	B-24
		7803	A-3	82442	B-24
7102	A-5	7806	A-3	82444	B-24
7104	A-5	7808	A-3		
7105	A-5	7811	A-3	83011	B-25
7106	A-5			83044	B-25
7108	A-5	7903	A-8	83055	B-25
7110	A-5	7905	A-8	83066	B-25
7111	A-5	7906	A-8	83088	B-25
7112	A-5	7908	A-8	83212	B-26

Part Number	Page	Part Number	Page	Part Number	Page
83242.....	B-26	AFF-EL37B	D-6	B520 (Hose)	E-5
83244.....	B-26	AFF-EL57B	D-6	B520 (Bracket)	D-12
83411.....	B-26	AK13-NPT	G-5	B525	E-5
83444.....	B-26	AI13-NPT	G-5	B540 (Hose)	E-5
83455.....	B-26	AR2000	D-8, D-9	B540 (Bracket)	D-18
		AR3000	D-8, D-9	B5A10	E-5
86010.....	B-24	AR4000	D-8, D-9	B5A15	E-5
86012.....	B-24	AR5000	D-8, D-9	B5A20	E-5
86020.....	B-24	AL2000	D-10, D-11	B5A25	E-5
86022.....	B-24	AL3000	D-10, D-11	B5A40	E-5
86040.....	B-24	AL4000	D-10, D-11	B610L	D-17
86042.....	B-24	AL5000	D-10, D-11	B640 (Bracket)	D-18
86044.....	B-24	AW2000	D-12, D-13	B6A10	E-5
86110.....	B-24	AW3000	D-12, D-13	B6A20	E-5
86112.....	B-24	AW4000	D-12, D-13	B6A25	E-5
86120.....	B-24	AZ13-NPT	G-5	B6A30	E-5
86122.....	B-24			B6A50	E-5
86140.....	B-24	B210L.....	D-17	B6AR10	E-5
86142.....	B-24	B210T	D-18	B6AR20	E-5
86144.....	B-24	B220	D-18	B6AR25	E-5
86310.....	B-25	B240	D-18	B6AR30	E-5
86312.....	B-25	B305	E-5	B6AR50	E-5
86342.....	B-25	B310	E-5		
86344.....	B-25	B310L	D-17	C200	D-4, D-10, D-12
86KB	F-74, F-76	B310T	D-18	C300	D-4, D-10, D-12
86KF	F-74	B315	E-5	C400	D-4, D-6, D-10, D-12
86SB	F-76	B320 (Hose)	E-5		
86SF	F-76	B320 (Bracket)	D-18	D186	F-76
87VN	F-76	B325	E-5	D187	F-76
86	F-73	B322	A-9	D188	F-76
		B325	A-9	D45013	E-8
87KB	F-74, F-76	B333	A-9	D42513	E-8
87KF	F-74	B340	D-18	D4255	E-8
87SB	F-76	B346	A-9	D450013	E-8
87	F-73	B366	A-9	D45005	E-8
		B410	E-5	D45013	E-8
88KA	F-75	B410L	D-17	D4505	E-8
88KF	F-75	B410T	D-18	D49913	E-8
88SF	F-76	B415	E-5	D4995	E-8
88	F-73	B420 (Hose)	E-5	D52513	E-8
		B420 (Bracket)	D-18	D5255	E-8
90KA	F-71	B425	E-5	D530013	E-8
91KA	F-63	B430	E-5	D53005	E-8
93050.....	E-16	B435	E-5	D55013	E-8
93070.....	E-16	B440 (Hose)	E-5	D5505	E-8
96100.....	E-16	B440 (Bracket)	D-18	D59913	E-8
99050.....	E-16	B4810	A-9	D5995	E-8
93053.....	E-16	B4812	A-9	DL6255	E-8
		B4813	A-9	DL650013	E-8
AC2000	D-15	B4815	A-9	DL65005	E-8
AC2010	D-14	B4817	A-9	DL6505	E-8
AC3000	D-15	B4822	A-9	DL6995	E-8
AC3010	D-14	B4823	A-9	DT62	B-27
AC4000	D-15	B4824	A-9	DT64	B-29
AC4010	D-14	B4825	A-9	DT65	B-29
AC5000	D-15	B4840	A-9	DT66	B-28
AD202	D-16	B4843	A-9	DT82	B-27
AD402	D-16	B4845	A-9	DT85	B-28
AF2000	D-4, D-5	B4847	A-9	DT86	B-28
AF3000	D-4, D-5	B4860	A-9	DT68	B-28
AF4000	D-4, D-5	B4865	A-9	DT69	B-29
AF5000	D-4, D-5	B510L	D-17	DT70	B-29
AFF37B-14	D-6, D-7	B510T	D-18	DT71	B-30
AFF57B-20	D-6, D-7	B515	E-5	DT72	B-30

TUBING
 FITTINGS
 BALL VALVES
 FILTER, REGULATOR & LUBRICATOR
 HOSE
 COUPLERS
 BLOW GUN/ACCESS.
 TECHNICAL

Part Number Index

	TUBING	FITTINGS	BALL VALVES	FILTER, REGULATOR & LUBRICATOR	HOSE	COUPLERS	BLOW GUN/ACCESS.	TECHNICAL
	Part Number	Page	Part Number	Page	Part Number	Page	Part Number	Page
	DT79	B-29	N1XX1	E-11	P104272	B-19		
	DT80	B-30	N1XX2	E-11	P104275	B-19		
	DTD68	B-28	N2GS2	E-11	P104277	B-19		
	G1	G-3	N2GS3	E-11	P105250	B-19		
	G3	G-4	N2XX2	E-11	P105252	B-21		
	G36-10-01	D-19	N2XX3	E-11	P105263	B-19		
	G46-10-02	D-19	N3AS2	E-11	P105264	B-21		
	G6	G-5	N3AS5	E-11	P105268	B-19		
	GBR-2-	E-12	N3XX2	E-11	P105272	B-19		
	GBR-5-	E-12	N3XX5	E-11	P105275	B-19		
	GBS-2-	E-12	N4AS1	E-11	P105277	B-19		
	GBS-5-	E-12	N4AS2	E-11	P105286	B-21		
	GCR-2-	E-12	N4AS3	E-11	P105288	B-21		
	GCR-5-	E-12	N4AS5	E-11	P106202	B-19		
	GCS-2-	E-12	N4XX1	E-11	P106203	B-19		
	GCS-5-	E-12	N4XX2	E-11	P106212	B-19		
	GT	G-7, G-8	N4XX3	E-11	P106213	B-19		
	H101	B-11	N4XX5	E-11	P106217	B-19		
	H102	B-10	N5AS2	E-11	P106218	B-19		
	H104	B-11	N5AS3	E-11	P106219	B-19		
	H105	B-12	N5XX2	E-11	P106223	B-19		
	H106	B-12	N5XX3	E-11	P106224	B-19		
	H107	B-12	N6AS1	E-11	P106225	B-19		
	H108	B-11	N6AS2	E-11	P106228	B-19		
	H109	B-12	N6AS3	E-11	P106229	B-19		
	H4AS3-	E-12	N6AS5	E-11	P106230	B-19		
	H4XX3-	E-12	N6BS1	E-11	P106234	B-19		
	H62	B-9	N6BS2	E-11	P106235	B-19		
	H64	B-9	N6BS3	E-11	P107202	B-20		
	H65	B-8	N6BS5	E-11	P107203	B-20		
	H66	B-8	N6XX1	E-11	P107212	B-20		
	H68	B-7	N6XX2	E-11	P107213	B-20		
	H69	B-8	N6XX3	E-11	P107217	B-20		
	H6BS3-	E-12	N6XX5	E-11	P107218	B-20		
	H6XX3-	E-12	N7XX1	E-11	P107219	B-20		
	H71	B-9	N7XX2	E-11	P107223	B-20		
	H72	B-9	N8CS1	E-11	P107224	B-20		
	H79	B-8	N8CS2	E-11	P107225	B-20		
	H82	B-10	N8CS5	E-11	P107228	B-20		
	H86	B-10	N8XX1	E-11	P107229	B-20		
	IS1000M	D-20	N8XX2	E-11	P107230	B-20		
	K0630	A-11	N8XX5	E-11	P107234	B-20		
	K0830	A-11	N9DS1	E-11	P107235	B-20		
	K0840	A-11	N9DS2	E-11	P109250	B-19		
	K1240	A-11	N9XX1	E-11	P109252	B-21		
	K1640	A-11	N9XX2	E-11	P109253	B-21		
	L612	E-15	P102202	B-19	P109263	B-19		
	L624	E-15	P102203	B-19	P109264	B-21		
	L636	E-15	P102212	B-19	P109265	B-21		
	L648	E-15	P102213	B-19	P109268	B-19		
	L660	E-15	P102217	B-19	P109269	B-21		
	L672	E-15	P102218	B-19	P109272	B-19		
	MC200	D-20	P102219	B-19	P109275	B-19		
	MC300	D-20	P102223	B-19	P109277	B-19		
	MC400	D-20	P102224	B-19	P110250	B-21		
	N1DS1	E-11	P102225	B-19	P110263	B-21		
	N1DS2	E-11	P102228	B-19	P110268	B-21		
	N1ER2	E-11	P102229	B-19	P110272	B-21		
			P102230	B-19	P110275	B-21		
			P102234	B-19	P110277	B-21		
			P102235	B-19	P115252	B-21		
			P104250	B-19	P115250	B-20		
			P104263	B-19	P115263	B-20		
			P104268	B-19	P115264	B-21		

Part Number	Page	Part Number	Page	Part Number	Page
P115268.....	B-20	P52355.....	B-18	P56211.....	B-13
P115269.....	B-21	P52411.....	B-18	P56222.....	B-13
P115272.....	B-20	P52444.....	B-18	P56233.....	B-13
P116202.....	B-20	P52455.....	B-18	P56242.....	B-17
P116203.....	B-20	P52613.....	B-18	P56244.....	B-13
P116212.....	B-20	P52614.....	B-18	P56255.....	B-13
P116213.....	B-20	P52615.....	B-18	P56264.....	B-17
P116217.....	B-20	P52616.....	B-18	P56266.....	B-13
P116218.....	B-20	P52617.....	B-22	P56288.....	B-13
P117252.....	B-22	P52621.....	B-18	P56411.....	B-13
P117263.....	B-22	P52623.....	B-18	P56422.....	B-13
P117264.....	B-22	P52624.....	B-18	P56433.....	B-13
P118286.....	B-21	P52630.....	B-18	P56442.....	B-17
P118287.....	B-21	P52634.....	B-18	P56444.....	B-13
P118288.....	B-21	P52635.....	B-18	P56464.....	B-17
P118290.....	B-21	P52641.....	B-18	P56455.....	B-13
P118291.....	B-21	P52642.....	B-18	P56466.....	B-13
		P52643.....	B-18	P56486.....	B-17
P120501.....	B-20	P52645.....	B-18	P56488.....	B-13
P120502.....	B-20	P52646.....	B-18	P56511.....	B-14
P120511.....	B-20	P52648.....	B-18	P56522.....	B-14
P120512.....	B-20	P52656.....	B-18	P56533.....	B-14
P120513.....	B-20	P52658.....	B-18	P56542.....	B-17
P120517.....	B-20	P52668.....	B-18	P56544.....	B-14
P120518.....	B-20	P52710.....	B-16	P56555.....	B-14
P120519.....	B-20	P52712.....	B-16	P56564.....	B-17
P120523.....	B-20	P52714.....	B-16	P56566.....	B-14
P120524.....	B-20	P52742.....	B-16	P56588.....	B-14
P120528.....	B-20	P52744.....	B-16		
P120529.....	B-20	P52752.....	B-16	P57012.....	B-14
P124252.....	B-22	P52754.....	B-16	P57014.....	B-14
P124253.....	B-22	P52762.....	B-16	P57022.....	B-14
P124254.....	B-22	P52764.....	B-16	P57042.....	B-14
P124264.....	B-22	P52766.....	B-16	P57044.....	B-14
P124265.....	B-22	P52786.....	B-16	P57052.....	B-14
P124266.....	B-22	P52788.....	B-16	P57054.....	B-14
P124267.....	B-22			P57064.....	B-14
P124269.....	B-22	P54111.....	B-15	P57086.....	B-14
P124270.....	B-22	P54114.....	B-17	P57110.....	B-14
P124271.....	B-22	P54122.....	B-15	P57112.....	B-14
P124273.....	B-22	P54144.....	B-15	P57114.....	B-14
P124274.....	B-22	P54155.....	B-15	P57120.....	B-14
P124276.....	B-22	P54166.....	B-15	P57122.....	B-14
		P54312.....	B-15	P57132.....	B-14
P180201.....	B-25	P54314.....	B-15	P57142.....	B-14
P180202.....	B-25	P54342.....	B-15	P57144.....	B-14
P180211.....	B-25	P54344.....	B-15	P57146.....	B-14
P180212.....	B-25	P54364.....	B-15	P57152.....	B-14
P180213.....	B-25	P54366.....	B-15	P57154.....	B-14
P180217.....	B-25	P54411.....	B-17	P57156.....	B-14
P180218.....	B-25	P54414.....	B-17	P57162.....	B-14
P182201.....	B-25	P54541.....	B-17	P57164.....	B-14
P182211.....	B-25	P54544.....	B-17	P57166.....	B-14
P182212.....	B-25	P54551.....	B-17	P57168.....	B-14
P182213.....	B-25			P57184.....	B-14
P182217.....	B-25	P55010.....	B-16	P57186.....	B-14
P182218.....	B-25	P55012.....	B-16	P57188.....	B-14
		P55020.....	B-16	P57220.....	B-15
P52111.....	B-18	P55040.....	B-16	P57222.....	B-15
P52122.....	B-18	P55042.....	B-16	P57210.....	B-15
P52114.....	B-18	P55044.....	B-16	P57212.....	B-15
P52144.....	B-18	P55046.....	B-16	P57214.....	B-15
P52155.....	B-18	P55064.....	B-16	P57232.....	B-15
P52311.....	B-18	P55066.....	B-16	P57242.....	B-15
P52344.....	B-18			P57244.....	B-15

TUBING

FITTINGS

BALL VALVES

FILTER, REGULATOR & LUBRICATOR

HOSE

COUPLERS

BLOW GUN/ACCESS.

TECHNICAL

Part Number Index

TECHNICAL BLOW GUN/ACCESS. COUPLERS HOSE FILTER, REGULATOR & LUBRICATOR BALL VALVES FITTINGS TUBING

Part Number	Page	Part Number	Page	Part Number	Page
P57246.....	B-15	Q0683	B-33	X540	E-3
P57252.....	B-15	Q0880	B-33	X560	E-2
P57254.....	B-15	Q0883	B-33	X5A10	E-3
P57256.....	B-15	T4AS1	E-11	X5A15	E-3
P57262.....	B-15	T4AS2	E-11	X5A20	E-3
P57264.....	B-15	T4XX1	E-11	X5A25	E-3
P57266.....	B-15	T4XX2	E-11	X5A40	E-3
P57268.....	B-15	TP12	G-6	X610	E-3
P57284.....	B-15	U305	E-3	X620	E-3
P57286.....	B-15	U310	E-3	X625	E-3
P57288.....	B-15	U315	E-3	X630	E-3
P57322.....	B-15	U320	E-3	X650	E-3
P57324.....	B-15	U325	E-3	X660	E-2
P57312.....	B-15	U410	E-3	X6A10	E-3
P57314.....	B-15	U415	E-3	X6A20	E-3
P57342.....	B-15	U420	E-3	X6A25	E-3
P57344.....	B-15	U425	E-3	X6A30	E-3
P57352.....	B-15	U430	E-3	X6A50	E-3
P57354.....	B-15	U435	E-3	X6AR10	E-3
P57352.....	B-15	U440	E-3	X6AR20	E-3
P57354.....	B-15	U510	E-3	X6AR25	E-3
P57364.....	B-15	U515	E-3	X6AR30	E-3
P57366.....	B-15	U520	E-3	X6AR50	E-3
P57422.....	B-16	U525	E-3	X710	E-3
P57412.....	B-16	U540	E-3	X720	E-3
P57414.....	B-16	U5A10	E-3	X725	E-3
P57442.....	B-16	U5A15	E-3	X730	E-3
P57444.....	B-16	U5A20	E-3	X750	E-2, E-3
P57452.....	B-16	U5A25	E-3	Y20L	D-15
P57454.....	B-16	U5A40	E-3	Y20T	D-18
P57464.....	B-16	U610	E-3	Y30L	D-15
P57486.....	B-16	U620	E-3	Y30T	D-18
P57920.....	B-14	U625	E-3	Y40L	D-15
P57922.....	B-14	U630	E-3	Y40T	D-18
P57924.....	B-14	U650	E-3	Y50L	D-15
P57910.....	B-14	U6A10	E-3	Y50T	D-18
P57912.....	B-14	U6A20	E-3	Y60L	D-15
P57914.....	B-14	U6A25	E-3	Y60T	D-18
P57932.....	B-14	U6A30	E-3		
P57940.....	B-14	U6A50	E-3		
P57942.....	B-14	VHL3000	D-19		
P57944.....	B-14	VHS2000	D-4, D-19		
P57946.....	B-14	VHS3000	D-4, D-19		
P57952.....	B-14	VHS4000	D-4, D-19		
P57954.....	B-14	X305	E-3		
P57954.....	B-14	X310	E-3		
P57956.....	B-14	X315	E-3		
P57962.....	B-14	X320	E-3		
P57964.....	B-14	X325	E-3		
P57966.....	B-14	X360	E-2		
P57968.....	B-14	X410	E-3		
P57984.....	B-14	X415	E-3		
P57986.....	B-14	X420	E-3		
P57988.....	B-14	X425	E-3		
P58222.....	B-16	X430	E-3		
P58211.....	B-16	X435	E-3		
P58244.....	B-16	X440	E-3		
P58255.....	B-16	X460	E-2		
P58266.....	B-16	X510	E-3		
P58288.....	B-16	X515	E-3		
Q0280	B-33	X520	E-3		
Q0283	B-33	X525	E-3		
Q0480	B-33				
Q0483	B-33				
Q0680	B-33				



Keyword	Page	Keyword	Page	Keyword	Page
95A Dur. Tubing	A-7	Industrial Interchange	F-88	Safety Exhaust.....	C-2
95A Mini-Coil.....	A-9	ISO-B Interchange	F-107	Safety Tip	G-7
AC Series.....	D-14	Kynar Tubing.....	A-11	Schrader Interchange	F-46
AD Series.....	D-16	Lead-In Hose	E-15	Self Lock Coupler.....	F-85
AF Series	D-4, D-5	Lincoln Interchange	F-49	Self Storing	
AFF Series	D-6	Low Pressure Couplers	F-6	Hose.....	E-4, E-5, E-10:E-12
Air Chuck.....	E-16	L-Type Bracket	D-17	Self Venting Coupler.....	F-85
Air Hose.....	E-1	Main Air Line Filter.....	D-6	Shut-Off Valve.....	D-19
Air Screen Tip	G-7	Micro Couplers	F-56	Silencer Muffler	B-35
AL Series.....	D-10	Miniature Couplers	F-56	Standard Valve.....	C-3
Aluminium Tip.....	G-7, G-8	Mini-Coil Tubing.....	A-10, A-11	Splicer Kit (Hose)	E-14
AR Series.....	D-8	Modular Air Filter	D-4, D-12, D-14, D-15	Spray Tip	G-8
ARO Interchange.....	F-21	Modular Air Lubricator	D-10, D-14, D-15	Steel Tip	G-7
Automotive Interchange	F-27	Modular Regulator	D-8	Sub Miniature Couplers.....	F-56
AW Series	D-12	Moldmate	F-73	Superbraid®	E-7:E-9, E-15
Balancer Reel	E-16	Moldtite	F-73	Supercoil®.....	E-2, E-3
Ball Valves	C-1:C-3	Mufflers.....	B-35	Thermoplastic Couplers	F-107
Blow Guns	G-1:G-8	Nickel Plated Tip.....	G-7, G-8	TP Series Blow Gun	G-6
Blow Gun Tips.....	G-7, G-8	Nitto Kohki Interchange.....	F-50	Transportation Fittings	B-27
Bonded Tubing.....	A-9	Ny-Chem Tubing	A-11	T-Type Bracket	D-18
Bonded Air Hose	E-12	Nylon Air Hose	E-10:E-12	Tube Cutters	A-12
Brackets (Mounting).....	D-17, D-18	Nylon Tubing	A-4:A-6	Ultra-Lite Air Hose.....	E-7
Breather Vent.....	B-36	PE Tubing.....	A-3	Universal Coupler.....	F-30
Capillary Tubing	A-6	Piggyback Bracket.....	D-18	Vari-Flow	G-2, G-3
Coiled Tubing	A-6, A-9:A-11	Pigtail Hose	E-15	VHS Series.....	D-19
Color-Coded Couplers	F-104	Pipe Fittings.....	B-31	Water Couplers	F-73
Composite Fittings	B-13	Pistol Grip Blow Gun	G-5, G-6	Whip Hose	E-15
Compression Fittings	E-6, E-13	Plastic Coupler.....	F-107	Whisper Tip.....	G-7
Couplers	F-1	Polyethylene Tubing	A-3		
Drains.....	D-16	Polyurethane Hose	E-2:E-8		
Drop Leg Drain	D-16	Polyurethane Tubing.....	A-7:A-10		
Dry Break Coupler	F-77	Pressure Gauges.....	D-19		
European Interchange.....	F-32, F-91	Pressure Switch.....	D-20		
EZ-Strip	A-9	PU Tubing	A-7:A-10		
Field Attachable Fit	E-6, E-13	PU Air Hose.....	E-7		
Filters	D-4 : D-7	PU Hose.....	E-2:E-8		
Flex Tip.....	G-8	PVDF Tubing	A-11		
Flow Control Fit.....	B-23	Quick-Disconnect Couplers.....	F-1		
FRL.....	D-2	Rectukey Couplers.....	F-101		
G1 Series Blow Gun	G-3	Rubber Tip	G-8		
G3 Series Blow Gun	G-4	Safety Couplers	F-85		
G6 Series Blow Gun	G-5				
Hansen Interchange	F-52				

TUBING
FITTINGS
BALL VALVES
FILTER, REGULATOR & LUBRICATOR
HOSE
COUPLERS
BLOW GUN/ACCESS.
TECHNICAL

Notes

TECHNICAL	BLOW GUN/ACCESS.	COUPLERS	HOSE	FILTER, REGULATOR & LUBRICATOR	BALL VALVES	FITTINGS	TUBING
------------------	-------------------------	-----------------	-------------	---	--------------------	-----------------	---------------



NYCOIL
164 Pointe South Drive
Randleman, NC 27317 USA

Phone: 336 495 0004
Fax : 336 495 9520
www.nycoil.com

Catalog: 4640 03/12 RIP