

# ***Kuri Tec***<sup>®</sup>



**Leaders in Thermoplastic Hose  
Innovation & Manufacturing**

Product	Description	Page
<b>Non-toxic Drinking Water Supply Hoses</b>		
K3280/K3285	PVC Flexible Connector Hose — NSF-61 Certified	4
K6155/K6158	“High Purity” PVC Water Hose	5
K3175/136	Non-Toxic Marine & RV Water Hose	6
A3236	“High Purity” LLDPE Water Hose	7
<b>Clear Food Grade PVC, Yarn and Wire Reinforced Hoses, Non-Reinforced Tubing, Meets FDA, 3A, NSF-51, USDA and Proposition 65 Requirements</b>		
K3150	CLEARBRAID® RF Clear Yarn-Reinforced Hose — Standard Wall	8
K3130	CLEARBRAID® BF Clear Yarn-Reinforced Hose — Heavy Wall	9
K7160	Polyspring™ Wire-Reinforced Hose — Standard Wall	10
K7130	Polywire™ Wire-Reinforced Hose — Heavy Wall	11
K010	Non-Reinforced Clear Vinyl Tubing	12
<b>PVC Non-Toxic Air Breathing Hose — Meets Proposition 65 Requirements</b>		
A1243	Non-Toxic PVC Air Breathing Hose	13
<b>Polyurethane, PVC/Polyurethane Air Hoses and Self-Store Tubing</b>		
K5080/K5084/K5086	Pneu-Thane™ Lightweight Polyurethane	14
HS5084/HS5086	Pneumatic Air Tool Hose & Assemblies	
A1141/A1144/A1146/A1147/A1148	Special Purpose PVC/Polyurethane Alloy Air Hose	15
2840/2841/2844/2846/2600	Polyurethane Tubing	16
HSC2840/HSC2841/HSC2844	Polyurethane Self-Store Tubing	17
HSC2846/HSC2950		
<b>Polyurethane Static Dissipative Tubing and Conductive PVC Air Hose</b>		
2813S	Static-Dissipative Polyurethane Tubing	18
A4164/A4176	Conductive PVC Air Hose	19
<b>PVC Air/Water and General Purpose Water Hoses</b>		
K1131/K1134/K1136/K1137/K1138	Polyair™ Series Multi-Purpose PVC Air & Water Hose	20
K1154/K1156	General Purpose PVC Air & Water Hose	21
K1171/K1174/K1176	General Service PVC Air & Water Hose and Assemblies	22
HS1171/HS1174/HS1176		
<b>PVC General Purpose Water Hoses</b>		
A1307/A1317	Reinforced PVC Water Hose	23
<b>Medium Pressure Paint Fluid Transfer, High Pressure Chemical Spray/Transfer Hoses</b>		
A4143, A4143S	Paint Fluid Transfer Hose	24
A4086	High Pressure Polyethylene-lined Rubber Blend Spray and Transfer Hose	25
<b>Pest Control, Lawn and Tree Chemical Spray Hoses</b>		
A1628/A1661/A1687	300/600/800 PSI PVC/Polyurethane Blend Reinforced Spray Hoses	26
K4131/A1251	600 PSI Reinforced Spray Hoses	27
K4350/A9350	Reinforced EVA & Polyethylene/EVA Dual Line Spray Hoses	28
<b>LLDPE Tubing</b>		
220/221	LLDPE Tubing	29
<b>Technical Bulletin</b>		<b>30</b>
<b>Fitting Suggestions</b>		<b>31 — 32</b>
<b>Chemical Resistance Guide</b>		<b>33 — 38</b>
<b>Cautionary Statement/Limited Warranty</b>		<b>39</b>

## ISO 9000 Registration

Kuri Tec® hose and tubing is manufactured in our own facilities, which have earned registration under ISO Standard 9001-1994.

The ISO 9000 family of standards represents an international consensus on good management practices with the aim of ensuring that the organization can time and time

again deliver the product or services that meet the customer's quality requirements.

ISO 9001 is one of three quality assurance models against which a plant's quality system can be audited. The standard sets out the requirements for an organization whose business processes range all the way from design and development to production.

## Kuri Tec® Hose & Tubing Index by Series Number

Series	Page	Series	Page	Series	Page
136	6	A3236	7	K1137	20
220	29	A4086	25	K1138	20
221	29	A4143	24	K1154	21
2600	16	A4143S	24	K1156	21
2813S	18	A4164	19	K1171	22
2840	16	A4176	19	K1174	22
2841	16	A9350	28	K1176	22
2844	16	HS1171	22	K3130	9
2846	16	HS1174	22	K3150	8
A1141	15	HS1176	22	K3175	6
A1144	15	HS5084	14	K3280	4
A1146	15	HS5086	14	K3285	4
A1147	15	HSC2840	17	K4131	27
A1148	15	HSC2841	17	K4350	28
A1243	13	HSC2844	17	K5080	14
A1251	27	HSC2846	17	K5084	14
A1307	23	HSC2950	17	K5086	14
A1317	23	K010	12	K6155	5
A1628	26	K1131	20	K6158	5
A1661	26	K1134	20	K7130	11
A1687	26	K1136	20	K7160	10

### Kuri Tec® Sizing Code

02 = 1/8"	05 = 5/16"	10 = 5/8"	20 = 1 1/4"	36 = 2 1/4"
03 = 3/16"	06 = 3/8"	12 = 3/4"	24 = 1 1/2"	40 = 2 1/2"
04 = 1/4"	08 = 1/2"	16 = 1"	32 = 2"	48 = 3"

### Kuri Tec® Color Code

(Refers to last digit in Series number†)

0 = Clear/Blue Tint	2 = Orange	4 = Red	6 = Blue	8 = Grey
1 = Yellow	3 = Black	5 = White	7 = Green	

**Example: K1134 Polyair Hose is red . . . the last digit (4) refers to the color code.**


**† Note: Color code does not apply to 136, 220 and 221 Series Products**

NOTE: Although every effort has been made to accurately show the color of the Kuri Tec® hoses in this catalog, because of the limitations of four-color process printing, some of the colors shown herein may not be exact.



# PVC Flexible Connector Hose — NSF-61 Certified

**Kuri Tec®**



**Series K3280/K3285 —  
NSF-61 certified  
reinforced PVC flexible  
connection hose**

**A flexible, non-contaminating NSF-61 certified hose that is ideal for use in drinking water applications.**

**Construction:**

- Tube — Clear K3280<sup>1</sup> or white K3285<sup>2</sup> tube compound is formulated in compliance with applicable FDA<sup>3</sup> regulations, certified under NSF-61<sup>4</sup>, and complies with California Proposition 65<sup>5</sup>
- Reinforcement — High tensile strength multifilament polyester yarn
- Cover — Clear PVC compound formulated in compliance with applicable FDA<sup>3</sup> regulations, certified under NSF-61<sup>4</sup>, and complies with California Proposition 65<sup>5</sup>

**Features:**

- Made with PVC compounds certified under NSF-61

- When coupled properly, hose will pass high temperature extreme test requirement at 180°F (82°C) for 0.5 hr duration (ASME A112.18.1M, Section 6.7) and I. A. P. M. O. PS74-95 Section 5.2
- Closely-packed white polyester yarn design ensures minimal expansion of the hose while in service
- Silicone-free
- One-piece lengths (cut pieces also available)

**Applications:**

- Flexible water connectors
- Transfer of potable water
- Transfer of deionized water
- Water transfer lines for semiconductor manufacturing, where applicable

**Service Temperature Range:** 14°F (-10°C) to 140°F (60°C)  
Domestic Hot and Cold Water

**Series K3280/K3285 — NSF-61 PVC hose**

Series No.		Size Code	Nominal ID		Nominal OD		Max. Working † Pressure (PSI)		Standard Length Coils	Approx. Wt. per Pkg.
K3280 Clear	K3285 White Tube		(In)	(mm)	(In)	(mm)	@ 70°F (20°C)	@ 150°F (66°C)		
✓	✓	04	.260	6.6	.440	11.1	180	125	500 ft.	28 lbs.
✓	✓	05	.320	8.1	.485	12.3	180	125	500 ft.	29 lbs.
✓	✓	06	.380	9.7	.595	15.1	180	125	500 ft.	46 lbs.
✓	✓	08	.505	12.8	.740	18.8	180	125	500 ft.	64 lbs.

† **Note:** Working Pressure decreases as temperature increases. The pressure ratings of hose assemblies can be affected by the type of fitting used and the coupling procedure. We cannot be responsible for the suitability of the user's fittings or the coupling method used. Use of compression fittings with Kuri Tec® yarn-reinforced hose is not recommended. Hose claims involving use of these fittings will be disallowed.

**Compliance Footnotes:**

- 1 Clear PVC compound KC042.
- 2 White PVC compound KC042-W.
- 3 **FDA** — The PVC ingredients used are sanctioned for food contact use under CFR title 21, parts 170-199.
- 4 **NSF** — Certified by NSF under standard 61, for use in drinking water system components to a maximum use level of 90 square inches per litre. This certification applies only to the hose, including tube and cover materials. Other components attached to the hose are not included.
- 5 **Proposition 65** — Compounds contain no substances designated as hazardous under California Proposition 65.

BECAUSE WE CONTINUALLY EXAMINE WAYS TO IMPROVE OUR PRODUCTS, WE RESERVE THE RIGHT TO ALTER SPECIFICATIONS WITHOUT PRIOR NOTICE.

Series K6155/K6158 — Hi-purity non-toxic PVC potable water hose

**NSF-61<sup>2</sup> MATERIAL**



**Construction:**

- Tube — Clear PVC compound, formulated in compliance with FDA<sup>1</sup>, NSF<sup>2</sup> and California Proposition 65<sup>3</sup>
- Reinforcement — High tensile strength yarn
- Cover — Non-toxic PVC compound, available in two solid colors: K6155 – white and K6158 – grey. Additional non-toxic colors (red, black, blue, green and sand) are available on a special order basis.

**Features:**

- Made with PVC compounds certified under NSF-51/NSF-61
- White or gray jacket to reduce tendency for algae growth and U. V. degradation in warm sunny applications
- Non-marking cover

- Non-perforated cover
- Non-conductive compounds
- Silicone-free
- One-piece lengths

**Applications:**

- Transfer of potable water
- Transfer of deionized water
- Induction welding tubing lines
- Temporary residential water supply lines
- Water transfer lines for semiconductor manufacturing, where applicable
- Applications requiring a non-conductive hose



**Service Temperature Range:** +25°F (-4°C) to 150°F (65°C)

**Series K6155/K6158 — Non-toxic PVC hose**

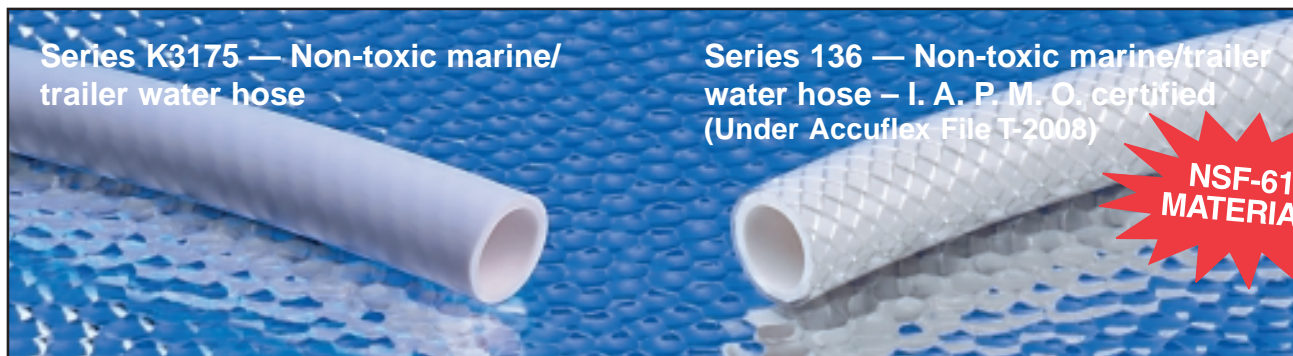
Standard Stock Colors		Size Code	Nominal ID		Nominal OD		Maximum Working Pressure (PSI)		Standard Length Coils	Approx. Wt. per Pkg.
K6155 White	K6158 Grey		(In)	(mm)	(In)	(mm)	@70°F (20°C)	@122°F (50°C)		
✓	✓	06	3/8	9.5	.594	15.1	225	125	300 ft.	27 lbs.
✓	✓	08	1/2	12.7	.750	19.1	200	100	300 ft.	40 lbs.
✓	✓	12	3/4	19.1	1.031	26.2	150	85	200 ft.	43 lbs.
	✓	16	1	25.4	1.300	33.0	125	75	200 ft.	59 lbs.
	✓	24	1 1/2	38.1	1.938	49.2	100	50	100 ft.	64 lbs.

† **Note:** Working Pressure decreases as temperature increases. Pressure ratings can only be obtained with proper coupling procedures. Use of compression fittings with Kuri Tec® yarn-reinforced hose is not recommended. Hose claims involving use of these fittings will be disallowed.

**Compliance Footnotes:**

- 1 **FDA** — CFR Title 21 Parts 170 to 199.
- 2 **NSF** — The tube compound is certified under NSF-51, Plastic materials and components used in food equipment and is also certified under NSF-61 for drinking water system components. (Not to exceed a use of 90 square inches per litre.)
- 3 **Proposition 65** — Compounds contain no substances designated as hazardous under California Proposition 65.

BECAUSE WE CONTINUALLY EXAMINE WAYS TO IMPROVE OUR PRODUCTS, WE RESERVE THE RIGHT TO ALTER SPECIFICATIONS WITHOUT PRIOR NOTICE.



A water filler hose specifically designed for the recreational vehicle and marine markets.

### Construction:

- Tube — White PVC compound, formulated in compliance with FDA<sup>1</sup> and California Proposition 65<sup>3</sup>
- Reinforcement — High tensile strength yarn
- Cover — White PVC compound, formulated in compliance with FDA<sup>1</sup> and California Proposition 65<sup>3</sup>

### Features:

- Compounded from ingredients shown on the FDA-sanctioned list CFR Title 21 Parts 170 to 199
- Lightweight and extremely flexible
- Good resistance to U. V. and weather aging
- Available in assemblies on special order
- Silicone-free
  - One-piece lengths

### Applications:

- Specifically designed and formulated for use as water filler hose for the recreational vehicle and marine markets
- Drinking water lines in recreational vehicles and pleasure craft
- Suitable for non-toxic applications where a transparent hose is not required
- Light duty washdown

**Service Temperature Range:**  
+32°F (0°C) to 125°F (+52°C)

## Series K3175 — Food grade PVC marine/RV water hose

Series No.	Size Code	Nominal ID		Nominal OD		Max. Working† Pressure (PSI)		Standard Length Coils	Approx. Wt. per Pkg.
		(In)	(mm)	(In)	(mm)	@ 70°F (20°C)	@ 122°F (50°C)		
K3175	08	1/2	12.7	.688	17.5	150	60	500 ft.	50 lbs.
K3175	10	5/8	15.9	.813	20.7	125	50	300 ft.	36 lbs.

Specifically designed for use in water pressure lines on recreational vehicles and boats — certified with I. A. P. M. O. for cold water systems.

### Construction:

- Tube — White PVC compound, formulated in compliance with FDA<sup>1</sup>, NSF<sup>2</sup> and California Proposition 65<sup>3</sup>
- Reinforcement — High tensile strength yarn
- Cover — Clear PVC compound, formulated in compliance with FDA<sup>1</sup>, NSF<sup>2</sup> and California Proposition 65<sup>3</sup>

### Features:

- Certified with I. A. P. M. O. for use in recreational vehicle cold water systems
- I. A. P. M. O. T<sup>®</sup>-2008 listing printed on hose
- Silicone-free
  - One-piece lengths

### Applications:

- Specifically designed and formulated for use as water pressure lines in the recreational vehicle and marine markets
- Drinking water lines in recreational vehicles and pleasure craft
- Suitable for non-toxic and potable water applications where a transparent hose is not required

**Service Temperature Range:**  
+25°F (-4°C) to 125°F (+52°C)

## Series 136 — Food grade PVC cold water hose — I. A. P. M. O. listed

Series No.	Size Code	Nominal ID		Nominal OD		Max. Working† Pressure (PSI)		Standard Length Coils	Approx. Wt. per Pkg.
		(In)	(mm)	(In)	(mm)	@ 70°F (20°C)	@ 122°F (50°C)		
136	06	3/8	9.5	.565	16.7	150	60	500 ft.	39 lbs.
136	08	1/2	12.7	.688	17.5	150	60	500 ft.	49 lbs.
136	10	5/8	15.9	.813	20.7	150	60	300 ft.	36 lbs.

† **Note:** Working Pressure decreases as temperature increases. Pressure ratings can only be obtained with proper coupling procedures. Use of compression fittings with Kuri Tec® yarn-reinforced hose is not recommended. Hose claims involving use of these fittings will be disallowed.

### Compliance Footnotes:

- 1 **FDA** — CFR Title 21 Parts 170 to 199.
- 2 **NSF** — The materials are certified under NSF-61 for drinking water system components (Not to exceed a use of 90 square inches per litre.)
- 3 **Proposition 65** — Compounds contain no substances designated as hazardous under California Proposition 65.

BECAUSE WE CONTINUALLY EXAMINE WAYS TO IMPROVE OUR PRODUCTS, WE RESERVE THE RIGHT TO ALTER SPECIFICATIONS WITHOUT PRIOR NOTICE.





**A flexible, non-contaminating food grade hose that is ideal for use in food, beverage and water applications.**

**Construction:**

- Tube — Special coextruded tube with the inner contact surface meeting applicable FDA<sup>1</sup>, NSF<sup>2</sup>, and Proposition 65<sup>3</sup> requirements.
- Reinforcement — High tensile strength yarn
- Cover — Blue EVA copolymer . . . complies with FDA regulation 21 CFR 177.1350

**Features:**

- Extremely light weight
- Good resistance to U. V. and weather aging
- Exceptionally low hydrocarbon extraction into water, as compared to the EPA MCLs (maximum contaminant levels) for drinking water
- Extremely low hydrocarbon absorption from contaminated water samples

- Excellent low temperature flexibility
- Excellent chemical resistance
- Silicone-free
- One-piece lengths
- Opaque jacket reduces tendency for algae growth in warm, sunny applications



**Applications:**

- Transfer of food, beverages and water
- Transfer of deionized water
- Water sampling
- Water bottling equipment
- Water transfer lines for semiconductor manufacturing, where applicable
- Temporary residential water supply lines
- Environmental clean-up applications involving water and chemicals

**Service Temperature Range:** -10°F (-23°C) to 140°F (60°C)

**Series A3236 — Non-toxic LLDPE hose**

Series No.	Size Code	Nominal ID		Nominal OD		Max. Working Pressure (PSI)		Standard Length Coils	Approx. Wt. per Pkg.
		(In)	(mm)	(In)	(mm)	@ 70°F (20°C)	@ 122°F (50°C)		
A3236	08	1/2	12.7	.750	19.1	200	100	300 ft.	33 lbs.
A3236	12	3/4	19.1	1.125	28.6	200	100	300 ft.	68 lbs.
A3236	16	1	25.4	1.375	34.9	150	75	200 ft.	59 lbs.

Note: \* For applications requiring minimal stretch, this hose is also available with longitudinal cords by ordering Series A3246 . . . check with factory for minimum quantity requirements.

Use of compression fittings with Kuri Tec® yarn-reinforced hose is not recommended. Hose claims involving use of these fittings will be disallowed.

† Note: Working Pressure decreases as temperature increases. Pressure ratings can only be obtained with proper coupling procedures.

**Compliance Footnotes:**

- 1 **FDA** — Material complies with 21 CFR 177.1520 (c) 3.1 (b).
- 2 **NSF** — Hose is listed under Standard 51, Plastic Materials and Components used in Food Equipment for food contact up to 125° F., and under NSF-61 for transfer of drinking water up to a temperature of 87° F.
- 3 **Proposition 65** — Compounds contain no substances designated as hazardous under California Proposition 65.

BECAUSE WE CONTINUALLY EXAMINE WAYS TO IMPROVE OUR PRODUCTS, WE RESERVE THE RIGHT TO ALTER SPECIFICATIONS WITHOUT PRIOR NOTICE.

## CLEARBRAID® K3150 Series RF — Standard wall PVC food & beverage hose

NSF-51 & NSF-61<sup>4</sup>  
MATERIAL

MEETS  
3A<sup>3</sup>  
CRITERIA

### Construction:

Crystal clear PVC compound, formulated with ingredients in compliance with applicable FDA<sup>1</sup> requirements, meets USDA<sup>2</sup>, 3A<sup>3</sup> and NSF<sup>4</sup> criteria and California Proposition 65<sup>5</sup>. Reinforced with spiraled polyester yarn and multiple longitudinal polyester yarn (including orange yarns for identification) to reduce elongation under pressure.

### Features:

- Constructed with non-toxic compounds
- NSF-51 and NSF-61 certified material
- Crystal clear — allows visual confirmation of product flow
- Longitudinally-reinforced to reduce elongation under pressure
- Light weight
- Metric sizes available

- Self-extinguishing
- Non-marking
- Silicone-free
- Non-conductive
- One-piece lengths
- Resistant to chemicals (see chemical-resistance chart)
- Compound hardness 73 ±3 Shore "A"



CERTIFIED UNDER  
STANDARD 51

### Applications:

- Food & beverage dispensing
- Deionized water
- Liquid food products
- Air and water lines
- Powdered food products
- Potable water transfer
- Air breathing lines
- Pneumatic lines
- Packaging machines

Service Temperature Range: +25°F (-4°C) to 150°F (+65°C)

## CLEARBRAID® K3150 Series RF — Standard wall PVC food & beverage hose

Series No.	Size Code	Nominal ID		Nominal OD		Max. Working <sup>†</sup> Pressure (PSI)		Standard Lengths		Approx. Wt. per Pkg.	
		(In)	(mm)	(In)	(mm)	@ 70°F (20°C)	@ 122°F (50°C)	Full Coil	Cut Length	Full Coil	Cut Length
K3150	03	3/16	4.8	.375	9.5	250	150	300 ft.	100 ft.	13 lbs.	4 lbs.
K3150	04	1/4	6.5	.438	11.1	250	150	300 ft.	100 ft.	17 lbs.	6 lbs.
K3150	05	5/16	7.9	.531	13.5	250	135	300 ft.	100 ft.	24 lbs.	8 lbs.
K3150	06	3/8	9.5	.594	15.1	225	125	300 ft.	100 ft.	27 lbs.	9 lbs.
K3150	08	1/2	12.7	.750	19.1	200	100	300 ft.	100 ft.	40 lbs.	13 lbs.
K3150	10	5/8	15.9	.891	22.6	200	100	200 ft.	100 ft.	35 lbs.	18 lbs.
K3150	12	3/4	19.1	1.031	26.2	150	85	200 ft.	100 ft.	43 lbs.	22 lbs.
K3150	16	1	25.4	1.300	33.0	125	75	200 ft.	100 ft.	59 lbs.	30 lbs.
K3150	20	1 1/4	31.8	1.620	41.1	100	55	100 ft.	50 ft.	45 lbs.	23 lbs.
K3150	24	1 1/2	38.1	1.938	49.2	100	50	100 ft.	50 ft.	64 lbs.	32 lbs.
K3150	32	2	50.8	2.490	63.2	75	35	100 ft.	50 ft.	94 lbs.	47 lbs.
K3150	MM04	.157	4.0	.354	9.0	250	150	—	100 ft.	—	4 lbs.
K3150	MM06	.236	6.0	.433	11.0	250	150	—	100 ft.	—	6 lbs.
K3150	MM08	.315	8.0	.531	13.5	250	135	—	100 ft.	—	8 lbs.
K3150	MM10	.394	10.0	.630	16.0	225	125	—	100 ft.	—	10 lbs.
K3150	MM12	.472	12.0	.709	18.0	200	100	—	100 ft.	—	12 lbs.
K3150	MM19	.748	19.0	1.024	26.0	150	85	—	100 ft.	—	21 lbs.

METRIC SIZES

† Note: Working Pressure decreases as temperature increases. Pressure ratings can only be obtained with proper coupling procedures. Use of compression fittings with Kuri Tec® yarn-reinforced hose is not recommended. Hose claims involving use of these fittings will be disallowed.

### Compliance Footnotes:

- FDA** — CFR Title 21 Parts 170 to 199.
- USDA** — Chemically suitable for general use in slaughtering, processing, transporting, or storage areas in direct contact with meat or poultry food product prepared under Federal Inspection.
- 3A** — Complies with the criteria in 3-A Sanitary Standards for Multiple-use Plastic Materials used as Product Contact Surfaces for Dairy Equipment, Number 20-18 as amended.
- NSF** — Certified under Standard 51, Plastic materials and components used in food equipment. Compound is also certified under Standard NSF-61 for drinking water system components.
- Proposition 65** — Compounds contain no substances designated as hazardous under California Proposition 65.

BECAUSE WE CONTINUALLY EXAMINE WAYS TO IMPROVE OUR PRODUCTS, WE RESERVE THE RIGHT TO ALTER SPECIFICATIONS WITHOUT PRIOR NOTICE.



CLEARBRAID® K3130 Series BF — Heavy wall PVC food & beverage hose

MEETS  
3A<sup>3</sup>  
CRITERIA

NSF-51 & NSF-61<sup>4</sup>  
MATERIAL

### Construction:

Crystal clear PVC compound, formulated with ingredients in compliance with applicable FDA<sup>1</sup> requirements, meets USDA<sup>2</sup>, 3A<sup>3</sup> and NSF<sup>4</sup> criteria and California Proposition 65<sup>5</sup>. Reinforced with spiraled polyester yarn and longitudinal blue tracer yarn for identification.

### Features:

- Constructed with non-toxic compounds
- NSF-51 and NSF-61 certified material
- Crystal clear — allows visual confirmation of product flow
- Light weight
- Self-extinguishing
- Non-marking
- Silicone-free
- One-piece lengths

- Resistant to chemicals (see chemical-resistance chart)
- Compound hardness 73 ±3 Shore “A”

### Applications:

- Food & beverage dispensing
- Deionized water
- Liquid food products
- Air and water lines
- Powdered food products
- Potable water transfer
- Air breathing lines
- Pneumatic lines
- Packaging machines



Service Temperature Range: +25°F (-4°C) to 150°F (+65°C)

## CLEARBRAID® K3130 Series BF — Heavy wall PVC food & beverage hose

Series No.	Size Code	Nominal ID		Nominal OD		Max. Working† Pressure (PSI)		Standard Lengths		Approx. Wt. per Pkg.	
		(In)	(mm)	(In)	(mm)	@ 70°F (20°C)	@ 122°F (50°C)	Full Coil	Cut Length	Full Coil	Cut Length
K3130	02	1/8	3.2	.328	8.3	350	200	300 ft.	100 ft.	12 lbs.	4 lbs.
K3130	03	3/16	4.8	.406	10.3	350	200	300 ft.	100 ft.	17 lbs.	6 lbs.
K3130	04	1/4	6.5	.500	12.7	350	200	300 ft.	100 ft.	24 lbs.	8 lbs.
K3130	05	5/16	7.9	.563	14.3	275	160	300 ft.	100 ft.	28 lbs.	9 lbs.
K3130	06	3/8	9.5	.625	15.9	275	145	300 ft.	100 ft.	32 lbs.	11 lbs.
K3130	08	1/2	12.7	.813	20.7	250	130	300 ft.	100 ft.	52 lbs.	17 lbs.
K3130	10	5/8	15.9	1.000	25.4	225	125	200 ft.	100 ft.	52 lbs.	26 lbs.
K3130	12	3/4	19.1	1.125	28.6	200	120	200 ft.	100 ft.	60 lbs.	30 lbs.
K3130	16	1	25.4	1.375	34.9	150	85	200 ft.	100 ft.	76 lbs.	38 lbs.
K3130	20	1 1/4	31.8	1.750	44.5	125	75	100 ft.	50 ft.	64 lbs.	32 lbs.
K3130	24	1 1/2	38.1	2.000	50.8	100	65	100 ft.	50 ft.	75 lbs.	38 lbs.
K3130	32	2	50.8	2.500	63.5	75	55	100 ft.	50 ft.	96 lbs.	48 lbs.

† Note: Working Pressure decreases as temperature increases. Pressure ratings can only be obtained with proper coupling procedures. Use of compression fittings with Kuri Tec® yarn-reinforced hose is not recommended. Hose claims involving use of these fittings will be disallowed.

### Compliance Footnotes:

- 1 **FDA** — CFR Title 21 Parts 170 to 199.
- 2 **USDA** — Chemically suitable for general use in slaughtering, processing, transporting, or storage areas in direct contact with meat or poultry food product prepared under Federal Inspection.
- 3 **3A** — Complies with the criteria in 3-A Sanitary Standards for Multiple-use Plastic Materials used as Product Contact Surfaces for Dairy Equipment, Number 20-18 as amended.
- 4 **NSF** — Certified under Standard 51, Plastic materials and components used in food equipment. Compound is also certified under Standard NSF-61 for drinking water system components.
- 5 **Proposition 65** — Compounds contain no substances designated as hazardous under California Proposition 65.

BECAUSE WE CONTINUALLY EXAMINE WAYS TO IMPROVE OUR PRODUCTS, WE RESERVE THE RIGHT TO ALTER SPECIFICATIONS WITHOUT PRIOR NOTICE.

Series K7160 Polyspring™ — Standard wall PVC food & beverage vacuum/transfer hose

MEETS  
3A<sup>3</sup>  
CRITERIA

NSF-51 & NSF-61<sup>4</sup>  
MATERIAL

Standard wall food and beverage grade vacuum/transfer hose with rated working pressures.

### Construction:

Crystal clear PVC compound, formulated with ingredients in compliance with applicable FDA<sup>1</sup> requirements, meets USDA<sup>2</sup>, 3A<sup>3</sup> and NSF<sup>4</sup> criteria and California Proposition 65<sup>5</sup>. Reinforced with helically-wound spring steel wire.

### Features:

- 29.9" HG vacuum rating
- Spiral wire reinforcement prevents kinking or collapsing . . . hose diameter will not expand under normal rated working pressures
- Crystal clear — allows visual confirmation of product flow
- Glass-smooth interior — reduces material buildup

- Electrogalvanized helical steel wire can be used for static dissipation (see below†)
- Resistant to chemicals (see chemical-resistance chart)
- Self-extinguishing
- Non-marking
- Non-toxic
- Silicone-free
- One-piece lengths

### Applications:

- Full vacuum lines
- Industrial vacuum pumps
- Food & beverage dispensing
- Air and water supply lines
- Pneumatic parts transfer
- Car wash applications
- Coolant lines
- Air breathing lines
- Deionized water systems



CERTIFIED UNDER  
STANDARD 51

Service Temperature Range: +25°F (-4°C) to 150°F (+65°C)

## Series K7160 — PVC food & beverage vacuum/transfer hose — crystal clear

Series No.	Size Code	Nominal ID		Nominal OD		Max. Working <sup>†</sup> Pressure (PSI)		Standard Length Coils	Approx. Wt. per Pkg.	Min. Bend Radius @ 70°F
		(In)	(mm)	(In)	(mm)	@ 70°F (20°C)	@ 122°F (50°C)			
K7160	04	1/4	6.4	.447	11.4	150	70	100 ft.	7 lbs.	1"
K7160	06	3/8	9.5	.600	15.2	100	70	100 ft.	11 lbs.	1 1/2"
K7160	08	1/2	12.7	.736	18.7	100	70	100 ft.	15 lbs.	2"
K7160	10	5/8	15.9	.861	21.9	100	50	100 ft.	18 lbs.	2 1/2"
K7160	12	3/4	19.1	1.028	26.1	70	50	100 ft.	25 lbs.	3"
K7160	16	1	25.4	1.290	32.8	70	35	100 ft.	32 lbs.	4"
K7160	20	1 1/4	31.8	1.604	40.7	70	35	50 ft.	25 lbs.	5"
K7160	24	1 1/2	38.1	1.854	47.1	50	30	50 ft.	29 lbs.	6"
K7160	32	2	50.8	2.394	60.8	50	30	50 ft.	42 lbs.	8"
K7160	36	2 1/4	57.2	2.750	69.9	50	30	50 ft.	59 lbs.	9"
K7160	40	2 1/2	63.5	3.000	76.2	50	30	50 ft.	69 lbs.	10"
K7160	48	3	76.2	3.500	88.9	50	30	50 ft.	82 lbs.	12"

† Note: Working Pressure decreases as temperature increases. Pressure ratings can only be obtained with proper coupling procedures.

‡ CAUTION: This product is designed to dissipate static electricity when the metal wire is properly connected to ground, through the fitting or other means.

### Compliance Footnotes:

- 1 **FDA** — CFR Title 21 Parts 170 to 199.
- 2 **USDA** — Chemically suitable for general use in slaughtering, processing, transporting, or storage areas in direct contact with meat or poultry food product prepared under Federal Inspection.
- 3 **3A** — Complies with the criteria in 3-A Sanitary Standards for Multiple-use Plastic Materials used as Product Contact Surfaces for Dairy Equipment, Number 20-18 as amended.
- 4 **NSF** — Certified under Standard 51, Plastic materials and components used in food equipment. Compound is also certified under Standard NSF-61 for drinking water system components.
- 5 **Proposition 65** — Compounds contain no substances designated as hazardous under California Proposition 65.

BECAUSE WE CONTINUALLY EXAMINE WAYS TO IMPROVE OUR PRODUCTS, WE RESERVE THE RIGHT TO ALTER SPECIFICATIONS WITHOUT PRIOR NOTICE.

Series K7130 Polywire™ — Heavy wall PVC food & beverage vacuum/transfer hose

MEETS  
3A<sup>3</sup>  
CRITERIA

NSF-51 & NSF-61<sup>4</sup>  
MATERIAL

**Heavy wall food and beverage grade vacuum/transfer hose with rated working pressures.**

### Construction:

Crystal clear PVC compound, formulated with ingredients in compliance with applicable FDA<sup>1</sup> requirements, meets USDA<sup>2</sup>, 3A<sup>3</sup> and NSF<sup>4</sup> criteria and California Proposition 65<sup>5</sup>. Reinforced with helically-wound spring steel wire.

### Features:

- 29.9" HG vacuum rating
- Spiral wire reinforcement prevents kinking or collapsing . . . hose diameter will not expand under normal rated working pressures
- Crystal clear — allows visual confirmation of product flow
- Glass-smooth interior — reduces material buildup
- Electrogalvanized helical steel wire can be used for static dissipation (see below‡)

- Resistant to chemicals (see chemical-resistance chart)
- Compound hardness 73 ±3 Shore "A"
- Self-extinguishing
- Non-marking
- Non-toxic
- Silicone-free
- One-piece lengths

### Applications:

- Full vacuum lines
- Industrial vacuum pumps
- Food & beverage dispensing
- Air and water supply lines
- Car wash applications
- Coolant lines
- Air breathing lines
- Pneumatic parts transfer
- Deionized water systems



CERTIFIED UNDER  
STANDARD 51

**Service Temperature Range:** +25°F (-4°C) to 150°F (+65°C)

## Series K7130 — PVC food & beverage vacuum/transfer hose — crystal clear

Series No.	Size Code	Nominal ID		Nominal OD		Max. Working† Pressure (PSI)		Standard Length Coils	Approx. Wt. per Pkg.	Min. Bend Radius @ 70°F
		(In)	(mm)	(In)	(mm)	@ 70°F (20°C)	@ 122°F (50°C)			
K7130	04	1/4	6.4	.500	12.7	250	80	100 ft.	10 lbs.	1"
K7130	06	3/8	9.5	.625	15.9	150	80	100 ft.	13 lbs.	1 1/2"
K7130	08	1/2	12.7	.813	20.7	150	80	100 ft.	21 lbs.	2"
K7130	10	5/8	15.9	1.000	25.4	150	65	100 ft.	30 lbs.	2 1/2"
K7130	12	3/4	19.1	1.125	28.6	150	65	100 ft.	36 lbs.	3"
K7130	16	1	25.4	1.375	34.9	100	45	100 ft.	44 lbs.	4"
K7130	20	1 1/4	31.8	1.750	44.5	100	50	50 ft.	37 lbs.	5"
K7130	24	1 1/2	38.1	2.000	50.8	100	35	50 ft.	42 lbs.	6"
K7130	32	2	50.8	2.500	63.5	100	35	50 ft.	56 lbs.	8"

† **Note:** Working Pressure decreases as temperature increases. Pressure ratings can only be obtained with proper coupling procedures.


‡ **CAUTION:** This product is designed to dissipate static electricity when the metal wire is properly connected to ground, through the fitting or other means.

### Compliance Footnotes:

- FDA** — CFR Title 21 Parts 170 to 199.
- USDA** — Chemically suitable for general use in slaughtering, processing, transporting, or storage areas in direct contact with meat or poultry food product prepared under Federal Inspection.
- 3A** — Complies with the criteria in 3-A Sanitary Standards for Multiple-use Plastic Materials used as Product Contact Surfaces for Dairy Equipment, Number 20-18 as amended.
- NSF** — Certified under Standard 51, Plastic materials and components used in food equipment. Compound is also certified under Standard NSF-61 for drinking water system components.
- Proposition 65** — Compounds contain no substances designated as hazardous under California Proposition 65.

BECAUSE WE CONTINUALLY EXAMINE WAYS TO IMPROVE OUR PRODUCTS, WE RESERVE THE RIGHT TO ALTER SPECIFICATIONS WITHOUT PRIOR NOTICE.





## Non-toxic food and beverage grade non-reinforced clear vinyl tubing

### Construction:

Crystal clear PVC compound, formulated with ingredients in compliance with applicable FDA<sup>1</sup> requirements, meets USDA<sup>2</sup>, 3A<sup>3</sup> and NSF<sup>4</sup> criteria and California Proposition 65<sup>5</sup>.

### Features:

- High gloss crystal clear appearance with glass smooth interior to reduce sediment buildup
- Non-toxic blue tint to enhance clarity
- NSF-51 and NSF-61 certified material
- Self-extinguishing
- Compound hardness 73 ±3 Shore "A"

### Applications:

- Tubing for laboratories
- Water distillation lines
- Deionized water systems
- Air conditioning drainage
- Refrigeration drainage
- Air lines
- Bottling plants
- Beverage dispensing units
- Ice making machines
- Printing press equipment
- High efficiency furnace drainage
- Transfer of weak chemicals and acids

**Service Temperature Range:**  
+25°F (-4°C) to 150°F (+65°C)

Series No.	Size Code	Nominal ID		Nominal OD		Nominal Wall		Working Pressure (PSI) @ 70°F (20°C)	Standard Length Ctn/Coils	Approx. Wt. per Pkg.
		(In)	(mm)	(In)	(mm)	(In)	(mm)			
K010	0204	1/8	3.2	1/4	6.4	1/16	1.6	65	100 ft.	2.0 lbs.
K010	0304	3/16	4.8	1/4	6.4	1/32	0.8	50	100 ft.	1.2 lbs.
K010	0305	3/16	4.8	5/16	7.9	1/16	1.6	55	100 ft.	2.7 lbs.
K010	0306	3/16	4.8	3/8	9.5	3/32	2.4	60	100 ft.	4.5 lbs.
K010	0406	1/4	6.4	3/8	9.5	1/16	1.6	55	100 ft.	3.4 lbs.
K010	0407	1/4	6.4	7/16	11.1	3/32	2.4	58	100 ft.	5.5 lbs.
K010	0408	1/4	6.4	1/2	12.7	1/8	3.2	60	100 ft.	8.0 lbs.
K010	0507	5/16	7.9	7/16	11.1	1/16	1.6	50	100 ft.	4.0 lbs.
K010	0508	5/16	7.9	1/2	12.7	3/32	2.4	55	100 ft.	6.5 lbs.
K010	0509	5/16	7.9	9/16	14.3	1/8	3.2	60	100 ft.	9.4 lbs.
K010	0608	3/8	9.5	1/2	12.7	1/16	1.6	45	100 ft.	4.7 lbs.
K010	0609	3/8	9.5	9/16	14.3	3/32	2.4	50	100 ft.	7.5 lbs.
K010	0610	3/8	9.5	5/8	15.9	1/8	3.2	55	100 ft.	10.7 lbs.
K010	0709	7/16	11.1	9/16	14.3	1/16	1.6	35	100 ft.	6.0 lbs.
K010	0810	1/2	12.7	5/8	15.9	1/16	1.6	30	100 ft.	6.0 lbs.
K010	0811	1/2	12.7	11/16	17.5	3/32	2.4	40	100 ft.	9.5 lbs.
K010	0812	1/2	12.7	3/4	19.1	1/8	3.2	45	100 ft.	13.4 lbs.
K010	1012	5/8	15.9	3/4	19.1	1/16	1.6	25	100 ft.	8.2 lbs.
K010	1013	5/8	15.9	13/16	20.6	3/32	2.4	35	100 ft.	11.6 lbs.
K010	1014	5/8	15.9	7/8	22.2	1/8	3.2	40	100 ft.	16.1 lbs.
K010	1216	3/4	19.1	1	25.4	1/8	3.2	35	100 ft.	18.8 lbs.
K010	1218	3/4	19.1	1 1/8	28.6	3/16	4.8	40	100 ft.	30.0 lbs.
K010	1220	3/4	19.1	1 1/4	31.8	1/4	6.4	45	100 ft.	42.9 lbs.
K010	1418	7/8	22.2	1 1/8	28.6	1/8	3.2	30	100 ft.	21.4 lbs.
K010	1420	7/8	22.2	1 1/4	31.8	3/16	4.8	35	100 ft.	34.1 lbs.
K010	1620	1	25.4	1 1/4	31.8	1/8	3.2	25	100 ft.	24.1 lbs.
K010	1622	1	25.4	1 3/8	34.9	3/16	4.8	30	100 ft.	38.2 lbs.
K010	1624	1	25.4	1 1/2	38.1	1/4	6.4	35	100 ft.	53.6 lbs.
K010	2024	1 1/4	31.8	1 1/2	38.1	1/8	3.2	20	50 ft.	14.8 lbs.
K010	2026	1 1/4	31.8	1 5/8	41.3	3/16	4.8	30	50 ft.	23.1 lbs.
K010	2028	1 1/4	31.8	1 3/4	44.5	1/4	6.4	40	50 ft.	32.2 lbs.
K010	2430	1 1/2	38.1	1 7/8	47.6	3/16	4.8	30	50 ft.	27.1 lbs.
K010	2432	1 1/2	38.1	2	50.8	1/4	6.4	35	50 ft.	37.5 lbs.
K010	3240	2	50.8	2 1/2	63.5	1/4	6.4	35	50 ft.	48.2 lbs.

† Note: Working Pressure decreases as temperature increases. Pressure ratings can only be obtained with proper coupling procedures. Use of compression fittings with Kuri Tec® non-reinforced PVC tubing is not recommended. Hose claims involving use of these fittings will be disallowed.

### Compliance Footnotes:

- 1 **FDA** — CFR Title 21 Parts 170 to 199.
- 2 **USDA** — Chemically suitable for general use in slaughtering, processing, transporting, or storage areas in direct contact with meat or poultry food product prepared under Federal Inspection.
- 3 **3A** — Complies with the criteria in 3-A Sanitary Standards for Multiple-use Plastic Materials used as Product Contact Surfaces for Dairy Equipment, Number 20-18 as amended.
- 4 **NSF** — Certified under Standard 51, Plastic materials and components used in food equipment. Compound is also certified under Standard NSF-61 for drinking water system components.
- 5 **Proposition 65** — Compounds contain no substances designated as hazardous under California Proposition 65.

BECAUSE WE CONTINUALLY EXAMINE WAYS TO IMPROVE OUR PRODUCTS, WE RESERVE THE RIGHT TO ALTER SPECIFICATIONS WITHOUT PRIOR NOTICE.



**Series A1243 — Non-Toxic air breathing hose**

**A specially-designed non-toxic air breathing hose that provides low temperature flexibility and low odor.**

**Construction:**

- Tube — Clear PVC compound, formulated in compliance with FDA CFR Title 21 Parts 170 – 199 and with California Proposition 65†
- Reinforcement — High tensile strength yarn
- Cover — Non-toxic, U. V. and weather resistant black PVC compound

**Features:**

- Good low temperature flexibility
- Low odor, compared with traditional rubber hose
- Heavy wall construction matches the dimensions of rubber hose
- Light-wall version available (1/4" size)
- One-piece lengths

**Applications:**

- General Type C² air supply lines
- Paint spray booths
- Indoor, in-plant air service
- Outdoor, open air service

**Service Temperature Range:** -15°F (-26°C) to 150°F (+65°C)

**Series A1243 — Non-toxic air breathing hose**

Series No.	Size Code	Nominal ID		Nominal OD		Max. Working† Pressure (PSI)		Standard Length Coils	Approx. Wt. per Pkg.
		(In)	(mm)	(In)	(mm)	@ 70°F (20°C)	@ 122°F (50°C)		
A1243H	04	1/4	6.5	.625	15.9	250	150	300 ft.	42 lbs.
A1243	04	1/4	6.5	.500	12.7	250	150	500 ft.	40 lbs.
A1243H	06	3/8	9.5	.688	17.5	250	150	300 ft.	43 lbs.

† **Note:** Working Pressure decreases as temperature increases. Pressure ratings can only be obtained with proper coupling procedures.


**Compliance Notes:**

1. Proposition 65 — Compound contains no substances designated as hazardous under California Proposition 65.
  2. When properly coupled with suitable fittings, this hose will satisfy the air supply line requirements of Type C respirators, as described in 30 CFR Part 11 Subpart J, 11.124-7, including the gasoline permeation test.
- This hose will satisfy the “off-gassing tests,” as described in MIL-H-2815 F, Sections 3.12.2 and 4.5.10.

**NOTE:** NIOSH only certifies complete breathing respirators and does not issue certifications on individual components, such as hoses. All replacement hoses for NIOSH-certified apparatus must have prior NIOSH certification as a part of that unit.

# Lightweight Polyurethane Pneumatic Air Tool Hose

**Kuri Tec®**



**Pneu-Thane™ Series K5080/K5084/K5086 —  
Lightweight reinforced polyurethane pneumatic air tool hose**

**HYDROLYSIS  
RESISTANT  
ETHER-BASED  
COMPOUNDS**

**50% less weight than conventional  
PVC or rubber air hoses!**

An extremely lightweight, tough, flexible pneumatic air tool hose that is suitable for a wide range of industrial and construction applications.

**Construction:**

- Tube — Clear ether-based polyurethane
- Reinforcement — High tensile strength yarn
- Cover — Ether-based polyurethane, available in three colors: K5080 – clear, K5084 – red and K5086 – blue

**Features:**

- Very lightweight and flexible . . . helps to cut down on work-related injuries
- Good flex fatigue and resilience characteristics
- Excellent resistance to oils and solvents
- High oil resistance, complies with RMA's Class A Designation

- Superior cut-resistance
- High abrasion-resistance . . . provides extra long life compared with conventional PVC or rubber air hoses
- Good resistance to hydrolysis and algae in warm water applications
- Silicone-free core and cover
- Non-conductive compounds
- Non-marking cover
- One-piece lengths

**Applications:**

- For use with pneumatic air tools such as roofing nailers, sanders, chippers, impact wrenches, screwdrivers and staplers
- In-plant assembly line air service
- Automotive repair and body shops
- Construction sites
- Marine applications
- Air service for spray painting equipment

**Service Temperature Range: -40°F (-40°C) to 185°F (+85°C)**

**Series K5080/K5084/K5086 — Reinforced polyurethane pneumatic air tool hose**

Standard Stock Colors		Size Code	Nominal ID		Nominal OD		Maximum Working† Pressure (PSI)		Standard Lengths		Approx. Wt. per Pkg.	
K5080 Clear	K5084 Red K5086 Blue		(In)	(mm)	(In)	(mm)	@70°F (20°C)	@122°F (50°C)	Spool/Box	Coil/Box	300 ft.	100 ft.
✓	✓	04	1/4	6.5	.395	10.0	250	200	300 ft.	100 ft.	12 lbs.	4 lbs.
✓	✓	05	5/16	8.0	.472	12.0	250	200	300 ft.	100 ft.	16 lbs.	5 lbs.
✓	✓	06	3/8	9.5	.560	14.2	250	200	300 ft.	100 ft.	24 lbs.	8 lbs.
✓	✓	08	1/2	12.5	.688	17.5	250	200	300 ft.	100 ft.	30 lbs.	10 lbs.

**Series HS5080/HS5084/HS5086 —  
Reinforced polyurethane pneumatic air tool hose assemblies**

Standard Stock Colors		Size Code	Nominal ID		Nominal OD		Maximum Working† Pressure (PSI)		Assembled Lengths	Approx. Wt. per Pkg.		
HS5080 Clear	HS5084 Red HS5086 Blue		(In)	(mm)	(In)	(mm)	@70°F (20°C)	@122°F (50°C)		25 ft.	50 ft.	100 ft.
✓	✓	04	1/4	6.5	.395	10.0	250	200	25/50/100 ft.	1 lbs.	2 lbs.	4 lbs.
✓	✓	06	3/8	9.5	.560	14.2	250	200	25/50/100 ft.	1.5 lbs.	3 lbs.	6 lbs.

† Note: Working Pressure decreases as temperature increases. Pressure ratings can only be obtained with proper coupling procedures.

BECAUSE WE CONTINUALLY EXAMINE WAYS TO IMPROVE OUR PRODUCTS, WE RESERVE THE RIGHT TO ALTER SPECIFICATIONS WITHOUT PRIOR NOTICE.





Series A1141/A1144/A1146/A1147/A1148 —  
Special purpose PVC/polyurethane alloy air hose

**ALLOY  
JACKET**

**Construction:**

- Tube — Grey PVC/polyurethane alloy
- Reinforcement — High tensile strength yarn
- Cover — PVC/polyurethane alloy, available in five colors: A1141 — yellow, A1144 — red, A1146 — blue, A1147 — green and A1148 — grey

**Features:**

- Grey core tube has excellent cut resistance . . . complies with RMA's Class A designation for high oil resistance
- Highly abrasion-resistant alloy jacket
- Smooth, non-marking pin-pricked cover
- Good flexibility over a wide temperature range
- Good fitting retention at elevated temperatures
- Silicone-free
- One-piece lengths

**Applications:**

- Transfer of air and water
- Ideal for applications in rugged or higher temperature environments
- Induction welding tubing lines
- Injection molding coolant lines
- Transfer of deionized water
- Transfer of transmission and power steering fluids
- Lubrication/air drop lines
- Robotic and pneumatic air lines
- Automotive assembly line air hoses

**Note:** Not recommended for transfer of brake fluids.


**Service Temperature Range:** 0°F (-18°C) to +185°F (+85°C)

**Series A1141/A1144/A1146/A1147/A1148 —  
Special purpose PVC/polyurethane alloy air hose**

Standard Stock Colors			Size Code	Nominal ID		Nominal OD		Maximum Working† Pressure (PSI)		Standard Length Reels	Approx. Weight per Pkg.
A1144 Red	A1141 Yellow A1146 Blue A1148 Grey	A1147 Green		(In)	(mm)	(In)	(mm)	@70°F (20°C)	@122°F (50°C)		
✓	✓		04	1/4	6.5	.460	11.7	300	200	500 ft.	37 lbs.
✓	✓		05	5/16	8.0	.520	13.2	300	200	500 ft.	44 lbs.
✓	✓	✓	06	3/8	9.5	.625	15.9	300	200	500 ft.	67 lbs.
✓	✓		08	1/2	12.7	.770	19.6	300	200	500 ft.	88 lbs.
✓	✓		10	5/8	15.9	.969	24.6	300	175	300 ft.	76 lbs.
✓	✓		12	3/4	19.0	1.060	26.9	300	150	300 ft.	79 lbs.

† **Note:** Working Pressure decreases as temperature increases. Pressure ratings can only be obtained with proper coupling procedures.

BECAUSE WE CONTINUALLY EXAMINE WAYS TO IMPROVE OUR PRODUCTS, WE RESERVE THE RIGHT TO ALTER SPECIFICATIONS WITHOUT PRIOR NOTICE.



Series 2840/2841/2844/2846 — Heavy duty Polyurethane tubing — ether-based

Series 2600 — Polyurethane tubing — ether-based

### Construction:

**Series 2840/2841/2844/2846** — 95 Shore “A” Durometer ether-based polyurethane tubing in transparent blue tint, as well as three standard solid colors: 2840 – blue tint, 2841 – yellow, 2844 – red, 2846 – blue

**Series 2600** — 85 Shore “A” Durometer ether-based polyurethane tubing with transparent blue tint. \*The following colors are available on special order: 2601 – yellow, 2604 – red, 2606 – blue

### Features:

- Abrasion and cut resistance
- Good flex fatigue and resilience characteristics
- Excellent resistance to ozone, solvents and fuel
- Good resistance to hydrolysis and algae
- Slight blue tint allows see-through convenience
- \*Blue tint 2600 material conforms to FDA CFR 21-177-2600
- Complies with RMA’s Class A designation for high oil resistance
- Silicone-free
- One-piece lengths

### Applications:

- Transfer of air and fluids under severe conditions
- Feed and return lines
- Abrasive slurry transfer
- Granular transfer lines
- Robotics control lines
- Insulating sleeves
- Lubrication lines
- Metering pumps

**Note:** When exceptional oil and fuel resistance is needed, we suggest use of Series 2810 ester-based tubing — call for details.

**Note:** Not recommended for transfer of brake fluids

**Service Temperature Range:** -40°F (-40°C) to 175°F (+80°C)

### Series 2840/2841/2844/2846 — Ether-based polyurethane tubing — heavy duty construction

Series No.				Size Code	Nominal ID		Nominal OD		Max. Working† Pressure (PSI)		Standard Lengths		Approx. Wt. per Pkg.	
2840 Clear	2841 Yellow	2844 Red	2846 Blue		(In)	(mm)	(In)	(mm)	@ 70°F (20°C)	@ 122°F (50°C)	Spool/Box	Coil/Box	300 ft.	100 ft.
✓	✓	✓	✓	04	1/4	6.5	.375	9.5	125	75	300 ft.	100 ft.	9.5	3.1
✓	✓	✓	✓	05	5/16	8.0	.472	12.0	125	75	300 ft.	100 ft.	14.7	4.9
✓	✓	✓	✓	06	3/8	9.5	.570	14.5	125	75	300 ft.	100 ft.	21.7	7.2

### Series 2600 — Ether-based polyurethane tubing — transparent blue tint

Series No.	Size Code	Nominal ID		Nominal OD		Nominal Wall		Max. Working† Pressure (PSI)		Standard Length Coil/Box	Approx. Wt. per Pkg.
		(In)	(mm)	(In)	(mm)	(In)	(mm)	@ 70°F (20°C)	@ 122°F (50°C)		
2600	0204	1/8	3.2	1/4	6.4	1/16	1.6	100	75	100 ft.	2 lbs.
2600	0305	3/16	4.8	5/16	7.9	1/16	1.6	75	50	100 ft.	3 lbs.
2600	0406	1/4	6.4	3/8	9.5	1/16	1.6	60	45	100 ft.	3.5 lbs.
2600	0507	5/16	7.9	7/16	11.1	1/16	1.6	50	35	100 ft.	4 lbs.
2600	0608	3/8	9.5	1/2	12.7	1/16	1.6	45	30	100 ft.	5 lbs.
2600	0812	1/2	12.7	3/4	19.1	1/8	3.2	60	45	100 ft.	13 lbs.

† **Note:** Working Pressure decreases as temperature increases. Pressure ratings can only be obtained with proper coupling procedures.

BECAUSE WE CONTINUALLY EXAMINE WAYS TO IMPROVE OUR PRODUCTS, WE RESERVE THE RIGHT TO ALTER SPECIFICATIONS WITHOUT PRIOR NOTICE.

Ether-based polyurethane self-store coiled tubing & hose assemblies for air tool service

Clear versions using NSF-61 compound available upon request

Coupled assemblies:  
 HSC2840 blue tint  
 HSC2841 yellow  
 HSC2844 red  
 HSC2846 blue  
 HSC2950 turquoise tint

### Features:

- Offers strength with flexibility, highly kink-resistant
- Light weight (up to 15% lighter than our previous design), easy to use — helps to reduce worker fatigue
- Highly abrasion-resistant and non-marking
- Superior oil resistance — complies with RMA's Class A designation for high oil resistance
- Reinforcement — braided high tensile strength yarn reinforcement provides increased working pressure (HSC2950 only)
- Standard tubing/hose assemblies have 4" pigtail and 20" whip end
- Permanent crimped male swivel brass fittings provide

greater strength and pull-out resistance . . . heat shrink tubing over fittings prevents scratches and scuffs

- Good resistance to hydrolysis and algae growth in warm water applications
- Silicone-free

### Applications:

- Assembly line air tools and work stations
- Automotive repair and body shops
- Transfer of air, fluids and chemicals
- Transparent blue tint (HSC2840) allows monitoring of flow
- Car wash soap dispensers

**Note:** Not recommended for transfer of brake fluids

**Service Temperature Range:** -40°F (-40°C) to 175°F (+80°C)

## HSC2840, HSC2841, HSC2844, HSC2846 — Polyurethane self-store coiled tubing, coupled HSC2950 — Polyurethane reinforced hose, coupled

Series No. HSC2840 HSC2841 HSC2844 HSC2846	Size Code x Length	Nominal ID		Nominal OD		Maximum Working† Pressure (PSI)		Working Length (ft.)	Coil OD (In)	Standard Package	Approx. Wt. per Pkg.
		(In)	(mm)	(In)	(mm)	@70°F (20°C)	@122°F (50°C)				
✓	04 x 10	1/4	6.5	.375	9.5	125	75	8	2	10	5 lbs.
✓	04 x 15	1/4	6.5	.375	9.5	125	75	12	2	10	6.5 lbs.
✓	04 x 20	1/4	6.5	.375	9.5	125	75	16	2	10	8.5 lbs.
✓	04 x 25	1/4	6.5	.375	9.5	125	75	20	2	10	10 lbs.
✓	04 x 30	1/4	6.5	.375	9.5	125	75	24	2	10	12 lbs.
✓	04 x 50	1/4	6.5	.375	9.5	125	75	40	2	1	2 lbs.
✓	06 x 10	3/8	9.5	.570	14.5	125	75	8	3	5	5 lbs.
✓	06 x 15	3/8	9.5	.570	14.5	125	75	12	3	5	7 lbs.
✓	06 x 20	3/8	9.5	.570	14.5	125	75	16	3	5	9 lbs.
✓	06 x 25	3/8	9.5	.570	14.5	125	75	20	3	5	11 lbs.
✓	06 x 30	3/8	9.5	.570	14.5	125	75	24	3	5	12 lbs.
✓	06 x 50	3/8	9.5	.570	14.5	125	75	40	3	1	4 lbs.
<b>HSC2950</b>											
✓	04 x 15	1/4	6.5	.395	9.5	225	125	12	2	10	6.5 lbs.
✓	04 x 25	1/4	6.5	.395	9.5	225	125	20	2	10	10 lbs.
✓	04 x 50	1/4	6.5	.395	9.5	225	125	40	2	1	2 lbs.
✓	06 x 15	3/8	9.5	.570	14.5	225	125	12	3	5	7 lbs.
✓	06 x 25	3/8	9.5	.570	14.5	225	125	20	3	5	11 lbs.
✓	06 x 50	3/8	9.5	.570	14.5	225	125	40	3	1	4 lbs.

**Note:** Each length of assembled tubing or hose includes a 4" pigtail and a 20" whip end, assembled to 1/4" or optional 3/8" (priced upon request) male NPT permanent crimped swivel brass fittings. Working length is 80% of nominal length shown. 5/16" & 1/2" ID size tubing is priced upon request. Check for availability.

† **Warning:** Working pressure rating decreases as operating temperature increases. Exceeding the rated limit may cause the tubing to rupture.

BECAUSE WE CONTINUALLY EXAMINE WAYS TO IMPROVE OUR PRODUCTS, WE RESERVE THE RIGHT TO ALTER SPECIFICATIONS WITHOUT PRIOR NOTICE.



## Series 2813S Static-dissipative polyurethane tubing



### Construction:

Black 82 Shore "A" Durometer anti-static ester-based polyurethane compound

Surface resistivity:  $1.1 \times 10^{11}$  ohm (per square)  
Volume resistivity:  $2.0 \times 10^{10}$  ohm – cm (ASTM-D-257)

### Features:

- Lightweight and very flexible
- Static dissipation easily achieved when properly connected to fittings
- Excellent oil, fuel and solvent resistance
- Non-marking
- High resistance to permeation
- Silicone-free
- One-piece lengths

### Applications:

- Air tool service in which static build-up in the tool or air cannot be tolerated
- Clean room ionizing blow-off guns
- Pneumatic lines for control boxes and panels requiring static dissipation
- Air lines in environments containing high levels of flammable solvent fumes

### Electrical Data:

- With a surface resistivity of  $1.1 \times 10^{11}$  ohms/square, this material is considered to be a "static dissipator."
- Conductivity tests on the tubing indicate a resistance of approximately 200,000 ohms per foot when tested with an ohmmeter with nominal open circuit output voltage of 500 VDC.

**Service Temperature Range:** -40°F (-40°C) to 180°F (+82°C)


**NOTE:** Not recommended for the transfer of warm water above 100°F (+38°C)

## Series 2813S — Static-dissipative polyurethane tubing

Series No.	Size Code	Nominal ID		Nominal OD		Nominal Wall		Max. Working <sup>†</sup> Pressure (PSI)		Standard Length Carton	Approx. Wt. per Pkg.
		(In)	(mm)	(In)	(mm)	(In)	(mm)	@ 70°F (20°C)	@ 122°F (50°C)		
2813S	0204	1/8	3.2	1/4	6.4	1/16	1.6	100	75	100 ft.	2 lbs.
2813S	0305	3/16	4.8	5/16	7.9	1/16	1.6	75	50	100 ft.	3 lbs.
2813S	0406	1/4	6.4	3/8	9.5	1/16	1.6	65	45	100 ft.	3.5 lbs.

<sup>†</sup> **Note:** Working Pressure decreases as temperature increases. Pressure ratings can only be obtained with proper coupling procedures.

BECAUSE WE CONTINUALLY EXAMINE WAYS TO IMPROVE OUR PRODUCTS, WE RESERVE THE RIGHT TO ALTER SPECIFICATIONS WITHOUT PRIOR NOTICE.



Uniquely different PVC air hose that prevents static build-up without the need of a static wire.

**Construction:**

Tube — Co-extruded electrically-conductive PVC

Reinforcement — Spiral polyester yarn

Cover — A4164: Red weather resistant PVC  
A4176: Blue polyurethane for superior abrasion resistance

**Features:**

- Continuous flexible conductive liner assures contact with fittings, without special preparation or clamping techniques
- No wires to break when the hose is flexed
- Distinctive color and branding allows easy identification
- Silicone-free
- One-piece lengths

- Branded as “Conductive Air”
- Excellent chemical and abrasion resistance afforded by polyurethane cover (Series A4176)
- Non-marking non-perforated cover

**Applications:**

- In-plant air service where static dissipation is required
- Air lines for painting equipment
- Applications requiring the use of grounded pneumatic tools

**Electrical Data:**

- Resistance is less than 100,000 ohms per foot when tested with an ohmmeter, with nominal open-circuit output voltage of 500 VDC
- **Note:** Conductivity is through the inner liner only. To dissipate static electricity, the hose must be fitted with a grounded conductive coupling. When measured through the wall of the hose, the product demonstrates electrical insulation.

Service Temperature Range: 14°F (-10°C) to 150°F (+65°C)

**Series A4164 — Conductive PVC air hose**

Series No.	Size Code	Nominal ID		Nominal OD		Max. Working† Pressure (PSI)		Standard Lengths		Approx. Wt. per Pkg.	
		(In)	(mm)	(In)	(mm)	@ 70°F (20°C)	@ 122°F (50°C)	Reel	Coil	Reel	Coil
A4164	04	1/4	6.5	.500	12.7	300	180	500 ft.	100 ft.	44 lbs.	8 lbs.
A4164	05	5/16	8.0	.625	15.9	300	180	500 ft.	100 ft.	67 lbs.	13 lbs.
A4164	06	3/8	9.5	.625	15.9	300	180	500 ft.	100 ft.	58 lbs.	11 lbs.
A4164	08	1/2	12.7	.813	20.7	300	180	500 ft.	100 ft.	93 lbs.	18 lbs.

**Series A4176 — Conductive PVC air hose with polyurethane cover**

Series No.	Size Code	Nominal ID		Nominal OD		Max. Working† Pressure (PSI)		Standard Lengths		Approx. Wt. per Pkg.	
		(In)	(mm)	(In)	(mm)	@ 70°F (20°C)	@ 122°F (50°C)	Reel	Coil	Reel	Coil
A4176	04	1/4	6.5	.500	12.7	300	180	500 ft.	100 ft.	44 lbs.	8 lbs.
A4176	05	5/16	8.0	.625	15.9	300	180	500 ft.	100 ft.	67 lbs.	13 lbs.
A4176	06	3/8	9.5	.625	15.9	300	180	500 ft.	100 ft.	58 lbs.	11 lbs.
A4176	08	1/2	12.7	.813	20.7	300	180	500 ft.	100 ft.	93 lbs.	18 lbs.

† **Note:** Working Pressure decreases as temperature increases. Pressure ratings can only be obtained with proper coupling procedures.  
**Note:** 100 ft. lengths not available at all locations. Please check with local warehouse for availability.

BECAUSE WE CONTINUALLY EXAMINE WAYS TO IMPROVE OUR PRODUCTS, WE RESERVE THE RIGHT TO ALTER SPECIFICATIONS WITHOUT PRIOR NOTICE.



Our high quality flexible PVC compounds are uniquely blended to make this hose look and feel like comparable rubber hose and stay flexible at low temperatures. Its light weight makes it an ideal hose for air tool applications.

### Construction:

- Tube — Black PVC compound
- Reinforcement — Spiral polyester yarn with additional longitudinal yarns . . . reduces elongation under pressure
- Cover — PVC compound in a variety of colors

### Features:

- U. V. and weather resistant
- Excellent cold weather flexibility
- Easily re-coiled after use

- Medium/high oil resistance, complies with RMA's Class B Designation
- Non-marking pin-pricked cover
- Lightweight
- One-piece lengths
- Chemical resistance of PVC
- Silicone-free core and cover

### Applications:

- Ideal for in-plant applications requiring color coding of hose supply lines
- Transfer of air, water and mild water-soluble chemicals
- Outdoor applications requiring a low temperature hose
- General air supply line for pneumatic tools and paint spray systems.
- Low pressure spray hose for water-soluble chemicals

**Service Temperature Range:** -15°F (-26°C) to 150°F (65°C)

## Series K1131/K1134/K1136/K1137/K1138 — Multi-purpose air & water hose


Standard Stock Colors			Size Code	Nominal ID		Nominal OD		Max. Working† Pressure (PSI)		Standard Lengths		Approx. Weight per Pkg.	
K1134 Red	K1131 Yellow K1136 Blue K1138 Grey	K1137 Green		(In)	(mm)	(In)	(mm)	@70°F (20°C)	@122°F (50°C)	Reel	Coil	Reel	Coil
✓	✓		04	1/4	6.5	.500	12.7	300	180	500 ft.	100 ft.	44 lbs.	8 lbs.
✓	✓		05	5/16	8.0	.625	15.9	300	180	500 ft.	100 ft.	67 lbs.	13 lbs.
✓	✓	✓	06	3/8	9.5	.625	15.9	300	180	500 ft.	100 ft.	58 lbs.	11 lbs.
✓	✓		08	1/2	12.7	.813	20.7	300	180	500 ft.	100 ft.	93 lbs.	18 lbs.
✓	✓		10	5/8	15.9	.906	23.0	250	125	300 ft.	100 ft.	64 lbs.	19 lbs.
✓	✓		12	3/4	19.0	1.125	28.6	250	100	300 ft.	100 ft.	96 lbs.	30 lbs.
✓	✓		16	1	25.4	1.406	35.7	250	100	300 ft.	100 ft.	130 lbs.	41 lbs.

Note: 100 ft. lengths not available at all locations. Please check with your local warehouse for availability. ✓ indicates stock item.

† Note: Working Pressure decreases as temperature increases. Pressure ratings can only be obtained with proper coupling procedures.

BECAUSE WE CONTINUALLY EXAMINE WAYS TO IMPROVE OUR PRODUCTS, WE RESERVE THE RIGHT TO ALTER SPECIFICATIONS WITHOUT PRIOR NOTICE.





Series K1154/K1156 —  
General purpose PVC hose

### Construction:

#### Series K1154/K1156

- Tube — Black PVC compound
- Reinforcement — High tensile strength yarn
- Cover — PVC compound, available in two colors:  
K1154 – red & K1156 – blue

### Features:

- Economical, flexible and lightweight . . . all sizes are within UPS weight limits for significant freight savings
- Excellent abrasion resistance
- U. V. and weather resistant
- Non-marking pin-pricked cover
- Silicone-free core and cover
- Complies with RMA's Class B designation for medium/high oil resistance
- One piece packaging, no random lengths

### Applications:

- Transfer of air, water and mild water soluble chemicals
- Ideal for in-plant applications that require an economical general purpose hose
- Excellent air supply line for pneumatic tools and paint spray systems

**Service Temperature Range:** +14°F (-10°C) to 150°F (+65°C)

## Series K1154/K1156 — General purpose PVC hose

Series No.		Size Code	Nominal ID		Nominal OD		Max. Working† Pressure (PSI)		Standard Length		Approx. Wt. per Pkg.	
K1154 Red	K1156 Blue		(In)	(mm)	(In)	(mm)	@70°F (20°C)	@122°F (50°C)	Reel	Coil	Reel	Coil
✓	✓	04	1/4	6.4	.500	12.7	300	150	500 ft.	100 ft.	44 lbs.	8 lbs.
✓	✓	05	5/16	7.9	.625	15.9	300	150	500 ft.	100 ft.	68 lbs.	13 lbs.
✓	✓	06	3/8	9.5	.625	15.9	300	150	500 ft.	100 ft.	56 lbs.	11 lbs.
✓	✓	08	1/2	12.7	.750	19.1	300	150	500 ft.	100 ft.	77 lbs.	14 lbs.
✓	✓	10	5/8	15.9	.895	22.6	200	100	300 ft.	100 ft.	60 lbs.	18 lbs.
✓	✓	12	3/4	19.1	1.030	26.2	200	75	300 ft.	100 ft.	72 lbs.	22 lbs.
✓	✓	16	1	25.4	1.313	33.3	150	75	300 ft.	100 ft.	105 lbs.	31 lbs.

† Note: Working Pressure decreases as temperature increases. Pressure ratings can only be obtained with proper coupling procedures.

BECAUSE WE CONTINUALLY EXAMINE WAYS TO IMPROVE OUR PRODUCTS, WE RESERVE THE RIGHT TO ALTER SPECIFICATIONS WITHOUT PRIOR NOTICE.

# General Service PVC Air & Water Hose and Assemblies

**Kuri Tec®**



**COST EFFECTIVE**

**Construction:**

- Tube — Black PVC compound
- Reinforcement — High tensile strength yarn
- Cover — PVC compound, available in three colors:  
K1171 – yellow, K1174 – red, K1176 – blue

**Features:**

- Economical, lightweight, low temperature alternative to rubber hose.
- Excellent abrasion resistance
- 300 PSI working pressure on all sizes
- U. V. and weather resistant
- Non-marking pin-pricked cover

- Complies with RMA's Class B designation for medium/high oil resistance
- One piece packaging, no random lengths
- Formulated for low temperature flexibility
- Assemblies (Series HS1171/HS1174/HS1176) are individually shrink-wrapped

**Applications:**

- Transfer of air, water and mild water soluble chemicals
- Ideal for in-plant and outdoor applications that require an economical general purpose hose
- Excellent air supply line for pneumatic tools and paint spray systems

**Service Temperature Range:** -15°F (-26°C) to 150°F (+65°C)

**Series K1171/K1174/K1176 — General Service PVC hose**

Standard Stock Colors			Size Code	Nominal ID		Nominal OD		Max. Working <sup>†</sup> Pressure (PSI)		Standard Length Coils	Approx. Wt. per Pkg.
K1171 Yellow	K1174 Red	K1176 Blue		(In)	(mm)	(In)	(mm)	@ 70°F (20°C)	@ 122°F (50°C)		
✓	✓	✓	04	1/4	6.5	.475	12.1	300	150	500 ft.	36 lbs.
✓	✓	✓	06	3/8	9.5	.600	15.2	300	150	500 ft.	48 lbs.
✓	✓	✓	08	1/2	12.7	.750	19.1	300	150	300 ft.	42 lbs.
	✓	✓	10	5/8	15.9	.860	21.8	250	125	300 ft.	46 lbs.

**Series HS1171/HS1174/HS1176 — General Service PVC pneumatic air tool hose assemblies**

Standard Stock Colors			Size Code	Nominal ID		Nominal OD		Maximum Working <sup>†</sup> Pressure (PSI)		Assembled Lengths	Approx. Wt. per Pkg.		
HS1171 Yellow	HS1174 Red	HS1176 Blue		(In)	(mm)	(In)	(mm)	@70°F (20°C)	@122°F (50°C)		25 ft.	50 ft.	100 ft.
✓	✓	✓	04	1/4	6.5	.475	12.1	300	150	25/50/100 ft.	1.9 lbs.	3.7 lbs.	7.4 lbs.
✓	✓	✓	06	3/8	9.5	.600	15.2	300	150	25/50/100 ft.	2.6 lbs.	5.1 lbs.	10.2 lbs.
✓	✓	✓	08	1/2	12.7	.750	19.1	300	150	25/50/100 ft.	3.5 lbs.	7.0 lbs.	14.0 lbs.

**Note:** Hose assemblies are furnished with the following fittings: 1/4" ID – 1/4" X 1/4"M NPT, 3/8" ID – 3/8" X 1/4"M NPT, 1/2" ID – 1/2" X 3/8"M NPT.  
<sup>†</sup> **Note:** Working Pressure decreases as temperature increases. Pressure ratings can only be obtained with proper coupling procedures.

BECAUSE WE CONTINUALLY EXAMINE WAYS TO IMPROVE OUR PRODUCTS, WE RESERVE THE RIGHT TO ALTER SPECIFICATIONS WITHOUT PRIOR NOTICE.



**Series A1307 — Standard duty reinforced PVC water hose**

**Series A1317 — Heavy duty reinforced PVC water hose**

An all-purpose PVC hose for light duty industrial watering applications.

**Construction:**

- Tube — Smooth black PVC compound
- Reinforcement — High tensile strength yarn
- Cover — Smooth opaque green PVC compound

**Features:**

- Economical
- Lightweight and easy to handle
- Good resistance to weather aging, ozone and ultraviolet light
- Available in assemblies on special order
- Silicone-free
- One-piece lengths

**Applications:**

- Light duty industrial watering
- Lawn and garden watering
- Nursery water supply lines
- Light duty commercial washdown

An all-purpose heavy duty PVC hose that's ideal for golf courses, parks and construction projects.

**Construction:**

- Tube — Smooth black PVC compound
- Reinforcement — High tensile strength yarn
- Cover — Smooth transparent green PVC compound

**Features:**

- Higher working and burst pressures
- Abrasion-resistant cover
- Good resistance to weather aging
- Available in assemblies on special order
- Silicone-free
- One-piece lengths

**Applications:**

- Golf course water lines
- Heavy duty commercial and construction use
- Municipal maintenance and park departments
- Irrigation supply lines
- Heavy duty washdown

**Service Temperature Range:** +25°F (-4°C) to 150°F (+65°C)

**Series A1307 — Standard duty reinforced PVC water hose — solid green cover**

Series No.	Size Code	Nominal ID		Nominal OD		Max. Working† Pressure (PSI)		Standard Length Coils	Approx. Wt. per Pkg.
		(In)	(mm)	(In)	(mm)	@ 70°F (20°C)	@ 122°F (50°C)		
A1307	08	1/2	12.7	.692	17.6	125	50	300 ft.	34 lbs.
A1307	10	5/8	15.9	.817	20.8	125	50	300 ft.	40 lbs.
A1307	12	3/4	19.1	.972	24.7	100	40	300 ft.	53 lbs.
A1307	16	1	25.4	1.297	32.9	100	40	200 ft./300 ft.	69 lbs./104 lbs.


**Series A1317 — Heavy duty reinforced PVC water hose — green tint cover**

Series No.	Size Code	Nominal ID		Nominal OD		Max. Working† Pressure (PSI)		Standard Length Coils	Approx. Wt. per Pkg.
		(In)	(mm)	(In)	(mm)	@ 70°F (20°C)	@ 122°F (50°C)		
A1317	12	3/4	19.1	1.025	26.0	125	50	300 ft.	65 lbs.
A1317	16	1	25.4	1.297	32.9	125	50	200 ft./300 ft.	60 lbs./90 lbs.

† **Note:** Working Pressure decreases as temperature increases. Pressure ratings can only be obtained with proper coupling procedures.

**BECAUSE WE CONTINUALLY EXAMINE WAYS TO IMPROVE OUR PRODUCTS, WE RESERVE THE RIGHT TO ALTER SPECIFICATIONS WITHOUT PRIOR NOTICE.**





Lightweight polyethylene-lined rubber blend hoses that are the ideal choice for handling paint and paint-related products in a variety of applications.

### Construction:

#### Series A4143

- Tube — Co-extruded blue LLDPE/rubber blend
- Reinforcement — High tensile strength yarn
- Cover — Black rubber blend compound; Branded “Paint Fluid”

#### Series A4143S

- Tube — Co-extruded blue LLDPE/rubber blend
- Static wire — Embedded copper wire for static conductivity (see note below)‡
- Reinforcement — High tensile strength yarn
- Cover — Black rubber blend compound with green identification stripe; Branded “Conductive Paint Fluid”

### Features:

- Excellent resistance to paint fluids, lacquers and solvents . . . see chemical resistance chart, referring to both core and cover materials, on Page 33
- Excellent flexibility
- Silicone-free
- Compatible with popular spray fittings, such as Binks and DeVilbiss
- Excellent cold weather properties
- Static conductivity (Series A4143S only)
- Lightweight
- One-piece lengths

### Applications:

- Lower pressure transfer of enamels, lacquers and other finishes
- Robotic paint spraying equipment
- Manual paint spraying
- Spraying of automobile “rustproofing” fluids
- Low temperature transfer of chemicals

**Service Temperature Range:** -40°F (-40°C) to +125°F (+52°C)

**CAUTION: NOT FOR USE WITH HOT PAINT. DO NOT EXCEED TEMPERATURE OF 125°F (+52°C).**

**WARNING: IMMERSION OF THE HOSE IN SOLVENTS FOR AN EXTENDED PERIOD OF TIME IS NOT RECOMMENDED DUE TO POTENTIAL SWELLING OF THE HOSE JACKET.**

### Series A4143/A4143S — Paint fluid transfer hose

Series No.	Size Code	Nominal ID		Nominal OD		Max. Working Pressure (PSI)		Standard Length		Approx. Wt. per Pkg.		
		(In)	(mm)	(In)	(mm)	@70°F (20°C)	@122°F (50°C)	Reel	Coil	Reel	Coil	
A4143	A4143S	04	1/4	6.5	.500	12.7	175	85	500 ft.	100 ft.	36 lbs.	7 lbs.
A4143	A4143S	06	3/8	9.5	.690	17.3	175	85	500 ft.	100 ft.	60 lbs.	12 lbs.
A4143	A4143S	08	1/2	12.7	.875	22.2	175	85	500 ft.	100 ft.	93 lbs.	18 lbs.
A4143	A4143S	12	3/4	19.0	1.188	30.2	150	75	—	300/100 ft.	—	85/28 lbs.
A4143	A4143S	16	1	25.4	1.500	38.1	125	60	—	200/100 ft.	—	86/43 lbs.

† Note: Working Pressure decreases as temperature increases. Pressure ratings can only be obtained with proper coupling procedures. Compatible with popular spray fittings, such as Binks and DeVilbiss.

‡ Caution: This product is designed to dissipate static electricity when the metal wire is properly grounded through the fitting or by other means. BECAUSE WE CONTINUALLY EXAMINE WAYS TO IMPROVE OUR PRODUCTS, WE RESERVE THE RIGHT TO ALTER SPECIFICATIONS WITHOUT PRIOR NOTICE.



**Series A4086 —  
Polyethylene-lined rubber blend chemical spray and transfer hose**

**A premium chemical spray and transfer hose for applications requiring greater chemical-resistance . . . excellent for high pressure tree and orchard spraying, as well as paint, solvent and chemical transfer.**

**Construction:**

- Tube — Co-extruded blue LLDPE/rubber blend
- Reinforcement — High tensile strength yarn . . . two-pass spiral construction
- Cover — Blue rubber blend compound

**Features:**

- Excellent chemical-resistance
- Extremely light weight
- Excellent low temperature properties
- Pin-pricked cover vents vapor . . . helps prevent ballooning
- Silicone-free

**Applications:**

- For use in applications where additional chemical resistance is required . . . see chemical resistance chart, referring to both core and cover materials, on Page 33
- High pressure tree, orchard and vineyard spraying
- Concrete curing and spraying
- Paint and solvent transfer
- Chemical transfer



**Service Temperature Range:** -40°F (-40°C) to 130°F (+54°C)

**Series A4086 — High pressure 2-pass spiral construction polyethylene-lined rubber blend chemical spray & transfer hose**

Series No.	Size Code	Nominal ID		Nominal OD		Max. Working† Pressure (PSI)		Standard Length Coils	Approx. Wt. per Pkg.
		(In)	(mm)	(In)	(mm)	@ 70°F (20°C)	@ 122°F (20°C)		
A4086	06	3/8	9.5	.688	17.5	800	300	300/100 ft.	33/11 lbs.
A4086	08	1/2	12.7	.840	21.3	800	300	300/100 ft.	45/15 lbs.
A4086	10	5/8	15.9	1.000	25.4	800	250	300/100 ft.	60/20 lbs.
A4086	12	3/4	19.1	1.140	29.0	800	250	300/100 ft.	72/24 lbs.
A4086	16	1	25.4	1.400	35.6	400	125	200/100 ft.	65/33 lbs.

† **Note:** Working Pressure decreases as temperature increases. Pressure ratings can only be obtained with proper coupling procedures.

**Note:** Use of hydraulic or reusable-type fittings are not recommended for coupling Kuri Tec® hose products. Hose claims involving use of these fittings will be disallowed.

BECAUSE WE CONTINUALLY EXAMINE WAYS TO IMPROVE OUR PRODUCTS, WE RESERVE THE RIGHT TO ALTER SPECIFICATIONS WITHOUT PRIOR NOTICE.

# 300/600/800 PSI PVC/Polyurethane Blend Reinforced Spray Hoses

**Kuri Tec®**



Series A1628 — 300 PSI grey  
 A1661 — 600 PSI yellow  
 A1687 — 800 PSI green  
 PVC/polyurethane blend spray hoses

Unique PVC/polyurethane blended core provides excellent resistance to hydrocarbon-based lawn care and pest control chemicals. Reinforced with high tensile strength yarn. PVC ribbed cover provides abrasion resistance.

### Construction:

- Tube — Black PVC/polyurethane blend
- Reinforcement — High tensile strength yarn
- Cover — Ribbed PVC

- Choice of 300, 600, or 800 PSI working pressures
- Pin-pricked cover vents vapor . . . helps prevent ballooning
- Silicone-free
- One-piece lengths

### Features:

- Extremely tough and kink resistant
- PVC/polyurethane blended core — provides better chemical resistance than comparable all-PVC hoses
- Ribbed cover provides excellent abrasion-resistance

### Applications:

- Agricultural spraying
- Commercial weed spraying
- Pest control spraying (Series A1628 & A1661)
- Tree spraying (Series A1687 only)

Service Temperature Range: +15°F (-10°C) to 160°F (+70°C)

## Series A1628 — 300 PSI PVC/polyurethane blend spray hose – 1-pass spiral construction

PEST CONTROL

Series No.	Size Code	Nominal ID		Nominal OD		Max. Working† Pressure (PSI)		Standard Coil Lengths	Approx. Wt. per Pkg.	
		(In)	(mm)	(In)	(mm)	@ 70°F (20°C)	@ 122°F (50°C)		300 ft. Coil	400 ft. Coil
A1628	06	3/8	9.5	.625	15.9	300	150	300 or 400 ft.	36 lbs.	47 lbs.
A1628	08	1/2	12.7	.770	19.6	300	150	300 or 400 ft.	49 lbs.	65 lbs.
A1628	12	3/4	19.1	1.060	26.9	200	100	300 ft.	80 lbs.	—
A1628	16	1	25.4	1.306	33.2	200	100	200 ft.	67 lbs.	

## Series A1661 — 600 PSI PVC/polyurethane blend spray hose – 2-pass spiral construction

PEST & LAWN SPRAYING

Series No.	Size Code	Nominal ID		Nominal OD		Max. Working† Pressure (PSI)		Standard Coil Lengths	Approx. Wt. per Pkg.	
		(In)	(mm)	(In)	(mm)	@ 70°F (20°C)	@ 122°F (50°C)		300 ft. Coil	400 ft. Coil
A1661	06	3/8	9.5	.650	16.5	600	350	300 or 400 ft.	41 lbs.	54 lbs.
A1661	08	1/2	12.7	.790	20.1	600	350	300 or 400 ft.	57 lbs.	76 lbs.
A1661	10	5/8	15.9	1.030	26.2	600	300	300 ft.	96 lbs.	—
A1661	12	3/4	19.1	1.170	29.7	600	300	300 ft.	126 lbs.	—

## Series A1687 — 800 PSI PVC/polyurethane blend spray hose – 2-pass spiral construction

TREE SPRAYING

Series No.	Size Code	Nominal ID		Nominal OD		Max. Working† Pressure (PSI)		Standard Coil Lengths	Approx. Wt. per Pkg.	
		(In)	(mm)	(In)	(mm)	@ 70°F (20°C)	@ 122°F (50°C)		300 ft. Coil	400 ft. Coil
A1687	06	3/8	9.5	.650	16.5	800	450	300 or 400 ft.	41 lbs.	54 lbs.
A1687	08	1/2	12.7	.850	21.6	800	450	300 or 400 ft.	68 lbs.	90 lbs.
A1687	10	5/8	15.9	1.030	26.2	800	400	300 ft.	96 lbs.	—
A1687	12	3/4	19.1	1.170	29.7	800	400	300 ft.	126 lbs.	—

† Note: Working Pressure decreases as temperature increases. Pressure ratings can only be obtained with proper coupling procedures.

Note: Use of hydraulic or reusable-type fittings are not recommended for coupling Kuri Tec® hose products. Hose claims involving use of these fittings will be disallowed.

BECAUSE WE CONTINUALLY EXAMINE WAYS TO IMPROVE OUR PRODUCTS, WE RESERVE THE RIGHT TO ALTER SPECIFICATIONS WITHOUT PRIOR NOTICE.





**Series K4131 — 600 PSI PVC spray hose with single-pass spiral reinforcement**

**Series A1251 — 600 PSI PVC spray hose with double-pass spiral reinforcement**

Excellent quality spray hoses made with premium quality PVC compounds, ideally-suited for lawn and ornamental spray applications using wettable powder chemicals. (Not recommended for high pressure tree spray applications.)

**Construction:**

**Series K4131**

- Tube — Yellow PVC
- Reinforcement — High tensile strength yarn; one-pass spiral construction
- Cover — Yellow ribbed PVC

**Features:**

- Economically priced
- Ribbed cover for reduced drag and increased flexibility
- Pin-pricked cover vents vapor . . . helps prevent ballooning
- Light weight — easily coiled after use
- Longitudinal reinforcing yarns enhance coupling retention and reduce elongation under pressure
- Chemical resistance of quality PVC for the transfer or spraying of “wetable powder” type chemicals. Not recommended for use with emulsifiable chemicals based on hydrocarbon carriers.
- Silicone-free
- One-piece lengths

**Service Temperature Range:** +25°F (-5°C) to 150°F (+65°C)

**Applications:** ● Agricultural spraying ● Vineyard spraying ● Nursery spraying ● Building washdown

**Series K4131 — 600 PSI all-PVC spray hose with 1-pass spiral construction**

Series No.	Size Code	Nominal ID		Nominal OD		Max. Working† Pressure (PSI)		Standard Coil Lengths	Approx. Wt. per Pkg.	
		(In)	(mm)	(In)	(mm)	@ 70°F (20°C)	@ 122°F (50°C)		300 ft. Coil	400 ft. Coil
K4131	06	3/8	9.5	.625	15.9	600	250	300 or 400 ft.	35 lbs.	46 lbs.
K4131	08	1/2	12.7	.790	20.0	600	250	300 or 400 ft.	54 lbs.	72 lbs.

**Series A1251 — 600 PSI all-PVC spray hose with 2-pass spiral construction**

Series No.	Size Code	Nominal ID		Nominal OD		Max. Working† Pressure (PSI)		Standard Coil Lengths	Approx. Wt. per Pkg.	
		(In)	(mm)	(In)	(mm)	@ 70°F (20°C)	@ 122°F (50°C)		300 ft. Coil	400 ft. Coil
A1251	06	3/8	9.5	.650	16.5	600	300	300 or 400 ft.	45 lbs.	60 lbs.
A1251	08	1/2	12.7	.790	20.0	600	300	300 or 400 ft.	59 lbs.	78 lbs.

† **Note:** Working Pressure decreases as temperature increases. Pressure ratings can only be obtained with proper coupling procedures.

**Note:** Use of hydraulic or reusable-type fittings are not recommended for coupling Kuri Tec® hose products. Hose claims involving use of these fittings will be disallowed.

BECAUSE WE CONTINUALLY EXAMINE WAYS TO IMPROVE OUR PRODUCTS, WE RESERVE THE RIGHT TO ALTER SPECIFICATIONS WITHOUT PRIOR NOTICE.



**Construction:**

**Series A1251**

- Tube — Black PVC
- Reinforcement — High tensile strength yarn; two-pass spiral construction
- Cover — Yellow ribbed PVC with black stripe

**Features:**

- Ribbed cover for reduced drag and increased flexibility
- Unique heavy duty design offers optimum performance
- Highly abrasion-resistant cover
- Cover is pin-pricked to vent vapor pressure and prevent ballooning
- Chemical resistance of quality PVC for the transfer or spraying of “wetable powder” type chemicals. Not recommended for use with emulsifiable chemicals based on hydrocarbon carriers.
- Silicone-free
- One-piece lengths

**Service Temperature Range:** 0°F (-18°C) to 150°F (+65°C)

# EVA and Polyethylene Yarn-Reinforced Spray Hoses

**Kuri Tec®**



## Construction:

### Series K4350

- Tube — Translucent EVA copolymer
- Reinforcement — High tensile strength yarn
- Cover — Translucent EVA copolymer

### Features:

- Highly flexible
- Higher working pressures than non-reinforced EVA tubing
- Excellent low temperature flexibility
- Excellent chemical-resistance
- Silicone-free
- One-piece lengths

### Applications:

- Agricultural spray applications, including anhydrous ammonia fertilizer
- Low pressure lawn spray
- Low pressure transfer of liquids and gases, including chemicals

### Series A9350

- Tube — Special translucent LLDPE
- Reinforcement — High tensile strength yarn
- Cover — Special “low friction” translucent copolymer

### Features:

- Extremely light weight
- Exceptionally low resistance to dragging
- Both core and cover offer excellent chemical-resistance and resistance to environmental stress cracking
- Silicone-free
- One-piece lengths

### Applications:

- Spot herbicide treatment, while fertilizing
- Automatic dilution of liquid concentrate at the spray head

**Service Temperature Range:** -30°F (-35°C) to 150°F (+65°C)

## Series K4350 — EVA spray hose

Series No.	Size Code	Nominal ID		Nominal OD		Max. Working Pressure (PSI) <sup>†</sup>		Standard Lengths		Approx. Wt. per Pkg.	
		(In)	(mm)	(In)	(mm)	@ 70°F (20°C)	@ 122°F (50°C)	Coil	Reel	Coil	Reel
K4350	06	3/8	9.5	.594	15.1	300	100	300 ft.	500 ft.	22 lbs.	41 lbs.
K4350	08	1/2	12.7	.719	18.3	250	75	300 ft.	500 ft.	26 lbs.	51 lbs.
K4350	12	3/4	19.1	.970	24.6	150	40	300 ft.	—	36 lbs.	—
K4350	16	1	25.4	1.313	33.4	150	30	200 ft.	—	47 lbs.	—

## Series A9350 — Polyethylene dual line spray hose

Part No.	Line 1				Line 2				Max. Working Pressure (PSI) <sup>†</sup>		Standard Length Coils	Approx. Wt. per Pkg.
	Nominal ID (In)	Nominal ID (mm)	Nominal OD (In)	Nominal OD (mm)	Nominal ID (In)	Nominal ID (mm)	Nominal OD (In)	Nominal OD (mm)	@ 70°F (20°C)	@ 122°F (50°C)		
A9350-04060-03S	1/4	6.5	.457	11.6	3/8	9.5	.593	15.1	250	100	300 ft.	37 lbs.
A9350-04060-04S	1/4	6.5	.457	11.6	3/8	9.5	.593	15.1	250	100	400 ft.	49 lbs.
A9350-04080-03S	1/4	6.5	.457	11.6	1/2	12.7	.740	18.8	250	100	300 ft.	46 lbs.
A9350-04080-04S	1/4	6.5	.457	11.6	1/2	12.7	.740	18.8	250	100	400 ft.	61 lbs.

**Note:** Individual components of Series A9350 Dual Line Spray Hose are available on special order as **Series A1710S**.

**† Note:** Working Pressure decreases as temperature increases. Pressure ratings can only be obtained with proper coupling procedures.

BECAUSE WE CONTINUALLY EXAMINE WAYS TO IMPROVE OUR PRODUCTS, WE RESERVE THE RIGHT TO ALTER SPECIFICATIONS WITHOUT PRIOR NOTICE.



**220 Series — Linear low density food grade polyethylene tubing**

**221 Series — Linear low density industrial grade polyethylene tubing**

**Construction:**

**220 Series**

- Linear low density polyethylene tubing natural color - food grade

**Features:**

- Economical and lightweight
- LLDPE resin provides excellent environmental stress crack resistance
- Natural color
- Excellent resistance to solvents
- Chemically inert

**Applications:**

- Transfer of air and liquids in industrial applications
- Water lines
- Water softener lines
- Pneumatic logic control lines
- Vending equipment

**221 Series**

- Linear low density polyethylene tubing - black color

**Features:**

- Economical and lightweight
- LLDPE resin provides excellent environmental stress crack resistance
- Resistant to sunlight and other forms of ultra-violet radiation
- Chemically inert
- Excellent resistance to solvents

**Applications:**

- Transfer of air and liquids in industrial applications
- Humidifier fill lines
- For outdoor uses where exposure to sunlight occurs
- Air conditioning drain lines
- Instrument air lines

**The following colors are available on special order:**  
2231-Yellow 2232-Orange 2234-Red 2236-Blue 2237-Green

**Service Temperature Range:** - 50°F (- 45°C) to + 140°F (+ 60°C)

**220 Series — LLDPE polyethylene tubing – food grade – natural color**

Series No.	Size Code	Nominal OD		Nominal ID		Nominal Wall		Max. Working† Pressure (PSI)		Standard Length		Approx. Wt. per Pkg.
		(In)	(mm)	(In)	(mm)	(In)	(mm)	@ 70°F (20°C)	@ 122°F (50°C)	Spool/Coil	Pkg.	
220	0440x2K	1/4	6.4	.170	4.3	.040	1.0	140	60	2000 ft.	Spool	22 lbs.
220	0440x500	1/4	6.4	.170	4.3	.040	1.0	140	60	500 ft.	Spool	6 lbs.
220	0440x100	1/4	6.4	.170	4.3	.040	1.0	140	60	100 ft.	Coil	1 lbs.
220	0462x2K	1/4	6.4	.125	3.1	.062	1.6	150	75	2000 ft.	Spool	30 lbs.
220	0562x15C	5/16	7.9	.188	4.8	.062	1.6	150	75	1500 ft.	Spool	30 lbs.
220	0662x1K	3/8	9.5	.250	6.4	.062	1.6	125	50	1000 ft.	Spool	25 lbs.
220	0662x500	3/8	9.5	.250	6.4	.062	1.6	125	50	500 ft.	Spool	13 lbs.
220	0662x100	3/8	9.5	.250	6.4	.062	1.6	125	50	100 ft.	Coil	3 lbs.
220	0862x500	1/2	12.7	.375	9.5	.062	1.6	100	35	500 ft.	Spool	18 lbs.
220	1062x500	5/8	15.9	.500	12.7	.062	1.6	75	25	500 ft.	Coil	23 lbs.

**221 Series — LLDPE polyethylene tubing – industrial grade – black color**

221	0440x2K	1/4	6.4	.170	4.3	.040	1.0	140	60	2000 ft.	Spool	22 lbs.
221	0462x2K	1/4	6.4	.125	3.1	.062	1.6	150	75	2000 ft.	Spool	30 lbs.
221	0562x15C	5/16	7.9	.188	4.8	.062	1.6	150	75	1500 ft.	Spool	30 lbs.
221	0662x1K	3/8	9.5	.250	6.4	.062	1.6	125	50	1000 ft.	Spool	25 lbs.
221	0862x500	1/2	12.7	.375	9.5	.062	1.6	100	35	500 ft.	Spool	18 lbs.
221	1062x500	5/8	15.9	.500	12.7	.062	1.6	75	25	500 ft.	Coil	23 lbs.

† **Note:** Working Pressure decreases as temperature increases. Pressure ratings can only be obtained with proper coupling procedures.

**BECAUSE WE CONTINUALLY EXAMINE WAYS TO IMPROVE OUR PRODUCTS, WE RESERVE THE RIGHT TO ALTER SPECIFICATIONS WITHOUT PRIOR NOTICE.**



## Considerations for Selecting and Using Spray Hose

One of the most demanding hose applications is chemical spray, as seen in lawn care and pest control. The hose is subject to both internal and external stress. Internal hose stress results from the high pressures used and the aggressive nature of the chemicals. External stress is applied to the hose by pulling and dragging the hose, as well as exposure to the freshly applied chemicals.

Several Kuri Tec® hoses are offered for use in chemical spray applications and, in order to obtain optimum performance and service life, it is essential that the proper hose be selected and that proper care be taken in handling the hose.

### What type of chemical is being conveyed?

In general, lawn care and pest control chemicals fall into two classifications, based on the physical form of the substance: wettable powders (WP) and emulsifiable liquid concentrates (EC).

Wettable powders are supplied in dry powder or granular form and are dissolved in water to create a sprayable solution. The substances are generally stable when in solution and will not “settle out” when allowed to stand. All of our pest control, lawn, and tree chemical spray hoses will handle most of these wettable concentrates in aqueous solutions at normal suggested concentrations.

Emulsifiable concentrates are supplied in a liquid form in which the herbicide or pesticide is dissolved in a carrier that is itself a solvent or oil-based substance. When mixed with water, these substances become “emulsions” in which the chemicals are not truly dissolved in the water. When allowed to stand, the chemicals will separate from the water, generally floating to the top. The emulsified carriers themselves have an effect on the hose’s core tube and, in combination with the other chemicals being used, can have a significant effect on the hose material when they separate and form a more concentrated phase.

For emulsifiable concentrate chemicals, we suggest the use of Kuri Tec hoses using PVC/Polyurethane blend compounds in the core tube, such as Series A1628, A1661 and A1687. “All PVC” spray hoses such as Series

K4131 and K1251 are not suggested for use with these chemicals, because of the possibility of phase separation in the mixture.

Regardless of the type of hose used with the emulsifiable concentrate chemicals, it is recommended that the hose be drained if it is going to stand for an extended period of time, since even on a reel the chemicals may separate out of the water emulsion and collect in concentrated bands at the top of the reel.

NOTE: All Kuri Tec hose suggestions are for aqueous solutions or emulsions of the chemical herbicide, pesticide or fertilizer in the suggested concentrations. For transfer of an emulsifiable concentrate in its pure form, a premium chemical spray hose such as Series A4086, with its polyethylene liner, is suggested.

### At what working pressure and operating temperature will the hose be used?

All hoses, but particularly thermoplastic hoses, are affected by temperature. As the operating temperature rises, the material will soften slightly and the working and burst pressures will be reduced. It is not unusual for the hose temperature in a lawn spraying application to rise to 120° F. in summer. The individual pressure rating tables should be consulted to determine the maximum working pressure at 122° F. In general, one can expect a reduction of 40% to 60% in the working pressure rating at 120° F., when compared to the working pressures for the same hose at 70° F. This factor must be considered when selecting the proper hose.

### What type of fittings should be used?

As explained in the Fitting Compatibility Guide, a double-barbed fitting held in place with two band clamps appears to be the best choice for Kuri Tec spray hoses. In addition, the use of spring guards is highly recommended in order to prevent kinking of the hose at the fittings. Properly crimped ferrules over multi-barbed fittings are also suitable, provided a gap is provided at the end of the ferrule to avoid “wicking” of the fluid along the yarn.

## Summary of Suggested Spray Hose Applications

Series	Description					Suitability		
	Core Materials	Jacket Properties				Working Pressure (PSI @ 70°F)	Wettable Powders	Emulsifiable Liquids
		Material	Color	Surface	Perforations			
K3150	PVC	PVC	Clear	Smooth	No	250	Yes	No
K4131	PVC	PVC	Yellow	Ribbed	Yes	600	Yes	No
A1251 (i)	PVC	PVC	Yellow	Ribbed	Yes	600	Yes	No
A1628	PVC/TPU	PVC	Grey	Ribbed	Yes	300	Yes	Yes
A1661 (i)	PVC/TPU	PVC	Yellow	Ribbed	Yes	600	Yes	Yes
A1687 (i)	PVC/TPU	PVC	Green	Ribbed	Yes	800	Yes	Yes
A4086 (i)	LLDPE	TPE	Blue	Smooth	Yes	800	Yes	Yes (ii)
A1710S	LLDPE	EVA	Translucent	Smooth	No	250	Yes	Yes (ii)
K4350	EVA	EVA	Translucent	Smooth	No	150 - 250	Yes	Yes (ii)

NOTE : (i) Two-pass reinforcement provides improved kink resistance and pressure performance.

(ii) Suitable for transfer of emulsifiable concentrate in undiluted form.

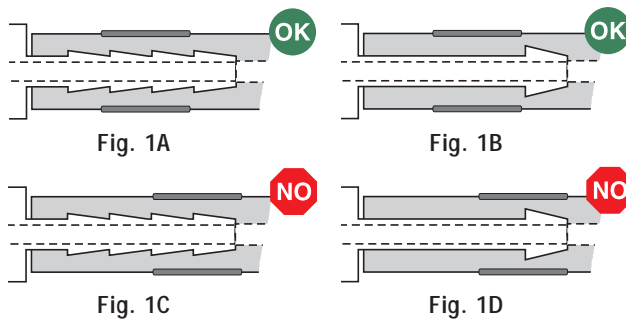
BECAUSE WE CONTINUALLY EXAMINE WAYS TO IMPROVE OUR PRODUCTS, WE RESERVE THE RIGHT TO ALTER SPECIFICATIONS WITHOUT PRIOR NOTICE.

## Fitting Suggestions for Kuri Tec® Hose & Tubing

It is extremely important that the fitting and hose or tubing be properly matched in size and type. The insert should always be slightly larger than the tubing to create a slight expansion of the tube and provide a good consistent seal. If a clamp or ferrule is used to compress the hose, caution must be used to prevent over-crimping the ferrule or over-tightening the clamp. More pressure does not necessarily improve fitting retention.

We do not recommend the use of reusable fittings unless the hose and fitting have been specifically designed to be compatible and have been thoroughly tested in combination prior to use.

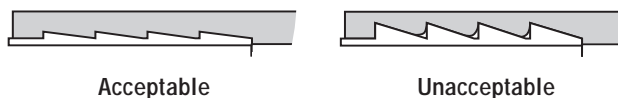
### Clamps over barbed fittings



In the illustrations above, the clamps are properly positioned in Figure 1A and 1B, directly over the middle barbs and behind the first barb. This is extremely important in the case of single-barb fittings, as shown in Figure 1B, since the barb is generally much larger than the shank of the fitting. The compressed material cannot pass over the barb when under tension, thus securely holding the fitting to the hose.

In Figures 1C and 1D, the clamp has been improperly positioned too close to the end of the fitting. In Figure 1C, only the barb nearest the end of the fitting is effective in maintaining fitting retention. The first two barbs serve no purpose whatsoever in providing fitting retention or leak resistance. In Fig. 1D, the situation is even worse, since the clamp can very easily cut the core tube over the enlarged barb, leading to leakage and subsequent cover blisters or bursts.

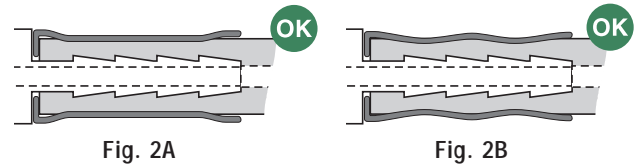
When choosing multi-barb fittings for use with Kuri Tec hose, as in Fig. 1A and 1C, it is important that the barbs not be too deep. The core tubes in Kuri Tec hoses are generally somewhat harder than conventional rubber tubes and therefore the material cannot flow into the deep barb, as it would with a soft rubber compound.



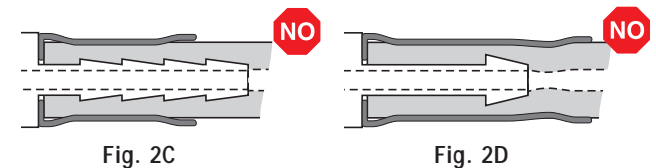
### Ferrules crimped over barbed fittings

When properly crimped, a metal ferrule over a multi-barbed fitting can provide excellent fitting retention and leak resistance. However, excessive crimping pressure can damage the core tube, leading to hose failure. Extreme care must also be taken to control the crimping

diameter for hydraulic fittings. For this reason, as a general rule we do not recommend the use of one-piece crimped hydraulic fittings with Kuri Tec hoses.



In figures 2A and 2B above, two styles of crimping die have been used successfully. The ferrules and fittings are properly matched in length.

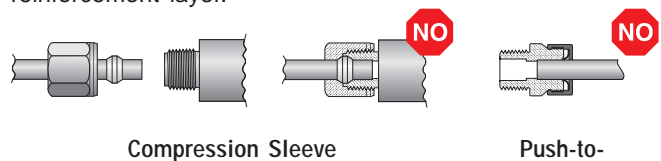


In Fig. 2C, the ferrule is much shorter than the barbed insert. Without the protection of the ferrule, repeated harsh flexing of the hose at the fitting can damage the tube. In addition, the short ferrule does not take full advantage of the sealing or retention properties of the barbed insert.

In figure 2D, there are two potential problems: 1) The excessively-long ferrule can reduce the inside diameter of the hose just beyond the fitting; and 2) a single-barb fitting is not the ideal insert for a crimped ferrule. Because of the increased depth of the single barb, the tube can be cut by the force of the crimping before sufficient compression is exerted on the shank of the fitting.

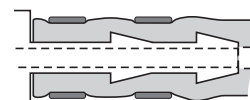
### Compression Fittings

Compression fittings depend solely on contact with the outer surface of the tubing to provide sealing and holding power. There is no seal on the inner surface of the tubing. With the exception of 220/221 Series LLDPE tubing, we do not recommend the use of compression fittings with Kuri Tec hose and tubing. To work properly, the material must be hard and smooth and there must be no yarn reinforcement layer.



### Fitting suggestions for Kuri Tec® spray hoses

In addition to the properly installed fittings shown in Fig. 1A, 1B, 2A and 2B above, we also suggest the use of a two-barb clamped fitting when high pressures are involved.



The double-barb fitting, held in place by two properly positioned clamps, provides excellent fitting retention and

leak resistance without risk of damage to the core tube or deterioration of the yarn reinforcement due to wicking.

## Hose failure near a fitting

A hose is most susceptible to failure near the fitting. The installation of the fitting involves some risk of damage to the core tube. There is also some possibility of slight leakage along a fitting and subsequent yarn wicking, particularly if a one-piece crimped fitting is used. The greatest amount of flexing often occurs near the fitting at either the supply or service end of the hose.

In the investigation of a hose failure near the fitting, it is essential that the fitting/hose interface be examined. In the field, if the failure or deterioration is isolated to the area near the fitting, it is best to cut off the end of the hose, reinstall a new fitting, and monitor the hose in service to see if the problem reoccurs.

If the problem involves a spray hose and fluid slowly leaking through the cover perforations near the fitting, the most likely cause is wicking along the reinforcing yarn from the end of the hose or from a cut or break in the

core tube. Such wicking can extend over several feet and a leak may be seen at a considerable distance from the source of the leak.

If a hose is being returned to the supplier for investigation of a failure, it is essential that the fitting . . . or at least the section of hose in contact with the fitting . . . be returned. Only by examining the inner surface of the tube that was in contact with the fitting can one determine with certainty if the problem began at the fitting.

## WARNING

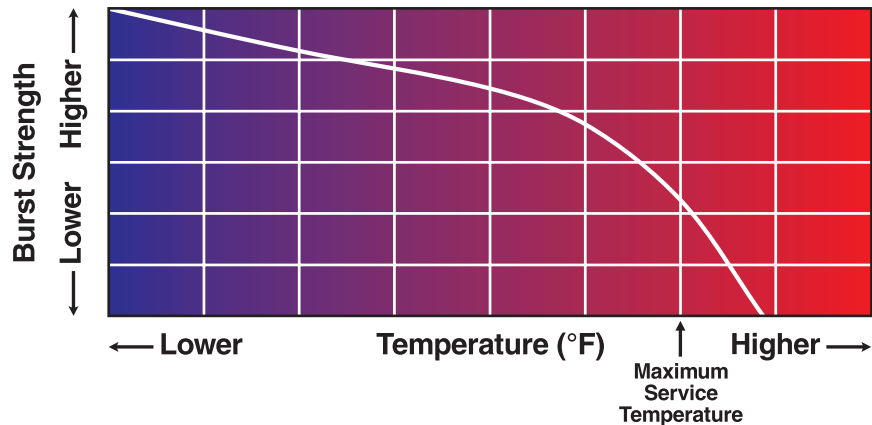
The above comments and fitting suggestions are intended for use as guidelines only. The information provided is based on tests which we believe to be reliable and on our past observations and experience. No warranty is expressed or implied, as applications and methods of fitting installation can vary widely. Before placing a hose in service, the user **must** determine the suitability of the fitting and hose/tube for his or her intended use. The user assumes all risk and liability resulting from the use of any Kuri Tec product with any fitting whatsoever.

## Temperature Dependence of Pressure Rating

As a general rule, the working pressure ratings for plastic reinforced hoses are based on room temperature conditions. The maximum allowable pressure for a hose decreases as the temperature increases and the material becomes softer and more elastic. Fitting retention decreases at higher temperatures as the compression on the material declines.

Working pressure ratings can be affected significantly by the type of fitting used, the method of attachment, and the temperature to which the hose assembly is exposed in service. Repeated intermittent periods of exposure to elevated temperatures can affect fitting retention and it is, therefore, very difficult to assign working pressure ratings at high temperatures. The graph below demonstrates the overall trend.

**Burst strength decreases as temperature increases**



## Working Pressure Ratings

Working pressure ratings are given in this catalog at 70°F and 122°F. Between 122°F and the maximum service temperature, it must be noted that a rapid decline in the pressure rating of the hose may occur, and all factors relating to the hose, fittings and service conditions must be taken into consideration.

No warranty is expressed or implied, as applications and methods of fitting installation may vary widely. Before placing a hose in service, the user **must** determine the suitability of the product under the correct working conditions, and assumes all risk and liability in connection therewith.

BECAUSE WE CONTINUALLY EXAMINE WAYS TO IMPROVE OUR PRODUCTS, WE RESERVE THE RIGHT TO ALTER SPECIFICATIONS WITHOUT PRIOR NOTICE.



## Chemical Resistance Guide

Many new materials have been developed to handle the wide range of modern chemicals being used in industry today. Many of these materials are now being used in the construction of Kuri Tec® hose and tubing products.

The following guide has been prepared to assist the user in the selection of the correct hose for the application. The recommendations are based on the best chemical data available at the time of printing. This guide will be continuously reviewed and new information added as it becomes available.

A material's resistance to the effects of a chemical depends not only upon the particular chemical, but also on other factors such as length of exposure, service temperature, pressure, fluid velocity, and the relative concentration of each component in multi-component mixtures. Therefore, no guarantee is expressed or implied.

The chemical resistance ratings for materials are based on pure material samples and may not take into account specific factors related to the material when used in a hose or tube. It is always advisable that the product be tested under actual conditions.

Additionally, the Chemical Resistance Guide which follows does not imply conformance to any food handling regulations or federal or state/provincial laws governing hose and tubing applications.

Before using any Kuri Tec hose/tubing product with any chemical substance the user must determine the suitability of the product for his/her intended use. The user assumes all risk and liability for the use of any Kuri Tec product with any chemical or other substance.

### Key to Chemical Resistance Guide Ratings

- E = Excellent — Little or no effect due to exposure to the chemical.
- G = Good — Satisfactory service expected, but some deterioration may occur after lengthy exposure or under extreme conditions.
- L = Limited — Variable resistance depending upon the conditions of use (e.g. nature of the chemical, its concentration, service temperature, pressure, etc.).
- U = Unsuitable — Not resistant. Not recommended for use under any conditions.
- C = Cautionary — Although the chemical resistance of the material may be good, special factors exist that must be considered in hose applications, such as regulatory issues, permeation of vapors, and safety, health or environmental concerns.

**Key: E=Excellent G=Good L=Limited U=Unsatisfactory C=Cautionary**

Material Handled	PVC		PVC/PU Blend		Rubber Blend		LLDPE		EVA		TPU	
	Temperature (°F)											
	70	150	70	125	70	150	70	150	70	150	70	150
Acetaldehyde	U	U	U	U	L	U	G	L	G	U	U	U
Acetate Solvents - Pure	U	U	U	U	G	L	E	G	L	U	U	U
Acetic Acid - Glacial	L	U	L	U	U	U	L	U	U	U	U	U
Acetic Acid 0-10%	E	G	G	G	E	G	E	G	E	E	U	U
Acetic Acid 10-20%	G	L	G	G	G	L	E	G	E	G	U	U
Acetic Acid 20-30 Pct	G	L	G	L	G	L	E	G	E	L	U	U
Acetic Acid 30-60%	G	L	G	L	L	L	G	L	L	U	U	U
Acetic Acid 80%	L	L	L	L	U	U	U	U	L	U	U	U
Acetic Acid Vapors	G	G	G	G	G	L	G	L	G	L	U	U
Acetic Anhydride	U	U	U	U	U	U	U	U	L	L	U	U
Acetone	U	U	U	U	L	U	E	G	L	U	L	U
Acetylene	C	C	C	C	U	U	U	U	U	U	C	C
Acrylonitrile	L	U	L	U	-	-	-	-	-	-	-	-
Adipic Acid	G	L	G	L	G	L	E	G	E	G	U	U
Alcohol (See Type)	-	-	-	-	-	-	-	-	-	-	-	-
Allyl Alcohol 96%	U	U	U	U	E	G	E	G	E	G	U	U
Allyl Chloride	U	U	U	U	G	L	G	L	L	U	U	U
Alum	E	E	E	E	E	E	E	E	E	G	E	E
Aluminum Chloride	E	E	E	E	G	G	G	G	G	C	G	G
Aluminum Fluoride	G	G	G	G	G	G	G	G	L	G	L	
Aluminum Hydroxide	E	E	E	E	G	G	G	G	G	G	L	
Aluminum Nitrate	E	E	E	E	E	E	E	E	E	-	L	L
Aluminum Oxychloride	E	E	E	E	G	G	G	G	G	-	-	-
Aluminum Sulfate	E	E	E	E	E	E	E	E	E	G	G	
Ammonia - Aqueous	L	U	L	U	G	G	E	G	E	-	U	U
Ammonia - Dry Gas	L	U	L	U	E	E	E	G	E	-	U	U
Ammonia - Liquid	U	U	U	U	G	L	E	L	E	U	U	U
Ammonium Carbonate	E	E	E	E	E	E	E	E	E	-	E	E
Ammonium Chloride	E	E	E	E	E	E	E	E	E	-	G	L
Ammonium Fluoride 25%	U	U	U	U	G	G	G	G	G	-	L	U
Ammonium Hydroxide 28%	L	U	L	U	G	G	E	E	E	E	L	U
Ammonium Metaphosphate	E	E	E	E	G	G	G	G	E	E	G	G
Ammonium Nitrate	E	E	E	E	E	E	E	E	E	-	G	G
Ammonium Persulfate	E	E	E	E	E	E	E	E	E	-	G	G
Ammonium Phosphate	G	G	G	G	G	G	E	G	E	-	G	G
Ammonium Phosphate - Neutral	E	E	E	E	G	G	E	G	E	-	G	G
Ammonium Sulfate	E	E	E	E	E	E	E	E	E	-	E	E
Ammonium Sulfide	E	E	E	E	E	E	E	E	E	-	E	E
Ammonium Thiocyanate	E	E	E	E	E	E	E	E	E	-	G	G
Amyl Acetate	U	U	U	U	U	U	L	U	U	-	U	U
Amyl Alcohol	L	U	L	U	G	L	G	L	G	L	U	U
Amyl Chloride	U	U	U	U	U	U	U	U	U	-	-	-
Aniline	U	U	U	U	U	U	U	U	U	U	U	U
Aniline Chlorohydrate	U	U	U	U	U	U	U	U	U	U	U	U
Aniline Hydrochloride	U	U	U	U	U	U	U	U	U	U	U	U
Animal Oils	L	U	L	U	U	U	L	U	L	U	G	L
Anthraquinone	E	E	E	E	E	E	E	E	E	-	U	U
Anthraquinonesulfonic Acid	E	E	E	E	E	E	E	E	E	-	U	U
Antimony Trichloride	E	E	E	E	E	E	E	E	E	-	E	E
Apple (Sauce or Juice)	E	E	-	-	-	-	E	E	-	-	-	-
Aqua Regia	L	U	L	U	U	U	U	U	U	U	U	U
Aromatic Hydrocarbons	U	U	-	-	-	-	-	-	-	-	-	-
Arsenic Acid 80%	E	G	E	G	E	G	E	G	G	-	U	U

Material Handled	PVC		PVC/PU Blend		Rubber Blend		LLDPE		EVA		TPU		
	Temperature (°F)												
	70	150	70	125	70	150	70	150	70	150	70	150	
Arylsulfonic Acid	L	U	L	U	-	-	-	-	-	-	-	U	U
Asphalt	L	U	L	U	L	U	L	U	U	U	G	L	
ASTM #1 Oil	L	U	L	U	-	-	-	-	-	-	-	G	G
ASTM #3 Oil	L	U	L	U	-	-	-	-	-	-	-	G	G
ASTM Fuel A	L	U	L	U	-	-	-	-	-	-	-	G	G
ASTM Fuel B	U	U	U	U	-	-	-	-	-	-	-	G	L
ASTM Fuel C	U	U	U	U	-	-	-	-	-	-	-	G	L
Barium Carbonate	E	E	E	E	E	E	E	E	E	E	-	E	E
Barium Chloride	E	E	E	E	E	E	E	E	E	E	-	E	E
Barium Hydroxide	E	E	E	E	E	E	E	E	E	E	-	G	L
Barium Sulfate	E	E	E	E	E	E	E	E	E	E	-	E	E
Barium Sulfide	E	E	E	E	E	E	E	E	E	E	-	E	E
Beer	E	L	-	-	-	-	E	L	-	-	-	-	-
Beet-Sugar Liquor	E	E	-	-	E	E	E	E	E	E	-	-	-
Benzaldehyde	U	U	U	U	U	U	E	G	L	U	U	U	
Benzene	U	U	L	U	U	U	E	L	U	U	L	U	
Benzoic Acid	G	L	G	L	G	G	G	G	G	G	-	U	U
Benzol	U	U	L	U	U	U	U	U	U	U	L	U	
Bismuth Carbonate	E	E	E	E	E	E	E	E	E	E	-	E	E
Black Liquor (Paper industry)	E	E	E	E	E	E	E	E	E	E	-	-	-
Bleach - 12.5% Active CL	G	L	G	L	G	L	G	L	G	-	L	U	
Borax	E	E	E	E	E	E	E	E	E	E	-	E	E
Boric Acid	E	E	E	E	E	E	E	E	E	E	-	G	U
Boron Trifluoride	E	E	E	E	E	E	E	E	E	E	-	E	E
Brake Fluid	U	U	U	U	-	-	-	-	-	-	-	U	U
Brine	E	E	E	E	E	E	E	E	E	E	-	G	U
Bromic Acid	E	L	E	L	G	G	G	G	G	-	U	U	
Bromine - Liquid	U	U	U	U	U	U	U	U	U	U	U	U	U
Bromine - Water	U	U	U	U	U	U	U	U	U	U	U	U	U
Butadiene	L	U	L	L	U	U	U	U	U	U	-	-	-
Butane	C	C	C	C	U	U	U	U	U	U	C	C	
Butanol - Primary	U	U	U	E	G	E	G	G	-	L	U	U	
Butanol - Secondary	U	U	U	U	E	G	E	G	G	-	L	U	
Butter	L	L	-	-	-	-	L	L	-	-	-	-	-
Butyl Acetate	U	U	L	U	U	U	U	U	U	U	L	U	
Butyl Alcohol	L	U	L	L	E	G	E	G	E	-	L	U	
Butyl Cellosolve	U	U	U	U	G	L	E	G	-	-	-	-	-
Butyl Phenol	L	U	L	U	U	U	U	U	U	-	-	-	-
Butylene	C	C	C	C	U	U	U	U	-	-	C	C	
Butyric Acid 20%	L	U	L	U	U	U	U	U	U	U	L	U	
Calcium Bisulfite	E	E	E	E	E	E	E	E	E	-	E	E	
Calcium Carbonate	E	E	E	E	E	E	E	E	E	-	E	E	
Calcium Chlorate	E	E	E	E	E	E	E	E	E	-	G	L	
Calcium Chloride	E	E	E	E	E	E	E	E	E	-	E	G	
Calcium Hydroxide	E	E	E	E	E	E	E	E	E	-	G	L	
Calcium Hypochlorite	E	E	E	E	E	E	G	E	G	-	U	U	
Calcium Nitrate	E	E	E	E	E	E	E	E	E	-	E	E	
Calcium Sulfate	E	E	E	E	E	E	E	E	E	-	E	E	
Cane Sugar Liquors	E	E	-	-	G	G	G	G	G	-	-	-	-
Carbon Bisulfide	U	U	U	U	U	U	U	U	U	U	-	-	-
Carbon Dioxide (Aqueous Solution)	E	E	E	E	E	E	E	E	E	-	E	E	
Carbon Dioxide Gas (Wet)	E	E	E	E	E	E	E	E	E	-	E	E	
Carbon Monoxide	E	E	E	E	G	G	G	G	G	-	E	E	

BECAUSE WE CONTINUALLY EXAMINE WAYS TO IMPROVE OUR PRODUCTS, WE RESERVE THE RIGHT TO ALTER SPECIFICATIONS WITHOUT PRIOR NOTICE.

**Key: E=Excellent G=Good L=Limited U=Unsatisfactory C=Cautionary**

Material Handled	PVC		PVC/PU Blend		Rubber Blend		LLDPE		EVA		TPU	
	Temperature (°F)											
	70	150	70	125	70	150	70	150	70	150	70	150
Carbon Tetrachloride	U	U	L	U	U	U	L	U	U	U	L	U
Carbonic Acid	L	U	G	G	G	G	G	G	G	U	U	
Casein	E	L	E	E	E	E	E	E	E	-	E	E
Castor Oil	E	E	E	E	U	U	L	U	L	U	E	E
Catsup	E	G	-	-	-	-	-	-	-	-	-	-
Caustic Potash	E	E	E	E	L	L	L	L	L	-	L	U
Caustic Soda	E	E	E	E	G	L	L	L	G	-	L	U
Cellosolve	L	U	G	L	G	L	G	L	L	U	G	L
Chloracetic Acid	E	U	E	U	U	U	G	L	U	U	U	U
Chloral Hydrate	E	E	E	E	U	U	U	U	L	U	G	L
Chloric Acid 20%	E	E	E	E	-	-	-	-	-	-	U	U
Chlorinated Hydrocarbons	U	U	U	U	U	U	U	U	U	U	U	U
Chlorine Gas (Dry)	G	G	G	G	U	U	U	U	U	U	U	U
Chlorine Gas (Moist)	L	U	L	L	U	U	U	U	U	U	U	U
Chlorine Water 2%	G	L	G	L	L	U	G	L	G	L	L	U
Chlorine Water Saturated	L	U	L	U	-	-	E	G	E	L	-	-
Chlorobenzene	U	U	U	U	U	U	U	U	U	U	U	U
Chloroform	U	U	U	U	U	L	U	U	U	U	U	U
Chlorsulfonic Acid	L	U	L	U	U	U	U	U	U	U	U	U
Chrome Alum	E	E	E	E	G	G	E	G	E	G	E	E
Chromic Acid 10%	G	L	G	L	G	L	G	L	G	-	U	U
Chromic Acid 25%	G	L	G	L	G	L	G	L	G	-	U	U
Chromic Acid 30%	L	U	L	U	L	U	L	U	L	U	U	U
Chromic Acid 40%	L	U	L	U	L	U	L	U	L	U	U	U
Chromic Acid 50%	L	U	L	U	L	U	L	U	L	U	U	U
Chromic Acid Plating Solution	-	-	-	-	-	-	-	-	E	E	U	U
Cider	E	L	-	-	-	-	E	G	E	L	-	-
Citric Acid	E	E	E	E	E	E	E	E	E	E	U	U
Coal Tar	U	U	U	U	U	U	U	U	U	U	U	U
Coconut Oil	G	L	E	G	G	L	G	L	L	U	E	E
Copper Chloride	E	E	E	E	E	E	E	E	E	-	E	E
Copper Cyanide	E	E	E	E	E	E	E	E	E	-	-	-
Copper Fluoride 2%	E	E	E	E	E	E	E	E	E	-	E	E
Copper Nitrate	E	G	E	E	E	G	E	G	E	-	E	E
Copper Sulfate	E	G	E	E	E	E	E	E	E	-	E	E
Corn Oils	E	G	-	-	-	-	L	U	-	-	-	-
Cottonseed Oil	G	L	E	E	E	G	E	G	E	-	E	E
Creosote	U	U	U	U	U	U	U	U	U	U	-	-
Cresol	U	U	-	-	U	U	U	U	U	L	U	
Cresylic Acid 50%	U	U	L	L	U	U	U	U	U	U	U	U
Crude Oil - Sour	L	U	L	U	U	U	U	U	U	U	E	E
Crude Oil - Sweet	L	U	L	U	U	U	U	U	U	U	E	E
Cyclohexane	U	U	U	U	L	U	G	G	L	U	G	L
Cyclohexanol	U	U	U	U	L	U	G	L	E	L	L	U
Cyclohexanone	U	U	U	U	U	G	L	E	L	U	U	
Deminerlized Water	E	E	E	E	E	E	E	E	E	E	L	
Dextrin	E	E	E	E	E	E	E	E	E	-	E	E
Dextrose	E	G	-	-	E	E	E	E	E	-	E	E
Di-acetone Alcohol	-	-	-	-	-	-	E	G	-	-	-	-
Diazo Salts	E	E	E	E	E	G	E	G	E	-	-	-
Dichlorobenzene	U	U	U	U	-	-	L	U	U	U	-	-
Diesel Oils	L	U	L	U	-	-	-	-	-	G	L	
Diethyl Ether	U	U	U	U	-	-	G	L	U	U	G	L

Material Handled	PVC		PVC/PU Blend		Rubber Blend		LLDPE		EVA		TPU	
	Temperature (°F)											
	70	150	70	125	70	150	70	150	70	150	70	150
Diethylene Glycol	G	L	G	L	E	L	E	G	G	L	U	U
Diglycolic Acid	E	G	E	E	E	G	E	G	E	-	-	-
Di-isodecyl Phthalate	U	U	-	-	-	-	-	-	-	-	-	-
Dimethylamine	U	U	U	U	U	U	U	U	U	U	U	U
Diocetyl Phthalate	U	U	U	U	-	-	G	L	G	U	-	-
Disodium Phosphate	E	E	E	E	E	E	E	E	E	-	E	E
Distilled Water	E	E	E	E	E	E	E	E	E	E	E	L
Ethers	U	U	L	U	U	U	G	L	U	U	G	L
Ethyl Acetate	U	U	L	U	L	U	E	G	L	U	L	U
Ethyl Acrylate	U	U	U	U	-	-	-	-	-	-	-	-
Ethyl Alcohol 0-50%	G	L	E	G	G	L	E	E	G	L	G	L
Ethyl Alcohol 50-98%	L	U	G	L	L	U	E	G	L	U	E	G
Ethyl Chloride	U	U	U	U	U	U	U	U	U	U	U	U
Ethyl Ether	U	U	U	U	U	U	U	U	U	U	G	L
Ethylene Bromide	E	U	U	U	U	U	U	U	U	U	U	U
Ethylene Dichloride	U	U	U	U	U	U	U	U	U	U	U	U
Ethylene Glycol	E	E	E	E	E	G	E	G	E	G	G	L
Ethylene Oxide	U	U	U	U	U	U	U	U	U	U	U	U
Fatty Acids	E	E	E	E	G	L	G	L	L	U	G	L
Ferric Chloride	E	E	E	E	E	E	E	E	E	-	E	E
Ferric Nitrate	E	E	E	E	E	E	E	E	E	-	E	E
Ferric Sulfate	E	E	E	E	E	E	E	E	E	-	E	E
Ferrous Chloride	E	E	E	E	E	E	E	E	E	-	E	E
Ferrous Sulfate	E	E	E	E	E	E	E	E	E	-	E	E
Fish Solubles	E	E	E	U	E	E	E	E	E	-	E	G
Fluorine Gas - Dry	U	U	U	U	U	U	U	U	U	U	U	U
Fluorine Gas - Wet	U	U	U	U	U	U	U	U	U	U	U	U
Fluoroboric Acid	E	E	E	E	E	E	E	G	E	-	E	E
Fluorosilicic Acid	E	E	E	E	G	L	G	L	G	-	U	U
Foric Acid	E	L	E	L	E	G	E	G	E	E	U	U
Formaldehyde (40% Aqueous)	U	U	G	G	G	L	G	L	E	G	-	-
Formic Acid 3%	-	-	-	-	-	-	-	-	-	E	E	-
Formic Acid 10%	-	-	-	-	-	-	-	-	-	E	E	-
Formic Acid 25%	-	-	-	-	-	-	-	-	-	E	E	-
Formic Acid 50%	-	-	-	-	-	-	-	-	-	E	E	-
Formic Acid 100%	-	-	-	-	-	-	-	-	-	U	U	-
Freon-12	L	U	G	L	G	L	G	L	G	-	E	E
Fructose	E	E	-	-	E	E	E	E	E	-	E	E
Fruit Pulps and Juices	E	E	-	-	E	E	E	E	E	-	E	E
Fuel Oil	G	L	G	L	U	U	G	U	U	U	E	G
Furfural	U	U	U	U	U	U	U	U	U	U	U	U
Furfuryl Alcohol	-	-	-	-	-	-	-	-	-	U	U	-
Gallic Acid	E	E	E	E	E	E	E	E	E	-	-	-
Gas - Coke Oven	G	G	G	G	-	-	-	-	-	-	G	G
Gas - Natural (Dry)	C	C	C	C	U	U	U	U	U	U	C	C
Gas - Natural (Wet)	C	C	C	C	U	U	U	U	U	U	C	C
Gasoline	U	U	U	U	U	G	L	-	-	E	G	
Gasoline - Refined	L	U	G	U	L	U	L	U	U	U	E	G
Gasoline - Sour	L	U	G	U	U	U	U	U	U	U	E	G
Gelatine	E	E	E	E	E	E	E	E	E	-	E	E
Glucose	E	E	E	E	E	E	E	E	E	-	E	E
Glycerine (Glycerol)	E	E	E	E	E	E	E	E	E	-	E	E
Glycol	E	E	E	E	E	E	E	E	E	-	G	G

BECAUSE WE CONTINUALLY EXAMINE WAYS TO IMPROVE OUR PRODUCTS, WE RESERVE THE RIGHT TO ALTER SPECIFICATIONS WITHOUT PRIOR NOTICE.



**Key: E=Excellent G=Good L=Limited U=Unsatisfactory C=Cautionary**

Material Handled	PVC		PVC/PU Blend		Rubber Blend		LLDPE		EVA		TPU	
	Temperature (°F)											
	70	150	70	125	70	150	70	150	70	150	70	150
Glycolic Acid 30%	E	E	E	E	E	E	E	E	E	-	U	U
Grease	E	L	E	G	-	-	-	-	-	-	E	G
Green Liquor (Paper industry)	E	E	E	E	E	E	E	E	E	-	-	-
Heptane	L	U	G	U	U	U	U	U	U	E	-	-
Hexadecanol	-	-	-	-	-	-	-	U	U	U	-	-
Hexane	L	U	L	U	G	L	E	E	-	-	-	-
Hexanol, Tertiary	L	U	L	U	G	L	G	L	L	U	G	-
Hydrobromic Acid 20%	E	G	E	G	G	G	G	G	G	-	U	U
Hydrochloric Acid 10%	E	G	E	G	E	E	E	E	E	E	U	U
Hydrochloric Acid 48%	E	G	E	G	E	G	E	G	G	-	U	U
Hydrofluoric Acid 4%	G	G	G	G	G	G	G	G	E	E	U	U
Hydrofluoric Acid 10%	G	L	G	L	G	G	G	G	E	E	U	U
Hydrofluoric Acid 48%	G	U	G	L	G	L	G	L	E	E	U	U
Hydrofluoric Acid 60%	G	U	G	U	G	L	G	L	E	E	U	U
Hydrofluorosilic Acid	G	L	G	L	-	-	-	-	-	-	U	U
Hydrogen	C	C	C	C	C	C	C	C	C	C	C	C
Hydrogen Bromide (Dry)	-	-	-	-	-	-	-	-	E	E	-	-
Hydrogen Chloride (Dry)	-	-	-	-	-	-	-	-	E	E	-	-
Hydrogen Cyanide	C	C	C	C	C	C	C	C	C	C	U	U
Hydrogen Peroxide 3 -12%	E	G	E	G	G	L	G	L	G	L	G	L
Hydrogen Peroxide 30%	E	G	E	G	G	L	G	L	G	L	G	L
Hydrogen Peroxide 50%	E	L	E	L	L	U	L	U	U	U	L	U
Hydrogen Peroxide 90%	U	U	U	U	U	U	U	U	U	U	U	U
Hydrogen Phosphide	E	L	E	L	G	G	G	G	E	E	-	-
Hydrogen Sulfide (Aqueous Solution)	E	E	E	E	E	G	E	G	E	-	-	-
Hydrogen Sulfide - Dry	E	E	E	E	E	G	E	G	E	-	-	-
Hydrobromic Acid 20%	E	G	E	G	G	G	G	G	G	-	U	U
Hydroquinone	E	E	E	E	E	E	E	E	E	-	E	E
Hypochlorous Acid	E	E	E	E	E	G	E	G	L	U	L	U
Inks	-	-	-	-	-	-	E	E	E	E	-	-
Iodine (In Alcohol)	U	U	U	U	U	U	U	U	U	U	U	U
Iso-octane	L	U	L	U	-	-	-	-	-	-	-	-
Isopropyl Acetate	U	U	-	-	-	-	-	-	-	-	-	-
Isopropylalcohol	E	G	E	G	E	E	E	E	E	-	-	-
Jelly	E	E	-	-	-	-	-	-	-	-	-	-
Jet Fuels JP 3, 4, 5	U	U	U	U	U	U	-	-	-	-	G	L
Kerosene	U	U	L	U	U	U	L	U	U	U	E	G
Ketones	U	U	U	U	L	U	E	G	L	U	G	L
Kraft Liquor (Paper industry)	E	E	E	E	E	G	E	G	G	-	-	-
Lacquer Thinners	U	U	U	U	G	L	E	G	L	U	G	-
Lactic Acid 28%	E	E	E	E	E	E	E	E	E	-	L	U
Lard Oil	E	G	E	E	G	L	G	L	G	L	E	G
Lauric Acid	E	E	E	E	-	-	L	U	-	-	L	U
Lauryl Chloride	E	E	E	E	L	U	L	U	L	-	E	G
Lauryl Sulfate	E	E	E	E	U	U	U	U	U	U	-	-
Lead Acetate	E	E	E	E	E	E	E	E	E	-	E	E
Lead Arsenate	E	E	E	E	-	-	-	-	E	E	-	-
Lead Nitrate	E	E	E	E	-	-	-	-	E	E	-	-
Lead Tetra-ethyl	E	E	E	E	-	-	-	-	E	E	-	-
Lemon Juice	E	G	-	-	-	-	-	-	-	-	-	-
Lime Sulfur	E	E	E	E	G	G	G	G	G	-	-	-
Linoleic Acid	E	E	E	E	-	-	-	-	-	-	L	U

Material Handled	PVC		PVC/PU Blend		Rubber Blend		LLDPE		EVA		TPU	
	Temperature (°F)											
	70	150	70	125	70	150	70	150	70	150	70	150
Linseed Oil	E	E	E	E	U	U	L	U	L	U	E	E
Liquors (Chemical)	E	G	E	G	-	-	E	G	E	G	-	-
Lubricating Oils	G	L	G	G	U	U	U	U	U	U	E	E
Magnesium Carbonate	E	E	E	E	E	E	E	E	E	-	E	E
Magnesium Chloride	E	E	E	E	E	E	E	E	E	-	E	E
Magnesium Hydroxide	E	E	E	E	E	E	E	E	E	-	G	L
Magnesium Nitrate	E	E	E	E	E	E	E	E	E	-	E	E
Magnesium Sulfate	E	E	E	E	E	E	E	E	E	-	E	E
Maleic Acid 25% Aqueous	E	E	E	E	G	G	G	G	E	E	L	U
Maleic Acid 50%	-	-	-	-	-	-	E	E	E	E	-	-
Maleic Acid Concentrated	-	-	-	-	-	-	E	G	E	G	-	-
Malic Acid	E	E	E	E	G	G	G	G	G	-	L	U
Mayonnaise	E	E	-	-	-	-	-	-	-	-	-	-
Mercuric Chloride	G	L	G	G	G	G	G	G	G	G	G	L
Mercuric Cyanide	U	U	U	U	G	G	G	G	G	G	-	-
Mercurous Nitrate	G	G	G	G	G	G	G	G	G	-	G	G
Mercury	G	G	G	G	G	G	G	G	G	L	-	-
Methyl Acetate	U	U	U	U	-	-	-	-	-	U	-	-
Methyl Alcohol	L	U	L	U	G	G	E	G	E	-	L	U
Methyl Bromide	U	U	U	U	-	-	-	-	U	U	-	-
Methyl Chloride	U	U	U	U	U	U	U	U	U	U	U	U
Methyl Ethyl Ketone	U	U	U	U	L	U	E	G	L	U	L	U
Methyl Isobutyl Ketone	U	U	U	U	L	U	E	G	L	U	-	-
Methyl Sulfate	E	G	E	G	-	-	-	-	-	-	E	G
Methyl Sulfuric Acid	E	E	E	E	G	G	G	G	E	E	U	U
Methylated Spirit	-	-	-	-	-	-	-	-	E	G	-	-
Methylene Chloride	U	U	L	U	U	U	U	U	U	U	U	U
Milk	E	E	-	-	-	-	E	E	G	L	-	-
Mineral Oils	G	L	E	E	L	U	L	U	L	U	E	E
Mineral Spirits	-	-	-	-	-	-	E	G	-	-	-	-
Molasses	E	E	E	E	E	E	E	E	E	-	E	E
Monochlorobenzene	U	U	U	U	-	-	-	-	-	-	-	-
Naphtha	U	U	L	U	U	G	L	U	U	G	U	U
Napthalene	U	U	U	U	L	U	L	U	U	-	-	-
Nickel Acetate	E	E	E	E	E	E	E	E	E	-	E	E
Nickel Chloride	E	E	E	E	E	E	E	E	E	-	E	E
Nickel Nitrate	E	E	E	E	E	E	E	E	E	-	E	E
Nickel Sulphate	E	E	E	E	E	E	E	E	E	-	E	E
Nicotine	E	E	E	E	E	E	E	E	E	-	C	C
Nicotine Acid	E	G	E	E	E	E	E	E	E	-	C	C
Nitric Acid (Anhydrous)	U	U	U	U	U	U	U	U	U	U	U	U
Nitric Acid 10%	E	G	G	L	G	L	G	G	G	G	U	U
Nitric Acid 25%	G	L	G	L	G	L	G	G	G	L	U	U
Nitric Acid 35%	G	L	G	L	L	U	G	U	L	U	U	U
Nitric Acid 40%	G	L	G	L	L	U	L	U	L	U	U	U
Nitric Acid 50%	G	U	G	U	L	U	L	U	L	U	U	U
Nitric Acid 60%	G	U	G	U	U	U	L	U	U	U	U	U
Nitric Acid 68%	L	U	L	U	U	U	U	U	U	U	U	U
Nitric Acid 70%	U	U	U	U	U	U	U	U	U	U	U	U
Nitrobenzene	U	U	U	U	U	U	U	U	U	U	U	U
Nitrous Oxide	E	E	E	E	-	-	-	-	-	-	E	E
Oils and Fats	E	G	E	E	G	L	G	L	G	U	E	E
Oils, Petroleum	E	G	E	E	G	L	G	L	G	U	E	E
Oleic Acid	G	L	G	L	L	U	L	U	U	U	U	U

BECAUSE WE CONTINUALLY EXAMINE WAYS TO IMPROVE OUR PRODUCTS, WE RESERVE THE RIGHT TO ALTER SPECIFICATIONS WITHOUT PRIOR NOTICE.

**Key: E=Excellent G=Good L=Limited U=Unsatisfactory C=Cautionary**

Material Handled	PVC		PVC/PU Blend		Rubber Blend		LLDPE		EVA		TPU	
	Temperature (°F)											
	70	150	70	125	70	150	70	150	70	150	70	150
Oleum	U	U	U	U	U	U	U	U	U	U	U	U
Orange Juice	E	E	-	-	-	-	G	L	-	-	-	-
Oxalic Acid	E	G	E	G	G	G	E	G	G	G	U	U
Oxygen	E	G	E	G	G	-	G	L	G	L	E	E
Ozone	L	U	L	U	U	U	L	U	U	U	-	-
Palmitic Acid 10%	E	E	E	E	G	L	G	L	E	G	U	U
Palmitic Acid 70%	L	U	L	U	G	U	G	U	L	U	U	U
Paraffin	E	G	E	G	-	-	G	L	L	U	E	G
Pentane	L	U	L	U	-	-	E	G	-	-	-	-
Peracetic Acid 40%	U	U	U	U	-	-	-	-	-	-	U	U
Perchloroethylene	U	U	U	U	U	U	-	-	-	-	-	-
Perchloric Acid 10%	G	L	G	L	G	G	G	G	G	G	U	U
Perchloric Acid 70%	L	U	L	U	G	L	G	L	G	-	U	U
Petrol	U	U	U	U	U	U	-	-	U	U	-	-
Petroleum Ether	L	L	L	L	-	-	-	-	U	U	-	-
Phenol	U	U	U	U	U	U	U	U	U	U	U	U
Phenylhydrazine	U	U	U	U	L	U	L	U	-	-	-	-
Phenylhydrazine Hydrochloride	L	U	L	U	L	U	L	U	-	-	-	-
Phosgene (Gas)	C	C	C	C	-	-	-	-	C	U	-	-
Phosgene (Liquid)	U	U	-	-	-	-	-	-	-	-	-	-
Phosphoric Acid 0-25%	E	G	E	G	E	G	E	G	E	G	U	U
Phosphoric Acid 25-50%	E	G	E	G	E	G	E	G	E	G	U	U
Phosphoric Acid 50-90%	E	G	E	G	G	L	G	L	E	L	U	U
Phosphorus (Yellow)	G	L	G	L	L	L	L	L	U	U	-	-
Phosphorus Pentoxide	L	U	L	U	L	L	G	L	G	L	-	-
Phosphorus Trichloride	U	U	U	U	L	U	L	U	L	U	-	-
Photographic Developers	L	U	L	U	-	-	E	E	E	E	L	-
Photographic Emulsions	L	U	L	U	-	-	E	E	E	E	-	-
Photographic Fixers	L	U	L	U	-	-	E	E	E	E	-	-
Picric Acid	U	U	U	U	G	U	G	U	G	L	U	U
Pitch	G	L	G	L	-	-	E	G	-	-	-	-
Plating Solutions												
Brass	E	E	E	E	G	G	G	G	L	-	E	E
Cadmium	E	E	E	E	G	G	G	G	L	-	E	E
Chromium	G	G	G	G	U	U	U	U	U	U	G	G
Copper	E	E	E	E	G	G	G	G	L	-	E	E
Gold	E	E	E	E	G	G	G	G	L	-	E	E
Jodium	E	E	E	E	G	G	G	G	L	-	E	E
Lead	E	E	E	E	G	G	G	G	L	-	E	E
Nickel	E	E	E	E	G	G	G	G	L	-	E	E
Rhodium	E	E	E	E	G	G	G	G	L	-	E	E
Silver	E	E	E	E	G	G	G	G	L	-	E	E
Tin	E	E	E	E	G	G	G	G	L	-	E	E
Zinc	E	G	E	E	G	G	G	G	L	-	E	E
Potable Water	E	G	-	-	-	-	E	E	E	G	-	-
Potassium Acid Sulfate	E	E	E	E	E	G	E	G	G	-	E	E
Potassium Antimonate	E	E	E	E	E	E	E	E	E	-	E	E
Potassium Bicarbonate	E	E	E	E	E	E	E	E	E	-	E	E
Potassium Bichromate	E	E	E	E	E	E	E	E	E	-	E	E
Potassium Bisulfite	E	E	E	E	E	E	E	E	E	-	E	E
Potassium Bisulphate	G	L	-	-	-	-	E	E	E	-	-	-
Potassium Borate 1%	E	E	E	E	E	E	E	E	E	-	E	E
Potassium Bromate 10%	E	E	E	E	E	G	E	G	E	-	E	E

Material Handled	PVC		PVC/PU Blend		Rubber Blend		LLDPE		EVA		TPU	
	Temperature (°F)											
	70	150	70	125	70	150	70	150	70	150	70	150
Potassium Bromide	E	E	E	E	E	G	E	G	E	-	E	E
Potassium Carbonate	E	E	E	E	E	E	E	E	E	-	E	E
Potassium Chlorate	E	E	E	E	E	E	E	E	E	-	G	G
Potassium Chloride	E	E	E	E	E	E	E	E	E	-	E	G
Potassium Chromate 40%	E	E	E	E	E	E	E	E	E	-	G	G
Potassium Cuprocyanide	E	E	E	E	E	E	E	E	E	-	-	-
Potassium Cyanide	C	C	C	C	C	C	C	C	C	C	C	C
Potassium Dichromate 40%	E	E	E	E	E	E	E	E	E	-	G	G
Potassium Ferricyanide	E	E	E	E	E	E	E	E	E	-	E	E
Potassium Fluoride	E	E	E	E	E	E	E	E	E	-	E	G
Potassium Hydroxide 10%	E	E	E	E	E	E	E	E	E	-	L	U
Potassium Hydroxide 20%	E	E	E	E	E	E	E	E	E	-	U	U
Potassium Hydroxide 35%	E	E	E	E	G	L	E	G	G	-	U	U
Potassium Hydroxide Conc.	-	-	-	-	-	-	-	-	E	L	-	-
Potassium Hypochlorite	G	L	G	L	G	G	G	L	E	-	U	U
Potassium Nitrate	E	E	E	E	G	G	G	G	E	E	E	E
Potassium Perborate	E	E	E	E	G	L	G	L	E	E	E	E
Potassium Perchlorate	E	E	E	E	G	G	G	G	G	-	G	L
Potassium Permanganate 10%	G	G	E	E	E	E	E	E	U	U	G	L
Potassium Persulfate	E	E	E	E	E	E	E	E	E	-	E	E
Potassium Phosphate	-	-	-	-	-	-	-	-	E	E	-	-
Potassium Sulfate	E	E	E	E	E	E	E	E	E	-	E	E
Potassium Sulfide	E	E	E	E	E	E	E	E	E	-	E	E
Potassium Thiosulfate	E	E	E	E	E	E	E	E	E	-	E	E
Power Steering Fluid	E	L	E	L	-	-	-	-	-	-	E	E
Propane	C	C	C	C	U	U	U	U	U	U	C	C
Propargyl Alcohol	E	E	E	E	G	G	G	G	E	E	-	-
Propyl Alcohol	E	L	E	E	E	E	E	E	E	-	G	L
Propylene Dichloride	U	U	U	U	U	U	U	U	U	U	U	U
Propylene Glycol	-	-	-	-	-	-	-	-	E	E	-	-
Prune Juice	E	E	-	-	-	-	-	-	-	-	-	-
Ritchfield "A" Weed Killer	E	L	E	G	-	-	-	-	-	-	-	-
Salicylic Acid	-	-	-	-	-	-	-	-	E	E	-	-
Salt Water	E	E	E	E	E	E	E	E	E	E	E	L
Selenic Acid	E	G	E	G	G	L	G	L	G	L	U	U
Shortening	G	L	-	-	-	-	E	E	E	E	-	-
Silicic Acid	E	E	E	E	E	E	E	E	E	-	U	U
Silicone Fluids	-	-	-	-	-	-	-	-	E	E	-	-
Silver Cyanide	E	E	E	E	E	E	E	E	E	-	E	E
Silver Nitrate	E	E	E	E	E	E	E	E	E	-	E	E
Silver Plating Solutions	E	G	E	G	E	G	E	G	E	-	E	E
Soap Solution	E	G	E	G	E	G	G	L	G	L	G	U
Sodium Acetate	E	E	E	E	E	E	E	E	E	-	E	E
Sodium Acid Sulfate	E	E	E	E	E	E	E	E	E	-	E	E
Sodium Antimonate	E	E	E	E	E	E	E	E	E	-	E	E
Sodium Arsenite	E	E	E	E	E	E	E	E	E	-	E	E
Sodium Benzoate	E	G	E	E	E	E	E	E	E	-	E	E
Sodium Bicarbonate	E	E	E	E	E	E	E	E	E	-	E	E
Sodium Bisulfate	E	E	E	E	E	E	E	E	E	-	E	E
Sodium Bisulfite	E	E	E	E	E	E	E	E	E	-	E	E
Sodium Bromide	E	E	E	E	E	E	E	E	E	-	E	G
Sodium Carbonate (Soda Ash)	E	E	E	E	E	E	E	E	E	-	E	E

BECAUSE WE CONTINUALLY EXAMINE WAYS TO IMPROVE OUR PRODUCTS, WE RESERVE THE RIGHT TO ALTER SPECIFICATIONS WITHOUT PRIOR NOTICE.

**Key: E=Excellent G=Good L=Limited U=Unsatisfactory C=Cautionary**

Material Handled	PVC		PVC/PU Blend		Rubber Blend		LLDPE		EVA		TPU	
	Temperature (°F)											
	70	150	70	125	70	150	70	150	70	150	70	150
Sodium Chlorate	G	L	G	L	E	E	E	E	E	-	G	G
Sodium Chloride	E	E	E	E	E	E	E	E	E	-	E	G
Sodium Cyanide	E	E	E	E	E	E	E	E	E	-	E	E
Sodium Dichromate	E	G	E	G	E	E	E	E	E	-	E	G
Sodium Ferricyanide	E	E	E	E	E	E	E	E	E	-	E	E
Sodium Ferrocyanide	E	E	E	E	E	E	E	E	E	-	E	E
Sodium Fluoride	E	E	E	E	E	E	E	E	E	-	E	G
Sodium Hydroxide 10%	E	E	E	E	E	E	E	E	E	-	G	L
Sodium Hydroxide 35%	E	G	E	E	E	E	E	E	E	-	L	U
Sodium Hydroxide 50%	G	L	-	-	-	-	-	-	-	-	-	-
Sodium Hypochlorite	E	E	E	E	E	E	E	E	E	-	U	U
Sodium Nitrate	E	E	E	E	E	E	E	E	E	-	E	E
Sodium Nitrite	E	E	E	E	E	E	E	E	E	-	E	E
Sodium Phosphate-Acid	G	G	G	G	E	E	E	E	E	-	U	U
Sodium Silicate	E	E	E	E	E	E	E	E	E	-	E	E
Sodium Sulfate	E	E	E	E	E	E	E	E	E	-	E	E
Sodium Sulfide	E	E	E	E	E	E	E	E	E	-	E	E
Sodium Sulfite	E	E	E	E	E	E	E	E	E	-	E	E
Sodium Thiosulfate (Hypo)	E	E	E	E	E	E	E	E	E	-	E	G
Soft Drinks	E	G	-	-	-	-	E	E	G	L	-	-
Soya Oil	E	G	-	-	-	-	-	-	-	-	-	-
Soybean Oil	G	L	-	-	-	-	-	-	-	-	-	-
Stannic Chloride	E	E	E	E	E	E	E	E	E	-	E	G
Stannous Chloride	E	G	E	G	E	E	E	E	E	-	E	G
Starch	-	-	-	-	-	-	-	E	E	-	-	-
Stearic Acid	L	L	L	L	E	E	E	E	E	-	L	U
Stoddard Solvent	L	U	G	L	G	L	G	L	L	U	G	U
Styrene	U	U	U	U	-	-	-	-	-	-	-	-
Sucrose	-	-	-	-	-	-	-	E	E	-	-	-
Sulfur	G	G	G	G	E	E	E	E	E	-	-	-
Sulfuric Acid 0-10%	E	G	E	G	E	G	E	G	G	-	U	U
Sulfuric Acid 10-40%	E	G	E	G	G	G	G	G	G	U	U	U
Sulfuric Acid 50-60%	E	G	E	G	G	L	G	L	G	U	U	U
Sulfuric Acid 70%	E	G	E	G	L	U	L	U	L	U	U	U
Sulfuric Acid 95%	U	U	U	U	U	U	U	U	U	U	U	U
Sulfuric Acid 95% to Fuming	L	L	L	L	U	U	U	U	U	U	U	U
Sulfurous Acid	E	E	E	E	G	L	G	L	L	U	U	U
Sulphur Dioxide - Liquid	L	U	L	U	U	U	U	U	U	-	-	-
Sulphur Dioxide Gas - Dry	E	E	E	E	G	G	G	G	E	G	-	-
Sulphur Dioxide Gas - Wet	L	U	L	U	G	L	G	L	E	L	-	-
Sulphur Trioxide	E	G	E	G	U	U	U	U	U	U	-	-
Sulphurous Acid 10%	-	-	-	-	-	-	-	E	E	-	-	-
Sulphurous Acid 30%	-	-	-	-	-	-	-	U	U	-	-	-
Tallow	-	-	-	-	-	-	-	E	U	-	-	-
Tannic Acid	E	E	E	E	E	E	E	E	E	E	L	U
Tanning Extracts	-	-	-	-	-	-	-	E	E	-	-	-
Tanning Liquors	E	E	E	E	G	L	G	L	L	-	-	-
Tartaric Acid	E	E	E	E	E	E	E	E	E	-	L	U
Tea (Brewed)	E	G	-	-	-	-	E	G	G	L	-	-
Tetraethyl Lead	G	L	G	G	-	-	-	-	-	-	G	G
Tetrahydrofurane	U	U	U	U	U	U	U	U	U	U	U	U
Thionyl Chloride	U	U	U	U	U	U	U	U	U	U	U	U
Tin Chloride	E	E	E	E	-	-	-	-	-	-	E	E
Titanium Tertachloride	E	U	E	U	-	-	-	-	-	-	L	U

Material Handled	PVC		PVC/PU Blend		Rubber Blend		LLDPE		EVA		TPU		
	Temperature (°F)												
	70	150	70	125	70	150	70	150	70	150	70	150	
Titanium Trichloride	-	-	-	-	-	-	-	-	-	U	U	-	-
Toluol or Toluene	U	U	L	U	U	U	E	G	U	U	L	U	
Tomato Juice	E	E	-	-	-	-	G	L	L	U	-	-	
Transformer Oil	-	-	-	-	-	-	-	-	-	U	U	-	-
Transmission Fluid	E	L	E	L	-	-	-	-	-	-	E	E	
Tributyl Phosphate	U	U	U	U	-	-	-	-	-	-	-	-	-
Trichlorobenzene	U	U	U	U	-	-	-	-	U	U	-	-	-
Trichloroethylene	U	U	L	U	U	U	G	L	U	U	L	U	U
Tricresyl Phosphate	U	U	U	U	L	L	L	L	U	U	U	U	U
Triethanolamine	L	U	G	U	G	L	G	L	L	-	-	-	-
Triethylamine	G	L	G	L	-	-	-	-	-	-	-	-	-
Trimethyl Propane	L	U	L	U	-	-	-	-	-	-	-	-	-
Trisodium Phosphate	E	E	E	E	E	E	E	E	E	E	-	E	E
Turpentine	L	U	G	L	L	U	G	L	U	-	E	G	E
Urea	E	E	E	E	E	E	E	E	E	E	-	E	E
Urine	E	E	E	E	E	E	E	E	E	E	-	E	E
Varnish	U	U	U	U	G	L	G	L	U	U	E	G	E
Varsol	-	-	-	-	-	-	E	G	-	-	-	-	-
Vegetable Oils	G	L	G	L	-	-	-	-	U	U	-	-	-
Vinegar	E	E	-	-	E	G	E	G	E	-	G	L	-
Vinyl Acetate	U	U	U	U	L	U	L	U	U	U	U	U	U
Vinyl Chloride	U	U	U	U	-	-	-	-	-	-	-	-	-
Water-Acid Mine Water	E	E	E	E	E	E	E	E	E	E	-	G	U
Water-Distilled	E	E	E	E	E	E	E	E	E	E	-	G	U
Water-Fresh	E	E	E	E	E	E	E	E	E	E	-	G	U
Water-Salt	E	E	E	E	E	E	E	E	E	E	-	G	U
Whey	E	G	-	-	-	-	G	L	G	L	-	-	-
Whiskey	L	U	-	-	-	-	E	L	-	-	-	-	-
White Gasoline	E	E	E	E	U	U	U	U	U	U	E	G	E
White Liquor (Paper industry)	E	E	E	E	-	-	-	-	-	-	-	-	-
Wines	G	L	-	-	-	-	E	E	-	-	-	-	-
Xylene or Xylol	U	U	L	U	U	U	G	L	U	U	G	L	U
Zinc Chloride	E	E	E	E	E	E	E	E	E	E	-	E	E
Zinc Chromate	E	E	E	E	E	E	E	E	E	E	-	E	E
Zinc Cyanide	E	E	E	E	E	E	E	E	E	E	-	E	E
Zinc Nitrate	E	E	E	E	E	E	E	E	E	E	-	E	E
Zinc Sulfate	E	E	E	E	E	E	E	E	E	E	-	E	E

Mixtures of Acids:  
Nitric 15%, Hydrofluoric 4% E G E G - - - - - U U

Sodium Dichromate 13%,  
Nitric Acid 16%, Water E G E G E E E E E E L

BECAUSE WE CONTINUALLY EXAMINE WAYS TO IMPROVE OUR PRODUCTS, WE RESERVE THE RIGHT TO ALTER SPECIFICATIONS WITHOUT PRIOR NOTICE.



## Cautionary Statement

All merchandise or products sold or distributed by Kuriyama of America, Inc. ("Kuriyama"), are in the nature of commodities and they are sold by our published specifications and not for particular purposes, uses or applications. The purchasers or users of the merchandise or products shall first determine their suitability for the intended purposes, uses or applications and they shall either conduct their own engineering studies or tests, or retain qualified engineers, consultants or testing laboratories and consult with them before determining the proper use, suitability or propriety of the merchandise or products for the intended purposes, uses or applications.

Kuriyama does not recommend the merchandise or products for any particular purpose, use or application, and the purchaser or user thereof shall assume full responsibility for the suitability, propriety, use and application of the merchandise or products. The merchandise or products, including but not limited to, hose, tubing or coupling may fail due to the use or conveyance of substances at elevated or lowered temperatures or at excessive pressures, the conveyance of abrasive, injurious, flammable, explosive or damaging substances.

Hose or tubing used in bent configurations will be subjected to increased abrasion. Hose clamps or couplings may loosen after initial installation and all sections of hose and tubing, including connections, couplings and clamps, should be inspected frequently, regularly and consistently, and should be replaced, adjusted or re-tightened for the avoidance of leakage, for the prevention of injuries or damages, and for general safety purposes. Except as indicated in its Limited Warranty, Kuriyama shall not be liable or responsible for direct or indirect injuries or damages caused by or attributed to the failure or malfunction of any merchandise or products sold or distributed by it.

Kuriyama recommends that the purchasers or users of the merchandise or products frequently and consistently undertake inspections and protective measures with respect to the use and application of the merchandise and products which should include the examination of tube and cover conditions of the hose or tubing and the identification, repair or replacement of sections showing cracking, blistering, separations, internal and external abrasions, leaking or slipped couplings or connections and make proper proof tests.

REV. 1/92

## Limited Warranty

The merchandise or products sold or distributed by Kuriyama of America, Inc. are warranted to our customers to be free from defects in material and workmanship at the time of shipment by us. All warranty claims shall be made within six (6) months after we have shipped the merchandise. Our liability hereunder is limited to the purchase price of any merchandise proving defective, or, at our option, to the replacement of such merchandise upon its

authorized return to us. This warranty is in lieu of and excludes all other warranties, expressed, implied, statutory, or otherwise created under applicable law including, but not limited to, the warranty of merchantability and the warranty of fitness for a particular purpose. In no event shall we be liable for special, incidental, or consequential damages, including loss of profits.



### **Kuriyama of America, Inc.**

**1221 Landmeier Rd.  
Elk Grove Village, IL 60007-2458  
Phone: (847) 228-0300  
Toll-free Fax: (800) 800-0320  
International Fax: (847) 228-0973**

Web Site: <http://www.kuriyama.com>

E-Mail: [sales@kuriyama.com](mailto:sales@kuriyama.com)

**SALES OFFICES —  
CONTACT THE LOCATION BELOW  
WHICH SERVES YOUR AREA**

**SOUTHWEST WAREHOUSE  
KURIYAMA OF AMERICA, INC.  
HOUSTON**  
8919 MARKET ST.  
HOUSTON, TX 77029  
Phone: (713) 674-8212  
FAX: (713) 674-5214  
Toll-Free FAX: (800) 800-5214

**WESTERN WAREHOUSE  
KURIYAMA OF AMERICA, INC.  
SANTA FE SPRINGS**  
11920 ALTAMAR PLACE  
SANTA FE SPRINGS, CA 90670-2544  
Phone: (562) 941-4507  
FAX: (562) 941-8940  
Toll-Free FAX: (800) 326-8940


**SOUTHEAST WAREHOUSE  
FORTNEY SALES**  
1580 BIG SHANTY ROAD  
KENNESAW, GA 30144-3606  
Phone: (770) 427-6528  
FAX: (770) 423-9249  
Toll-Free FAX: (800) 423-9249

**EASTERN WAREHOUSE  
EASTERN RUBBER & PLASTICS CO., INC.**  
PLUMSTEAD INDUSTRIAL PARK, RT. 537  
P. O. BOX 176  
NEW EGYPT, NJ 08533-0176  
Phone: (609) 758-0100  
FAX: (609) 758-0102  
Toll-Free FAX: (800) 445-7138

**IN CANADA:**

**KURITEC CORPORATION**  
BOX 21052  
LYNDEN PARK MALL P. O.  
BRANTFORD, ONT, CANADA N3R 7W9  
Phone: (519) 753-6717  
FAX: (519) 753-7737

Web Site: <http://www.kuritec.com>  
E-Mail: [sales@kuritec.com](mailto:sales@kuritec.com)



**Kuriyama of America, Inc.**

1221 Landmeier Rd.  
Elk Grove Village, IL 60007-2458  
Phone: (847) 228-0300  
Toll-free FAX: (800) 800-0320  
International FAX: (847) 228-0973

Web Site: <http://www.kuriyama.com>  
E-Mail: [sales@kuriyama.com](mailto:sales@kuriyama.com)